

SERVICE INFORMATION

Vol. 1 No. 9

LAND-ROVER PETROL AND DIESEL MODELS



Rover
British Leyland UK Limited,
Solihull, Warwickshire, England

November, 1972

Item 33

SUBJECT: FROST PRECAUTIONS (Policy item)
MODELS: All Land-Rover
MODIFICATION: Introduction of frost precautions instructions for the winter 1972/73.
REMARKS: Company policy with regard to the use of anti-freeze mixtures in our products remains basically the same as in previous years. For comprehensive details on this subject see Service News Letter, Volume 3, number 29, item 160, issued in November 1971.

Item 34

SUBJECT: ENGINE MISFIRE
MODELS: All Land-Rover
PART NUMBERS: Coil to distributor HT lead 1 587968 2¼ litre
HT lead set 1 574142 2.6 litre
IDENTIFICATION: Moulding number 4 (see illustration below).
REMARKS: We would draw your attention to the comments made in Service Information Vol. 1 No. 6 Item 19, regarding engine misfire and indifferent starting under wet or damp conditions owing to poor moulding of the right-angled boots on a batch of H.T. leads. According to our records only a small response has been made to this information.
It is, however, anticipated that the forthcoming winter will aggravate the problem and you are therefore requested to pay particular attention to this point at routine service periods or if a particular criticism is made by an owner.
It is essential that any warranty claims for rectification arising from this action contain Code A326 in place of the normal warranty complaint code in order that costs may be correlated.
Warranty claims for rectification will not be accepted after 5th February 1973.

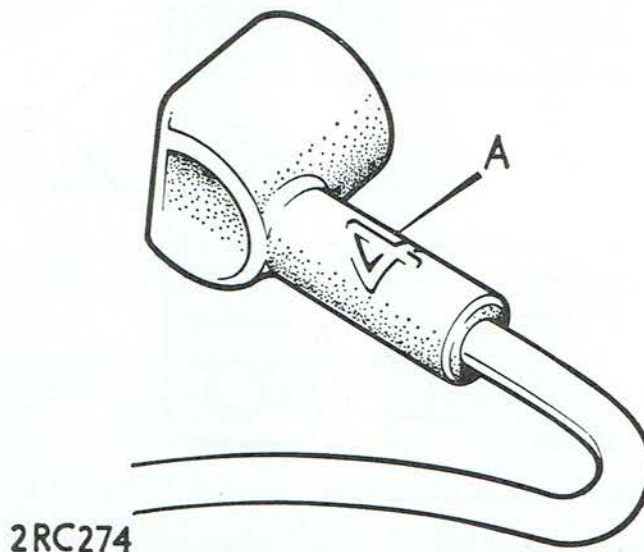


Fig. 1 Identification of moulded 'boot' on coil to distributor HT lead
A—Moulding number

Item 35**SUBJECT: CLUTCH RELEASE MECHANISM****MODELS:** Land-Rover Series IIA models fitted with all-synchromesh gearbox
Land-Rover Series III**MODIFICATION:** Introduction of a new clutch release bearing and sleeve assembly.

P C M I

TRANSPARENCY: Information on this subject has already been included in an earlier transparency but will be re-issued to show the parts as an assembly, as detailed below.**LITERATURE AFFECTED:**Land-Rover Series III Parts Catalogue Supplement Part No. 608049, page 16.43.
Land-Rover Repair Operation Manual, Part No. 607314, Operation 33.25.12.
Land-Rover Workshop Manual Supplement, Part No. 607288, Operation 33.25.12.**PART NUMBER:** Clutch release bearing and sleeve assembly 1 594271**COMMENCING NUMBERS:**

Gearbox serial numbers:

Series III all 88 and 109 Long and Station Wagon 2½ petrol and diesel from 90140228A onwards.

Series III, 109 Long and Station Wagon 2.6 petrol from 94103462A onwards.

Series III 109, one ton, 2½ petrol from 24600063A onwards.

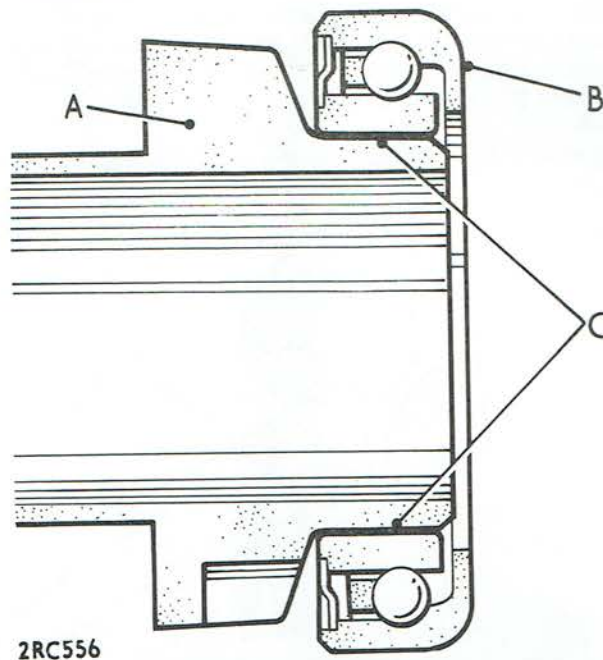
Series III, 109 one ton, 2.6 petrol from 26600184A onwards.

REMARKS:

The above modification has been introduced to reduce the possibility of the clutch release sleeve becoming seized on the front cover extension during arduous driving conditions and to improve the bearing lubrication.

The assembly comprises a sleeve manufactured from 'Ferrobestos' and a new release bearing which is packed with grease and sealed. These are bonded together by Loctite high strength retaining compound.

The assembly is interchangeable with the earlier bearing and sleeve but is only available as a complete assembly.

**Fig. 2 Clutch release bearing and sleeve assembly**A—'Ferrobestos' sleeve
B—Sealed bearing
C—'Loctite' bonded joint

Item 36

SUBJECT: DOORS

MODELS: Land-Rover Series II and IIA

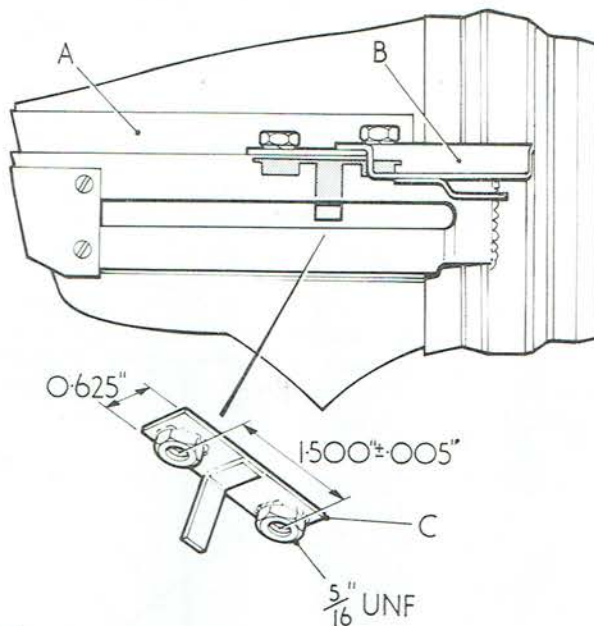
MODIFICATION: Addition of a pivot bracket to convert a Series III door to fit Series II and IIA vehicles.

PART NUMBERS:	Pivot bracket assembly, RH	1	347338	
	Pivot bracket assembly, LH	1	347339	
	Screw	4	255226	
	Washer, plain	} Fixing pivot bracket assembly to intermediate member on door frame	..	4	3446
	Washer, spring		..	4	3075
	Nut		..	4	254821

REMARKS: To enable a Series III type door to be used on Series II and IIA vehicles the above assembly is bolted on to the intermediate member already provided on the Series III door frame for check strap attachment.

NOTE: Since difficulty has been experienced in locating and retaining the nuts in the intermediate member while tightening the bracket fixing screws, a nut plate assembly Part No. 347511 will eventually be supplied for this conversion in place of the four plain washers and nuts specified above.

In the meantime it is recommended that a nut plate is manufactured to facilitate assembly.



2RC568

Fig. 3 Pivot bracket conversion

- A—Intermediate member for Series III door frame
- B—Pivot bracket assembly
- C—Nut plate

Item 37

SUBJECT: PARTS CATALOGUE

MODELS: Land-Rover Forward Control, Series IIA and IIB

PART NUMBER: Land-Rover Forward Control, Series IIA and IIB Parts Catalogue 1 608218

REMARKS: This new publication, Part No. 608218 is now available from our Parts Department at Cardiff at a nominal price of £1.75 nett. The recommended retail price is £2.00. Dealers should note that their requirements must be ordered through their Distributor. Non-observance of this will lead to administrative complications. The new catalogue up-dates the information contained in the previous version, Part No. 4862, which it replaces.

Item 38

SUBJECT: **TOOL BOARD**

MODELS: All Land-Rover

PART NUMBER: Tool board, Leycare 1 45LC

REMARKS: A tool board not only keeps the workshop tidy but helps to avoid tool losses and simplifies stocktaking. The tool board illustrated includes a separate wire mesh steel cage which enables the tools to be covered. It is attached to the board by locating spigots at the top and a hasp device at the bottom which can be padlocked for security. The boards, which measure 900 x 650mm (35½ x 25¾in), are manufactured from 1.28mm (18 SWG) perforated steel sheet with edges and have welded corners for added strength and rigidity. They have a durable cellulose finish. Edges can be drilled and boards bolted together if required. The range of clips and brackets illustrated are supplied in sets of ten, complete with the necessary fixing nuts and bolts. They are designed to support a wide range of shapes and sizes of tools and are robust enough to support the heaviest service tools. Churchill special tools are supplied with neat plastics labels which can be affixed to the board. These tool boards can only be obtained direct from:
 V. L. Churchill and Company Limited
 P. O. BOX 3
 London Road
 Daventry
 Northants NN11 4NF
 Telephone: 03-272 4461 Telex: 31326

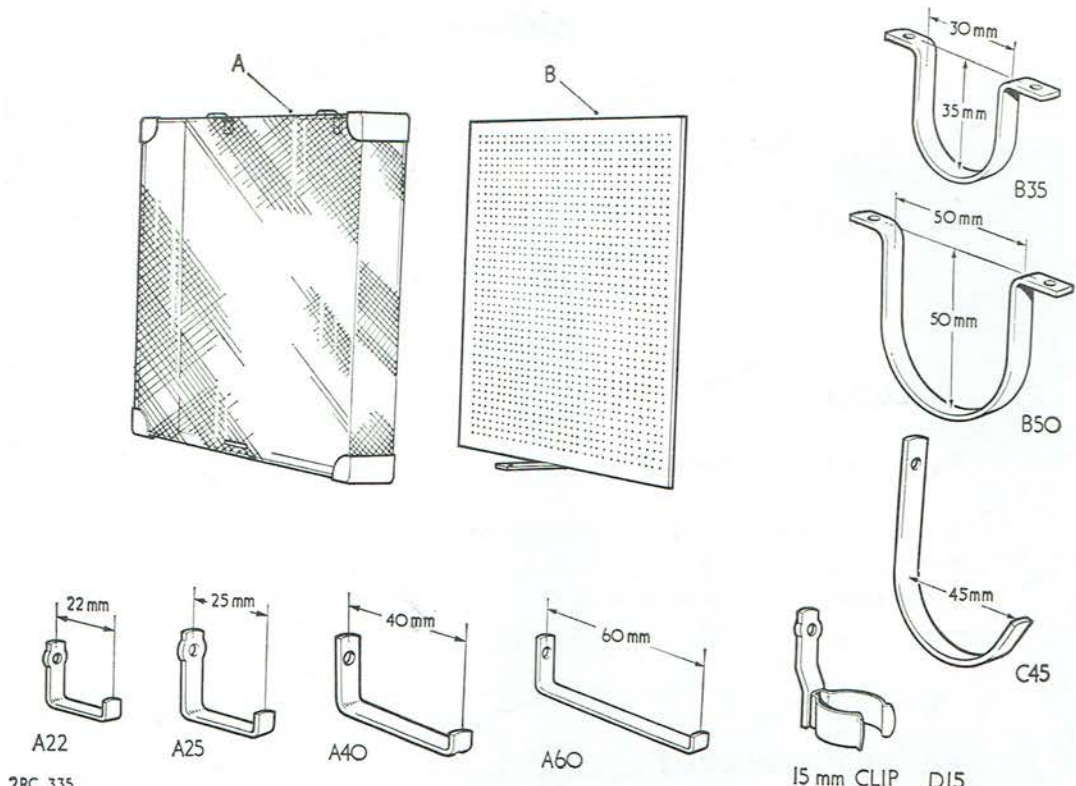


Fig. 4 Tool board
 A—Wire mesh cover
 B—Tool board

2RC 335