




Land Rover
Fast Moving and
Collision Parts Guide

Part No.
RTC 9300

November 1977





Land Rover Fast Moving and Collision Parts Guide

Part No.
RTC 9300

November 1977

British Leyland UK Limited
Jaguar & Rover Triumph Parts & Accessories
P.O. Box 150 Fletchamstead Highway
Coventry CV4 9DB

Telephone: Coventry (0203) 75511
Telex: 311322
Cables: Stanpart Coventry

Whilst every effort is made to ensure the accuracy of the particulars contained in this Manual the Manufacturing Companies will not, in any circumstances, be held liable for any inaccuracies or the consequences thereof.

© Parts and Accessories Jaguar and Rover Triumph 1977

All rights reserved. No part of this publication may be reproduced, stored in a retrieval system or transmitted, in any form, electronic mechanical, photocopying, recording or other means without prior written permission of Parts and Accessories Jaguar and Rover Triumph.

UNIPART

Unipart parts and accessories are tested and approved by British Leyland.
For full details of the Unipart range refer to the Unipart catalogue.

Good News for all Land-Rover owners

Leyland Cars Service and Parts Division are happy to announce their Special Equipment and Accessories programme specifically designed to assist the Land-Rover owner to get the most from his vehicle.

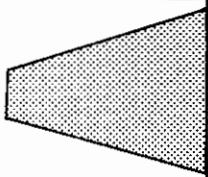
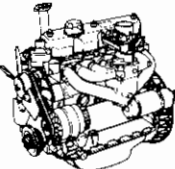
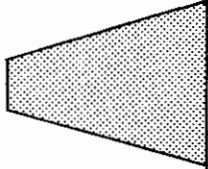
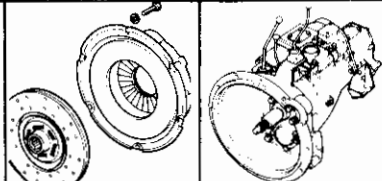
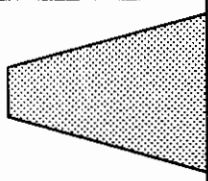
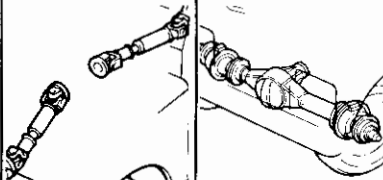
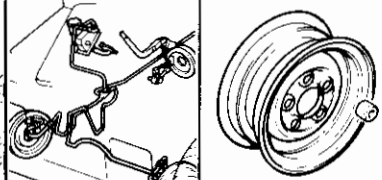
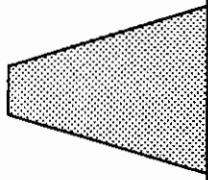
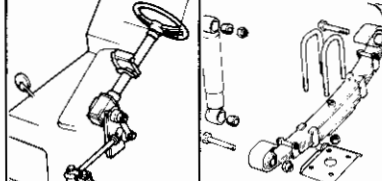
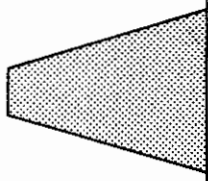
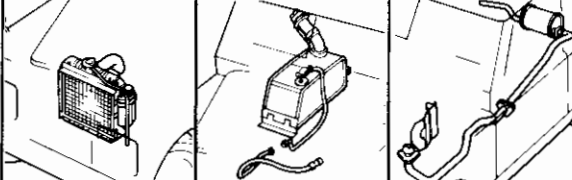
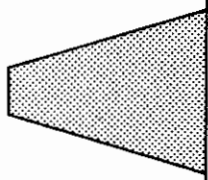
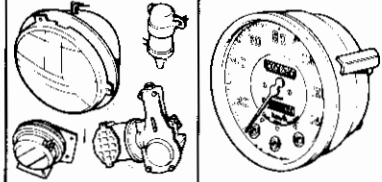
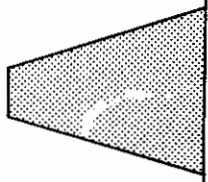
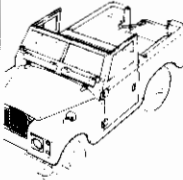
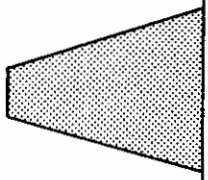
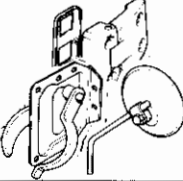
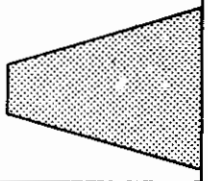
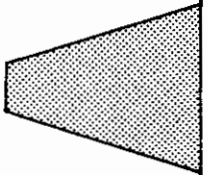
The range is large with 165 part numbers covering products ranging from Winches to Interior sun visors.

Competitively priced the products are supplied in kit form, complete with all fixings and fully illustrated fitting instructions.

This means, Land-Rover customers can now obtain most of their special equipment needs from their Land-Rover Dealer.

Full details are in the Land-Rover/Range Rover Special Equipment Manual.

GROUP INDEX. INDEKS. GRUPPER. INHOUD-HOOFDSTUKKEN. RYHMAHAKEMISTO. TABLE DESSECTIONS.
 GRUPPENVERZEICHNIS. INDICE DEI GRUPPI. NUMBERACAO DE GRUPO. INDICE DEL GRUPO. GRUPINDEX.

GENERAL INFORMATION - PAGE A1 FRENCH F - PAGE A3 GERMAN D - PAGE A5 PORTUGUESE P - PAGE A7 SPANISH E - PAGE A9			A	
ENGINE			B	
CLUTCH-GEARBOX			C	
PROPELLER SHAFT-AXLES- BRAKES-ROAD WHEELS			D	
STEERING-SUSPENSION			E	
COOLING-FUEL-EXHAUST			F	
ELECTRICAL-INSTRUMENTS			G	
BODY PANELS			H	
BODY FITTINGS			J	
NUMERICAL INDEX			K	

GENERAL INFORMATION

A



INTRODUCTION

This publication has been produced by Leyland Cars, Service and Parts Division, to satisfy a need.

Parts men and customers world wide have asked for a special publication to help them identify quickly, popular fast moving parts, that is those parts which are most often requested. It is not a complete parts list, but the pictorial key on each page will help you to quickly locate those items which are listed.

If you cannot locate the parts required in this publication then you should refer to the appropriate parts catalogue or PCMI transparency for the Land-Rover type covered.

IMPORTANT

**Jaguar and Rover Triumph
Service and Parts Division
Leyland Cars**

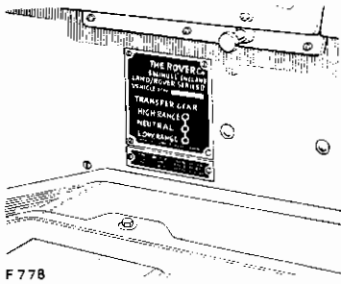
Replacement parts that are not of genuine Leyland Cars manufacture cannot be relied upon to be to Leyland Cars specification, material and workmanship and therefore Leyland Cars cannot extend their Warranty to vehicles which have been fitted with parts not of their manufacture.

Leyland Cars reserve the right to make changes or improvements in the construction or equipment of their products at any time.

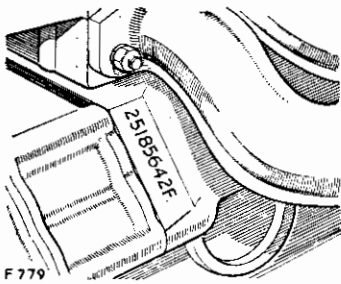
In order to ensure prompt and correct execution of your orders it is essential to quote :

- 1 The part number and description (prefix and suffix letters to part numbers must always be quoted).
- 2 The quantity required bearing in mind that the quantities shown are those used in the application actually illustrated. Sometimes only minimum packaged quantities are available. These packs may well contain more parts than are required for a single job, for details of packaged quantities see the Price List.
- 3 The listing or illustrating of an item does not guarantee its availability.
- 4 Where a change point is shown for vehicle, engine, gearbox or axles check carefully and ensure that correct part number is quoted.

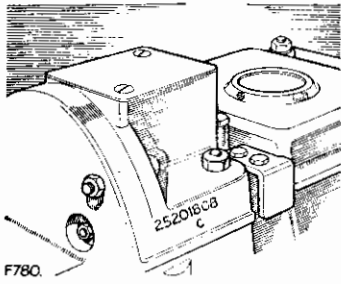
LOCATION OF VEHICLE AND UNIT NUMBERS



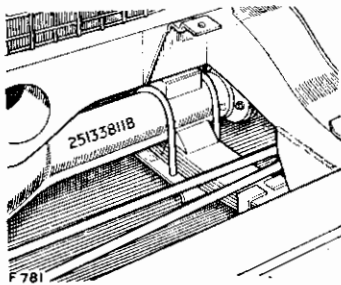
Vehicle and chassis number



Engine number



Gearbox number



Front and rear axle number

STANDARD ABBREVIATIONS

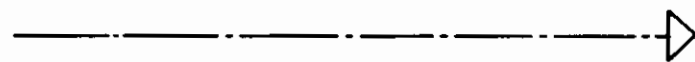
- 1st } On or adjacent to gears
- 2nd }
- 3rd }
- 4th }
- RHD Right hand drive
- LHD Left hand drive
- RHT Right hand thread
- LHT Left hand thread
- eng. Engine
- ch. Chassis
- cyl. Cylinder
- O/S Over size
- U/S Under size
- RH Right hand
- LH Left hand
- A/R As required
- CKD Completely knocked down
- C/R Compression ratio
- (2) Quantities given when more than 1 off is required
- Up to, or onwards, eg (→eng. suffix J) = Up to engine suffix J
(eng. suffix K→) = Engine suffix K onwards



Represents location of details



Encloses parts which form an assembly or kit



Indicates connecting items when these are illustrated in their true relationship

INTRODUCTION

La société Leyland Cars, Service and Parts Division, a publié la présente publication afin de répondre à un besoin.

Ceux qui s'occupent des pièces de rechange et les clients dans le monde entier ont demandé une publication spéciale leur permettant d'identifier rapidement les pièces de grande diffusion qui se vendent rapidement, autrement dit celles qu'on leur demande le plus souvent. Il ne s'agit donc pas d'une nomenclature complète des pièces, mais la représentation graphique à chaque page vous permettra de situer rapidement les pièces figurant à la nomenclature.

Si vous ne pouvez trouver dans cette publication les pièces dont vous avez besoin reportez-vous alors au catalogue approprié de pièces détachées ou aux vues sur fond lumineux PCMI lorsqu'elles existent pour le type de Land-Rover.

REMARQUE IMPORTANTE

**Jaguar and Rover Triumph
Service and Parts Division
Leyland Cars**

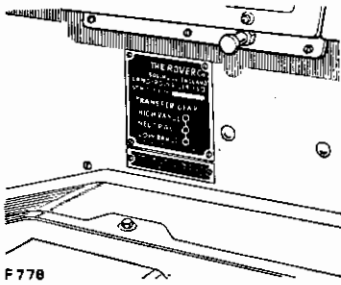
Lorsque des pièces de rechange ne sont pas de fabrication authentique Leyland Cars on ne peut être certain qu'elles soient conformes aux normes de Leyland Cars, non plus que les matériaux mis en oeuvre ou l'exécution; la garantie de Leyland Cars n'est donc pas applicable aux véhicules munis de pièces d'une autre fabrication.

Leyland Cars se réserve le droit s'apporter à tout moment des modifications ou perfectionnements à l'exécution ou l'équipement de ses fabrications.

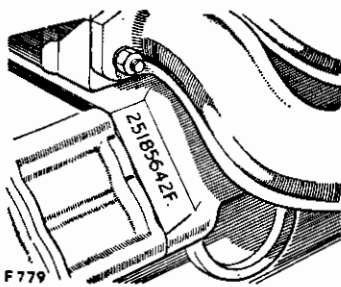
Pour que vos commandes soient exécutées promptement et correctement il est essentiel d'indiquer :

- 1 Le numéro de la pièce et sa désignation (toujours indiquer les lettres, préfixes ou suffixes des numéros).
- 2 La quantité requise; ne pas oublier que les quantités représentées sont celles utilisées pour l'utilisation qui est illustrée. Les pièces sont parfois vendues par quantités minimales sous un seul emballage. Il se peut dans ce cas que la quantité ainsi vendue dépasse vos besoins pour un travail particulier; vous trouverez au Barème des indications sur les quantités vendues ainsi.
- 3 Le fait qu'une pièce est indiquée ou illustrée ne garantit pas qu'elle est disponible.
- 4 Lorsqu'un changement est indiqué pour le véhicule, le moteur, la boîte de vitesses ou le train avant ou arrière ne pas oublier d'indiquer le numéro de pièce correct.


**AMENAGEMENT DES
NUMEROS DE VEHICULE
ET DE GROUPE**



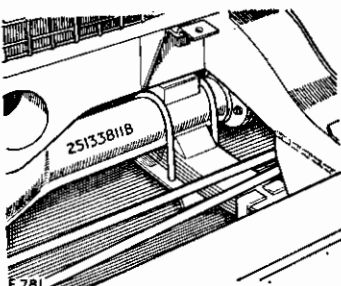
No. de véhicule et de châssis



No. de moteur



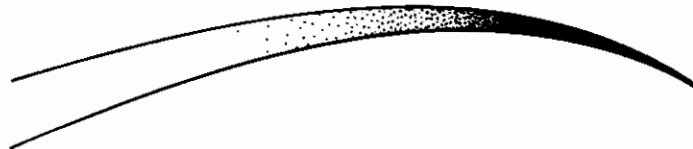
No. de boîte de vitesses



No. de pont AV et AR

ABREVIATIONS STANDARD

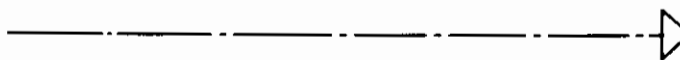
1st	}	Sur des engrenages ou auprès
2nd		
3rd		
4th		
RHD	Conduite à droite	
LHD	Conduite à gauche	
RHT	Filetage à droite	
LHT	Filetage à gauche	
eng.	Moteur	
ch.	Châssis	
cyl.	Cylindre	
O/S	Majoré	
U/S	Minoré	
RH	Droit(e)	
LH	Gauche	
A/R	Selon besoins	
CKD	Complètement démonté	
C/R	Taux de compression	
(2)	Quantités indiquées lorsque plus d'un article est requis	
→	Jusqu'à, ou à partir de par ex.	
	(→ suffixe moteur J) = Jusqu'au suffixe de moteur J	
	(suffixe moteur K→) = A partir du suffixe de moteur K	



Indique l'emplacement des détails.



Indique les pièces formant un ensemble ou kit.



Indique des éléments de liaison lorsque l'illustration montre leur véritable rapport.

EINFÜHRUNG

Die vorliegende Veröffentlichung ist von der Service and Parts Division der Firma Leyland Cars erstellt worden, um einem echten Bedarf zu entsprechen.

Ersatzteilspezialisten und Kunden in aller Welt haben um eine Spezialschrift gebeten, die ihnen dabei helfen soll, oft verkaufte Verschleißteile, d.h. Teile, nach denen am meisten gefragt wird, schnell zu identifizieren. Es handelt sich nicht etwa um eine komplette Teileliste: der illustrierte Schlüssel auf jeder Seite wird Ihnen jedoch dazu verhelfen, diejenigen Teile zu finden, die in der Liste enthalten sind.

Wenn Sie die von Ihnen benötigten Teile nicht in der vorliegenden Liste finden können, nehmen Sie den entsprechenden Teilekatalog oder die PCMI-Pause für den entsprechenden Land-Rover-Typ zur Hand.

ACHTUNG

**Jaguar and Rover Triumph
Service and Parts Division
Leyland Cars**

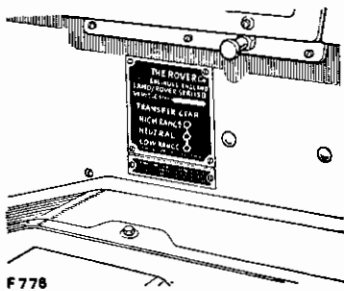
Ersatzteile, die nicht ursprünglich von Leyland Cars hergestellt wurden, stimmen nicht unbedingt mit Spezifikation, Materialqualität oder Fertigungsgüte der Firma Leyland Cars überein. Die Firma Leyland Cars kann daher ihre Garantie nicht auf Kraftfahrzeuge erstrecken, die mit Teilen ausgestattet sind, welche nicht aus ihrer Fertigung stammen.

Die Firma Leyland Cars behält sich vor, zu jedem beliebigen Zeitpunkt Änderungen oder Verbesserungen an der Konstruktionsweise oder Ausstattung ihrer Erzeugnisse vorzunehmen.

Um prompte und exakte Ausführung Ihrer Aufträge zu gewährleisten, ist es wesentlich, daß Sie folgende Angaben machen:

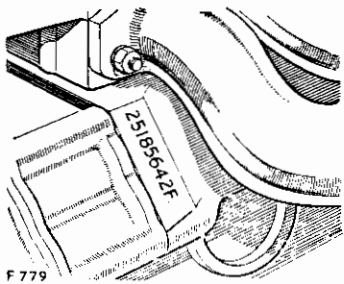
- 1 Teilenummer und Beschreibung (Vor- und Nachbuchstaben sind stets anzugeben).
- 2 Die benötigte Menge, wobei darauf zu achten ist, daß die angegebenen Mengen stets den bei der dargestellten Anwendung üblichen Mengen entsprechen. In manchen Fällen sind nur Mindestverpackungsmengen lieferbar. Die Liefermengen enthalten u.U. mehr Teile als für einen einzelnen Auftrag erforderlich sind; Einzelheiten hinsichtlich Verpackungsmengen entnehmen Sie bitte der Preisliste.
- 3 Die Auflistung oder bildliche Darstellung eines Teils stellt keine Garantie für seine Lieferbarkeit dar.
- 4 In Fällen, wo eine Änderung hinsichtlich Fahrzeugtyp, Motor, Getriebe oder Achsen angezeigt ist, sorgfältig nachprüfen und sicherstellen, daß die richtige Teilenummer angegeben ist.

ANORDNUNG DER FAHRZEUG- UND GRUPPENNUMMERN



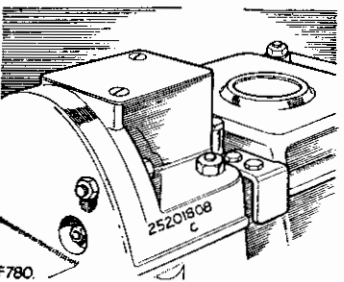
F 778

Fahrzeug- und Chassisnummer



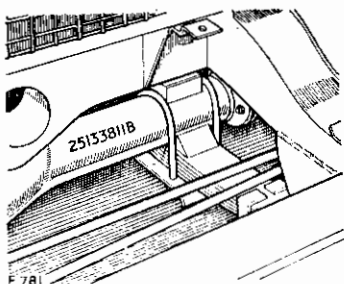
F 779

Motornummer



F 780

Getriebeummer

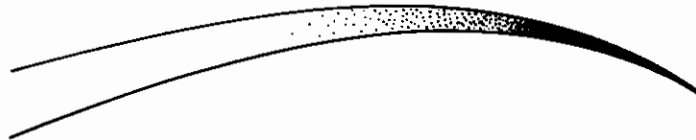


F 781

Vorder- und Hinterachsnummer

STANDARDABKÜRZUNGEN

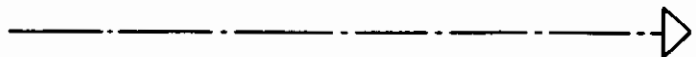
1st	}	Auf oder an den Getrieberädern
2nd		
3rd		
4th		
RHD	Steuersäule rechts	
LHD	Steuersäule links	
RHT	Rechtsgewinde	
LHT	Linksgewinde	
eng.	Motor	
ch.	Chassis	
cyl.	Zylinder	
O/S	Übergröße	
U/S	Untergröße	
RH	Rechts	
LH	Links	
A/R	je nach Bedarf	
CKD	völlig demontiert	
C/R	Druckverhältnis	
(2)	Mengenangabe in Fällen, wo mehr als 1 Stück benötigt wird	
→	Bis zu -oder- ab	
	z.B. (→ eng. suffix J) = bis zu Motor mit Nachbuchstabe J	
	(eng. suffix K →) = ab Motor mit Nachbuchstabe K	



Hinweis auf Stelle, wo Einzelheiten abgedruckt sind.



Umrahmung von Teilen, die eine Baugruppe oder einen Satz bilden.



Anzeige von miteinander verbundenen Teilen in Fällen, wo diese in ihrem echten Verhältnis zueinander dargestellt sind.

INTRODUÇÃO

Esta publicação foi produzida pela Divisão de Serviço e Partes da Leyland Cars para satisfazer uma necessidade dos mercados.

Clientes e negociantes de partes em todo o mundo solicitaram-nos uma publicação especial para os ajudar a identificar rapidamente partes mais populares e de maior movimento, ou sejam aquelas partes solicitadas com maior frequência. Não é uma lista completa de partes mas a chave ilustrada em cada página assiste a localizar facilmente os artigos que se encontram catalogados.

Se não encontra nesta publicação as partes requeridas deve, em tal caso, consultar o catálogo de partes apropriado ou a transparência PCMI para o tipo de Land-Rover em questão.

IMPORTANTE

Divisão de Serviço e Partes Jaguar e Rover Triumph — Leyland Cars

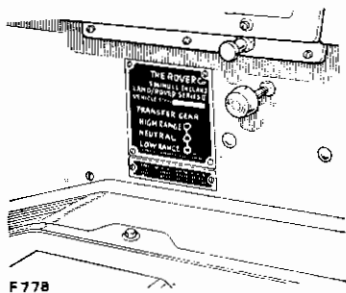
Partes para substituição que não sejam partes genuínas produzidas pela Leyland Cars podem bem não coincidir com a especificação, material e mão-de-obra da Leyland Cars e, conseqüentemente, Leyland Cars não estende a sua Garantia a veículos a que tenham sido instaladas partes de outros fabricantes.

Leyland Cars reserva-se o direito de fazer alterações ou melhoramentos em construção ou no equipamento de seus produtos sem aviso prévio.

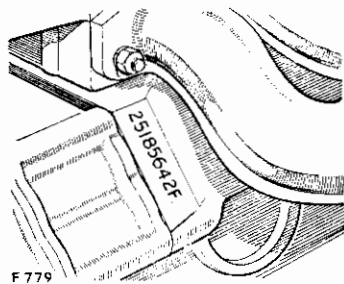
Para assegurar execução pronta e correcta de suas encomendas é essencial cotar :

- 1 O número da parte e sua descrição (há que indicar sempre as letras de prefixo e sufixo das respectivas partes).
- 2 A quantidade requerida tendo em mente que as quantidades indicadas são as usadas na aplicação ilustrada. Nalguns casos só existem pacotes com quantidades mínimas. Estes pacotes podem conter mais partes do que as necessárias para um único trabalho. Consultar a Lista de Preços para pormenores de quantidades por pacote.
- 3 A catalogação ou ilustração de um artigo não constitui garantia de disponibilidade.
- 4 Quando se mostra uma anotação de mudança para veículo, motor, caixa de velocidades ou eixos verificar meticulosamente e assegurar que é cotado o número correcto da parte.

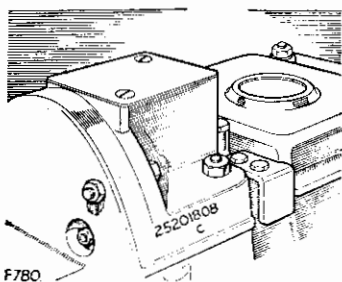
SITUAÇÃO DOS NUMEROS DE UNIDADE E DE VEÍCULO



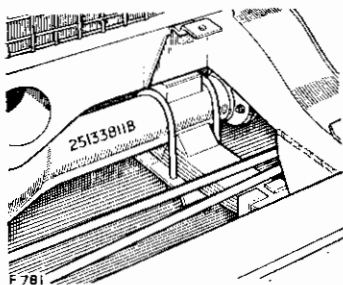
Número de viatura e de chassis



Número do motor



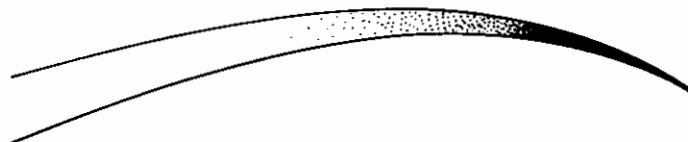
Número do caixa velocidades



Número de eixo dianteira e trasero

ABREVIATURAS PADRÃO

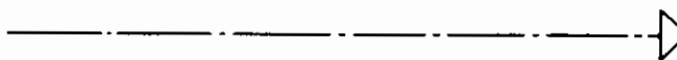
1st	}	Sobre ou adjacente à velocidade respectiva
2nd		
3rd		
4th		
RHD		Direcção à direita
LHD		Direcção à esquerda
RHT		Rosca à direita
LHT		Rosca à esquerda
eng.		Motor
ch.		Chassis
cyl.		Cilindro
O/S		Sobremedida
U/S		Inframedida
RH		Lado direito
LH		Lado esquerdo
A/R		Conforme requerido
CKD		Completamente desarmado
C/R		Taxa de compressão
(2)		Quantidades quando necessária mais do 1 unidade
→		Até, ou a partir de, ou seja,
		(→eng. suffix J) = Até motor sufixo J
		(eng. suffix K→) = A partir do motor sufixo K



Representa localização de detalhes.



Inclui partes que formam um conjunto ou jogo.



Indica partes de ligação quando ilustradas nas suas relações reais.

INTRODUCCION

Esta publicación ha sido producida por Leyland Cars, Service and Parts Division, para satisfacer una necesidad.

El personal encargado de los stocks de piezas y clientes de todo el mundo han pedido que se haga una publicación que les ayude a identificar rápidamente las piezas de más movimiento, es decir, las que se piden con más frecuencia. No se trata de una relación completa de piezas, pero las ilustraciones que aparecen en cada página ayudarán a localizar rápidamente las piezas incluidas en la lista.

Caso de no poderse localizar en esta publicación las piezas requeridas, entonces hay que consultar el catálogo de piezas apropiado o la diapositiva PCMI correspondiente al Land-Rover del tipo deseado.

IMPORTANTE

Jaguar and Rover Triumph Service and Parts Division Leyland Cars

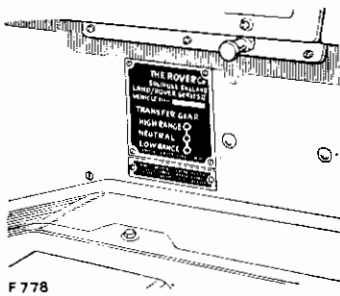
Las piezas de recambio que no sean de fabricación auténtica de Leyland Cars no puede confiarse que cumplan con la especificación, material y mano de obra de Leyland Cars, y por tanto Leyland Cars no puede conceder su garantía a los vehículos en los que se hayan montado piezas que no sean de su fabricación.

Leyland Cars se reserva el derecho de hacer modificaciones o mejoras en la construcción o equipamiento de sus vehículos en cualquier momento dado.

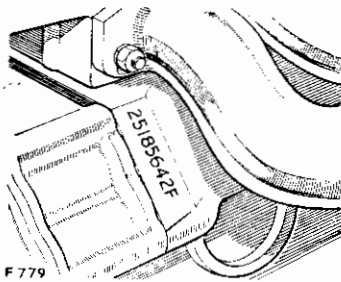
Para asegurar la ejecución pronta y correcta de los pedidos es imprescindible indicar los siguientes datos :

- 1 El número de la pieza y su descripción (hay que indicar siempre los prefijos y sufijos de los números de piezas).
- 2 La cantidad requerida, teniendo en cuenta que las cantidades indicadas son las que se usan en la aplicación ilustrada. Algunas veces sólo se venden cantidades mínimas por paquete. Es muy posible que estos paquetes contengan más piezas que las que se necesitan para un determinado trabajo, y para más detalles de las cantidades de cada paquete se ruega ver la Lista de Precios.
- 3 La inclusión de una pieza determinada en la relación, o su ilustración, no garantiza su disponibilidad.
- 4 Cuando se indica un punto de cambio o modificación correspondiente al vehículo, el motor, la caja de cambios o los puentes, hay que comprobar con cuidado y cerciorarse de que se indica el número de pieza correcto.

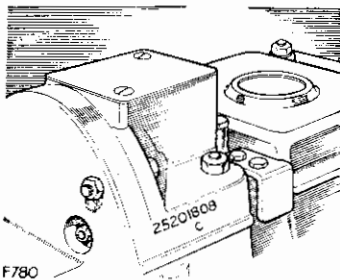
UBICACION DE NUMEROS DE COCHE Y UNIDAD



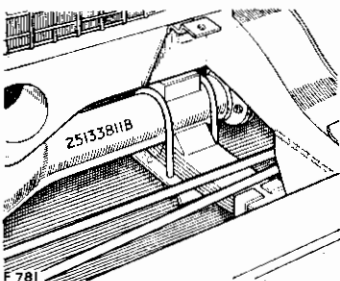
Número de coche y de chasis



Número de motor



Número de caja velocidades



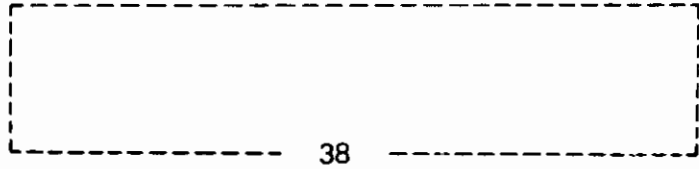
Número del eje delantero y trasero

ABREVIATURAS CORRIENTES

- 1st } En los engranajes de las correspondientes
- 2nd } velocidades o junto a ellos
- 3rd }
- 4th }
- RHD Volante a la derecha
- LHD Volante a la izquierda
- RHT Rosca a derechas
- LHT Rosca a izquierdas
- eng. Motor
- ch. Chasis
- cyl. Cilindro
- O/S Sobredimensionado
- U/S Subdimensionado
- RH Derecha
- LH Izquierda
- A/R Según sea necesario
- CKD Completamente desarmado
- C/R Relación de compresión
- (2) Cantidades indicadas cuando se necesita más de 1
- Hasta, o en adelante. Ej.
- (→eng. suffix J) = Hasta motores con sufijo J
- (eng. suffix K→) = Motores con sufijo K en adelante

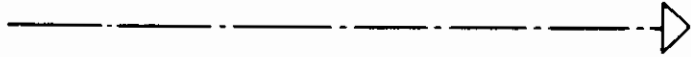


Representa el sitio donde están los detalles.



38

Contiene piezas que forman un conjunto o lote.



Indica piezas conectadas entre si cuando están ilustradas en su orden verdadero.

SERIES IIA LAND-ROVER COMMENCING VEHICLE NUMBERS

2½ LITRE PETROL MODELS

88"		109"	
Home	24100001A	Home	25100001A
Export RHD	24200001A	Export RHD	25200001A
Export CKD RHD	24300001A	Export CKD RHD	25300001A
Export LHD	24400001A	Export LHD	25400001A
Export CKD LHD	24500001A	Export CKD LHD	25500001A

88" Station Wagon

Home	31500001B*
Export RHD	31600001B*
Export CKD RHD	31700001B*
Export LHD	31800001B*
Export CKD LHD	31900001B*

109" Station Wagon

Home	26100001A
Export RHD	26200001A
Export CKD RHD	26300001A
Export LHD	26400001A
Export CKD LHD	26500001A

2½ LITRE DIESEL MODELS

88"		109"	
Home	27100001A	Home	27600001A
Export RHD	27200001A	Export RHD	27700001A
Export CKD RHD	27300001A	Export CKD RHD	27800001A
Export LHD	27400001A	Export LHD	27900001A
Export CKD LHD	27500001A	Export CKD LHD	28000001A

88" Station Wagon

Home	32000001B*
Export RHD	32100001B*
Export CKD RHD	32200001B*
Export LHD	32300001B*
Export CKD LHD	32400001B*

109" Station Wagon

Home	28100001A
Export RHD	28200001A
Export CKD RHD	28300001A
Export LHD	28400001A
Export CKD LHD	28500001A

2.6 LITRE PETROL MODELS

109"		109" Station Wagon	
Home	34500001D	Home	35000001D
Export RHD	34600001D	Export RHD	35100001D
Export CKD RHD	34700001D	Export CKD RHD	35200001D
Export LHD	34800001D	Export LHD	35300001D
Export CKD LHD	34900001D	Export CKD LHD	35400001D

1 TON MODELS

109" 2½ Litre Petrol		109" 2.6 Litre Petrol	
Home	23100001G	Home	22900001G
Export RHD	23200001G	Export RHD	22200001G
Export CKD RHD	23300001G	Export CKD RHD	22400001G
Export LHD	23400001G	Export LHD	22300001G
Export CKD LHD	23500001G	Export CKD LHD	22500001G

* From March 1965 onwards. Vehicle numbers prior to this date are the same as for 88"

SERIES III LAND-ROVER COMMENCING VEHICLE NUMBERS

2½ LITRE PETROL MODELS

88"

Home	90100001A
Export RHD	90200001A
Export CKD RHD	90300001A
Export LHD	90400001A
Export CKD LHD	90500001A

109"

Home	91100001A
Export RHD	91200001A
Export CKD RHD	91300001A
Export LHD	91400001A
Export CKD LHD	91500001A

88" Station Wagon

Home	92100001A
Export RHD	92200001A
Export CKD RHD	92300001A
Export LHD	92400001A
Export CKD LHD	92500001A

109" Station Wagon

Home	93100001A
Export RHD	93200001A
Export CKD RHD	93300001A
Export LHD	93400001A
Export CKD LHD	93500001A

2½ LITRE DIESEL MODELS

88"

Home	90600001A
Export RHD	90700001A
Export CKD RHD	90800001A
Export LHD	90900001A
Export CKD LHD	91000001A

109"

Home	91600001A
Export RHD	91700001A
Export CKD RHD	91800001A
Export LHD	91900001A
Export CKD LHD	92000001A

88" Station Wagon

Home	92600001A
Export RHD	92700001A
Export CKD RHD	92800001A
Export LHD	92900001A
Export CKD LHD	93000001A

109" Station Wagon

Home	93600001A
Export RHD	93700001A
Export CKD RHD	93800001A
Export LHD	93900001A
Export CKD LHD	94000001A

2.6 LITRE PETROL MODELS

109"

Home	94100001A
Export RHD	94200001A
Export CKD RHD	94300001A
Export LHD	94400001A
Export CKD LHD	94500001A

109" Station Wagon

Home	94600001A
Export RHD	94700001A
Export CKD RHD	94800001A
Export LHD	94900001A
Export CKD LHD	95000001A

1 TON MODELS

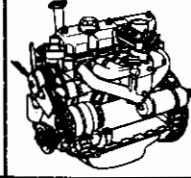
109" 2½ Litre Petrol

Home	24600001A
Export RHD	24700001A
Export CKD RHD	24800001A
Export LHD	24900001A
Export CKD LHD	25000001A

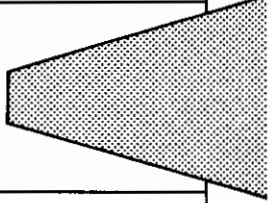
109" 2.6 Litre Petrol

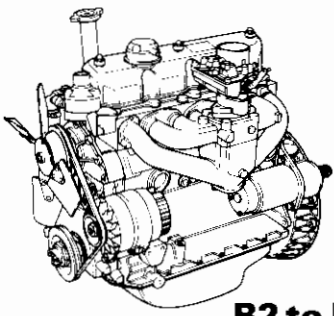
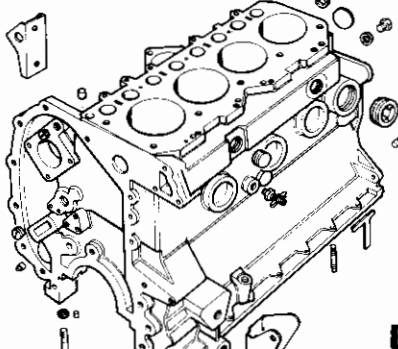
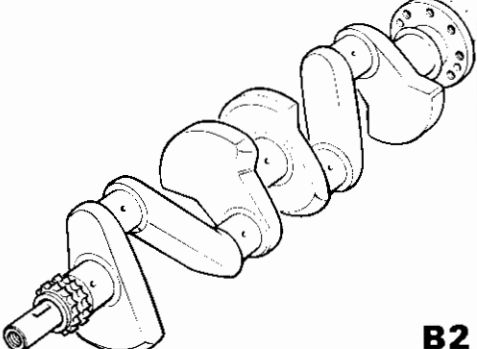
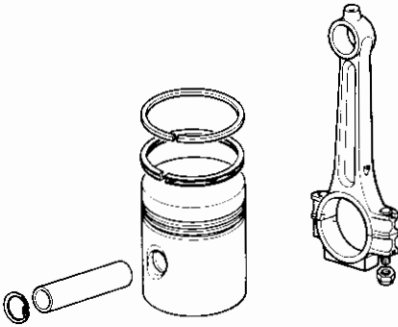
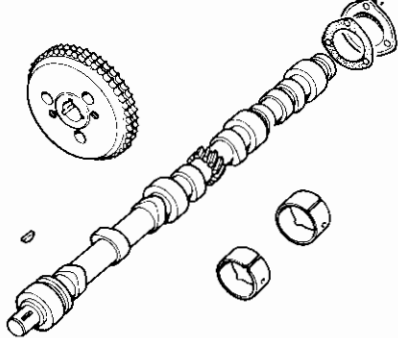
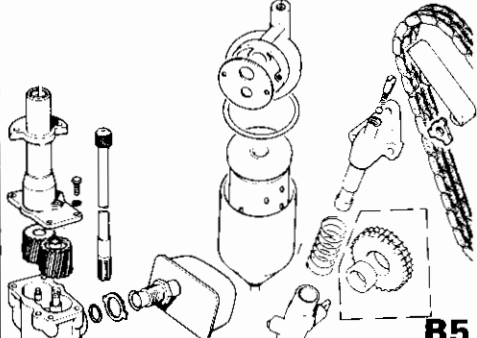
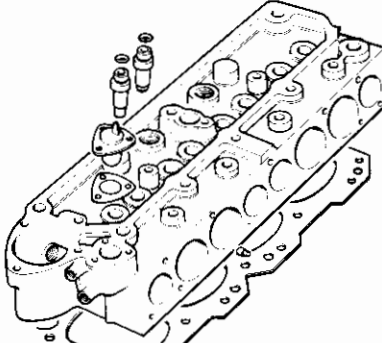
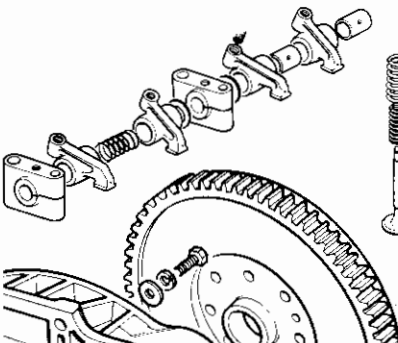
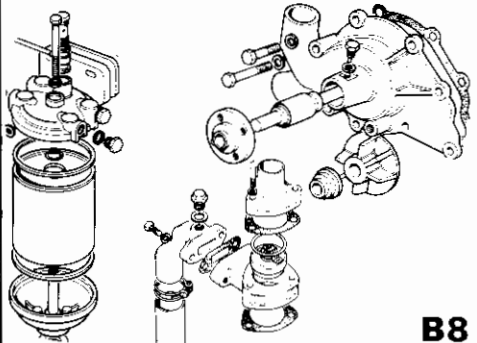
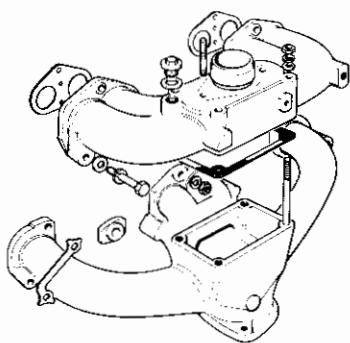
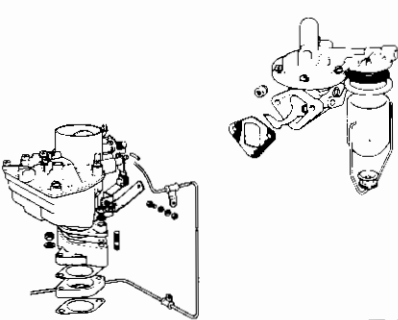




Home	26600001A
Export RHD	26700001A
Export CKD RHD	26800001A
Export LHD	26900001A
Export CKD LHD	27000001A

ENGINE



B



 <p>B2 to B10</p>	 <p>B2</p>	 <p>B2</p>
 <p>B3</p>	 <p>B4</p>	 <p>B5</p>
 <p>B6</p>	 <p>B7</p>	 <p>B8</p>
 <p>B9</p>	 <p>B10</p>	
		

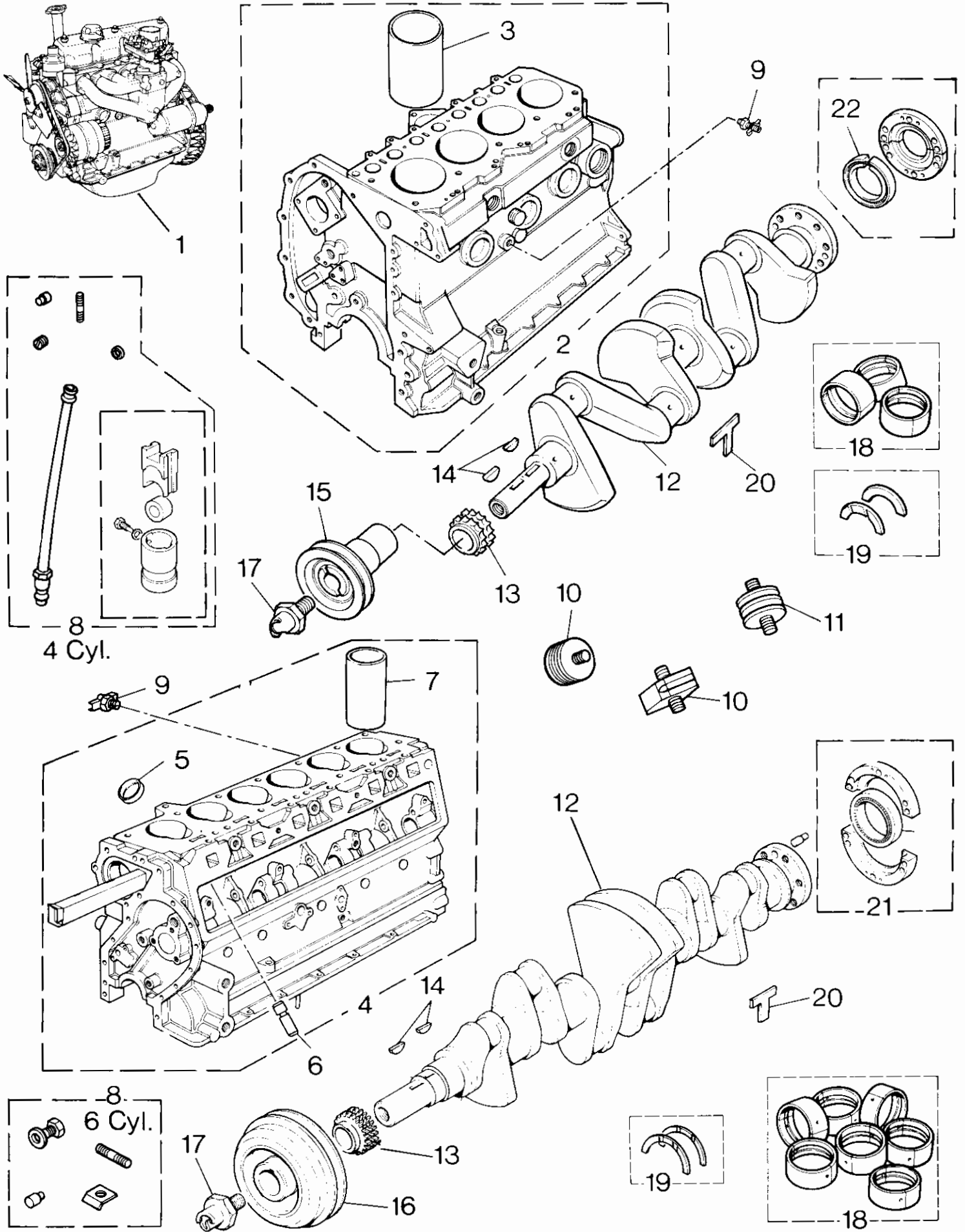
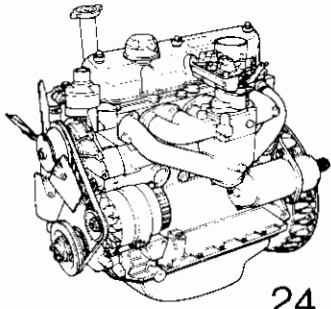


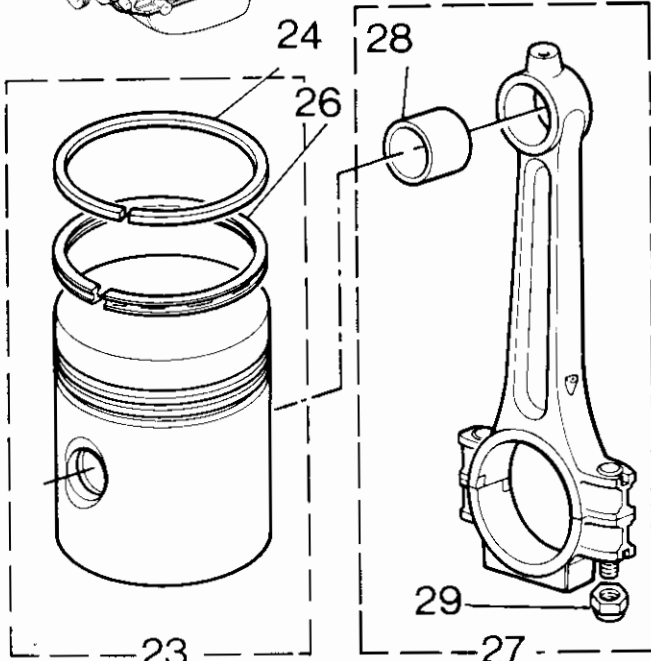
FIG.	DESCRIPTION	2½ LITRE PETROL	2½ LITRE DIESEL	2.6 LITRE PETROL
1	Engine assembly			
	7.0 : 1 Ser. IIA, Ser. III	607340N	—	—
	8.0 : 1 Ser. IIA, Ser. III	607308N a	—	—
	Ser. IIA (→eng. suffix J)	—	RTC2385N b	—
	Ser. IIA (eng. suffix K →), Ser. III	—	RTC1813N b	—
	7.0 : 1 Ser. IIA, Ser. III	—	—	607342N
	7.8 : 1 Ser. IIA	—	—	605104N
7.8 : 1 Ser. III	—	—	607312N	
2	Block assembly—cylinder	608327	608327	—
3	Liner—cylinder	527351 (4)	527351 (4)	—
4	Block assembly—cylinder	—	—	605157
5	Insert—exhaust valve	—	—	9065 (6)
6	Guide—exhaust valve	—	—	90511833 (6)
7	Liner—cylinder	—	—	516498 (6)
8	Stud kit—cylinder block	600245	600245	535708
9	Tap—drain—cylinder block	602915	602915	602915
10	Mounting rubber—engine front	NRC2054 (2)	NRC2052 (2)	NRC2054 (2)
11	Mounting rubber—engine rear	NRC2053 (2)	NRC2052 (2)	NRC2053 (2)
12	Crankshaft Std.	527167	527167	541910
13	Chainwheel—timing	568333	568333	564463
14	Key—locating chainwheel	235770	235770	542623
15	Pulley—crankshaft	564375	564375	—
16	Damper—vibration	—	—	564155
14	Key—locating pulley—vibration damper	235770	235770	542622
17	Dog—starting	503665	503665	546324
18	Bearing set—main			
	Std.	RTC1729	RTC1729	RTC1720
	0.254 mm (0.010") U/S	RTC1729010	—	RTC1720010
	0.508 mm (0.020") U/S	RTC1720020	—	RTC1720020
19	Washer—thrust—crankshaft			
	Std.	538130	538130	600177
	0.063 mm (0.0025") O/S	538131	538131	600174
	0.127 mm (0.005") O/S	538132	538132	600175
	0.190 mm (0.0075") O/S	538133	538133	600176
	0.254 mm (0.010") O/S	538134	538134	600178
	0.317 mm (0.0125") O/S	—	—	600179
20	Packing—main bearing cap	537279 (2)	537279 (2)	524636 (2)
21	Seal assembly—oil—rear crankshaft bearing	542494	542494	542494
22	Seal—oil	542492	542492	542492

a Short engine available to Part No. 601316

b Short engine available to Part No. 528114

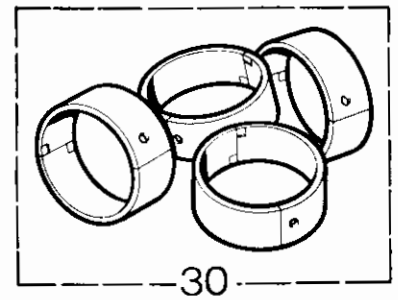
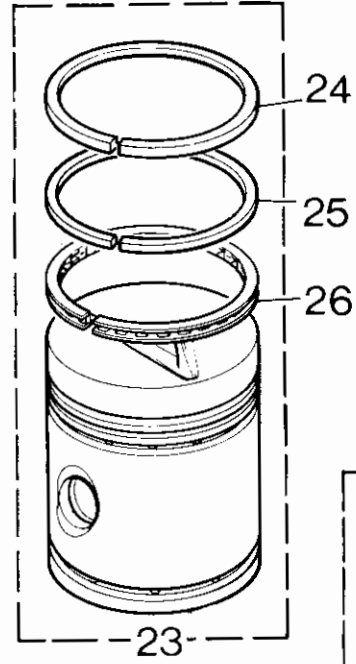


4 Cyl. Diesel

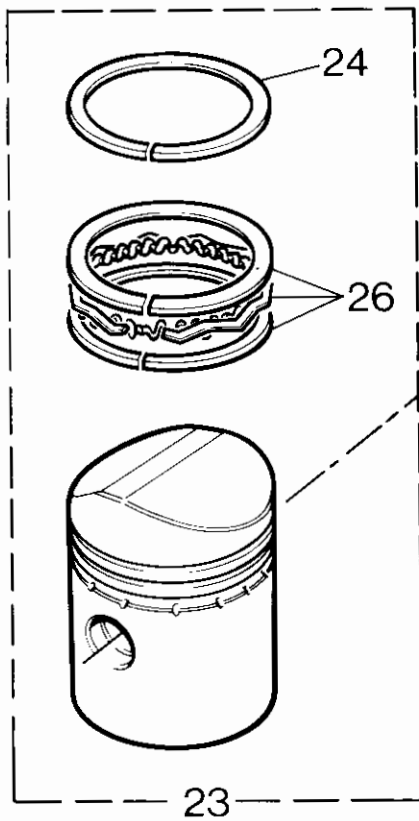


4 Cyl. Petrol

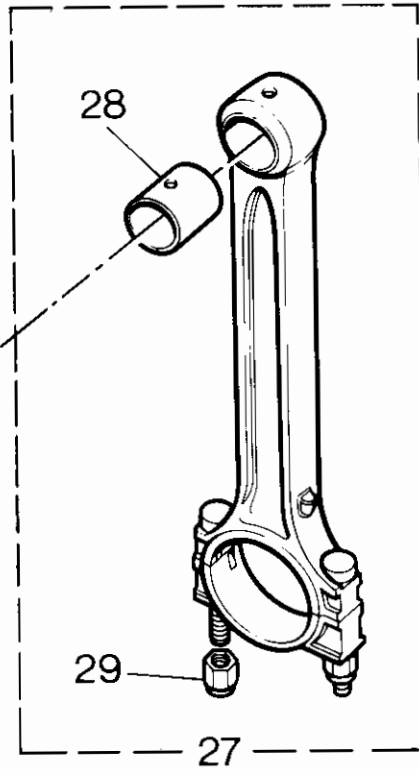
4 Cyl.



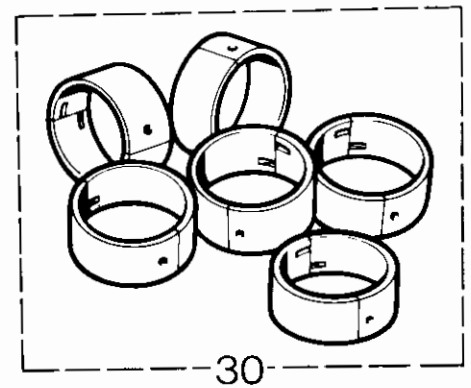
30



6 Cyl. Petrol



6 Cyl. Petrol



30

FIG.	DESCRIPTION	2½ LITRE PETROL	2½ LITRE DIESEL	2.6 LITRE PETROL
23	Piston assembly			
	Std.	608255 (4)	—	—
	0.508 mm (0.020") O/S	597501 (4)	—	—
	1.02 mm (0.040") O/S	597503 (4)	—	—
	Std.	—	ERC2342 (4)	—
	0.508 mm (0.020") O/S	—	564231 (4)	—
	1.02 mm (0.040") O/S	—	564233 (4)	—
	Std.	—	—	—
	7.0 : 1	—	—	ERC2339 (6)
	7.8 : 1	—	—	ERC2337 (6)
	0.508 mm (0.020") O/S	—	—	—
	7.0 : 1	—	—	536273 (6)
	7.8 : 1	—	—	537269 (6)
	1.02 mm (0.040") O/S	—	—	—
7.0 : 1	—	—	536275 (6)	
7.8 : 1	—	—	537271 (6)	
24	Ring—piston—compression			
	Std.	278286 (8)	568588 (4)	231155 (12)
	0.254 mm (0.010") O/S	500136 (8)	605539 (4)	236173 (12)
	0.508 mm (0.020") O/S	500137 (8)	605540 (4)	236174 (12)
	0.762 mm (0.030") O/S	500138 (8)	605541 (4)	236175 (12)
	1.02 mm (0.040") O/S	90500139 (8)	605542 (4)	236176 (12)
25	Compression taper			
	Std.	—	90520978 (8)	—
	0.254 mm (0.010") O/S	—	90520940 (8)	—
	0.508 mm (0.020") O/S	—	90520941 (8)	—
	0.762 mm (0.030") O/S	—	90520942 (8)	—
26	1.02 mm (0.040") O/S	—	90520943 (8)	—
	Scrapper—oil control			
	Std.	247512 (4)	564226 (4)	554620 (6)
	0.254 mm (0.010") O/S	500132 (4)	605047 (4)	554789 (6)
	0.508 mm (0.020") O/S	500133 (4)	605048 (4)	554790 (6)
	0.762 mm (0.030") O/S	500134 (4)	605049 (4)	554791 (6)
	1.02 mm (0.040") O/S	500135 (4)	605050 (4)	554792 (6)
	Rod assembly—connecting	527164 (4)	527169 (4)	524492 (6)
	Bush—small end	528004 (4)	247583 (4)	273163 (6)
	Nut—connecting rod	ERC1029 (8)	ERC1029 (8)	ERC1027 (12)
30	Bearing—connecting rod—engine set			
	Std.	RTC1730	RTC1730	RTC1721
	0.254 mm (0.010") U/S	RTC1730010	—	RTC1721010
	0.508 mm (0.020") U/S	RTC1730020	—	RTC1721020

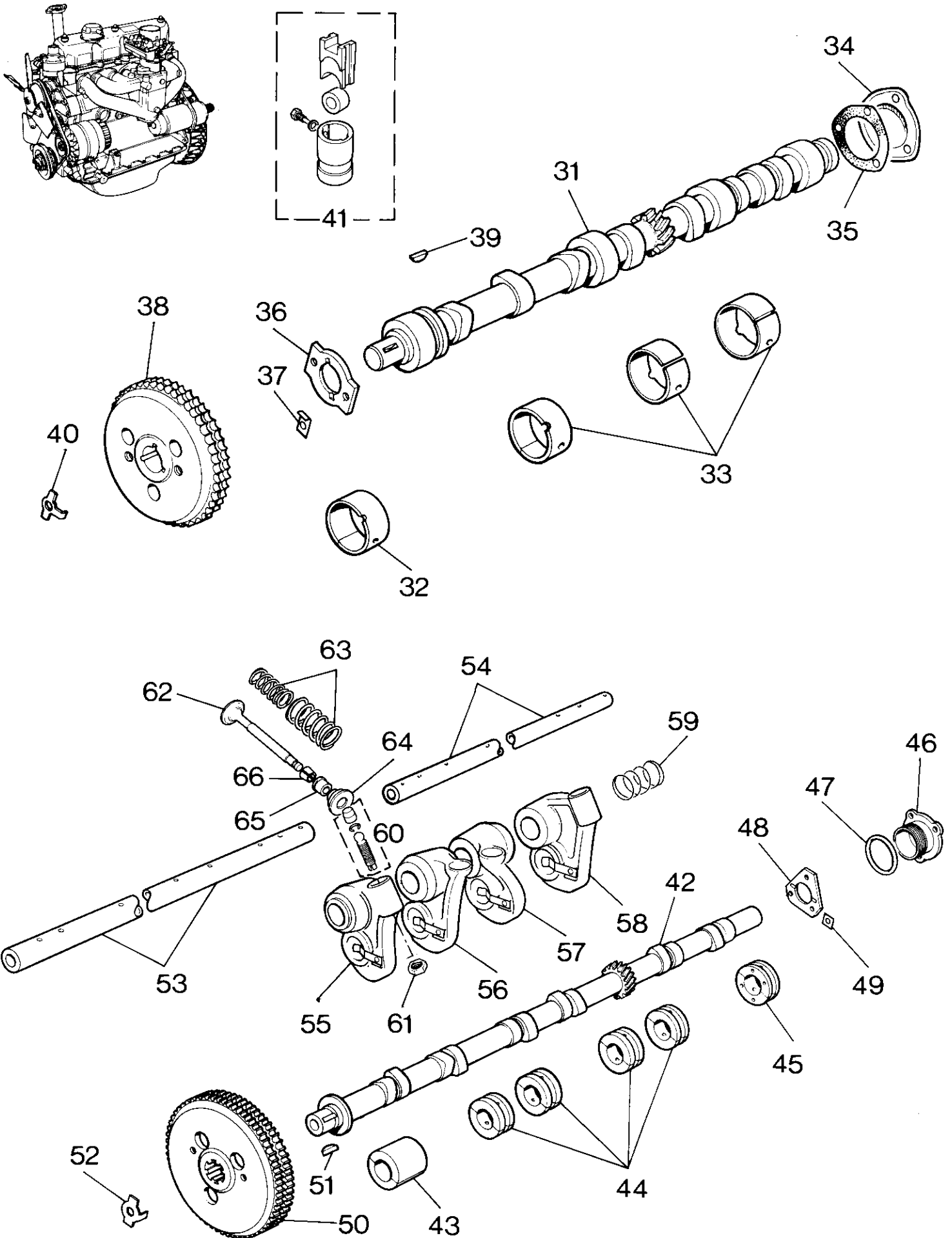


FIG.	DESCRIPTION	2½ LITRE PETROL	2½ LITRE DIESEL	2.6 LITRE PETROL
31	Camshaft	247709	274711	—
	Bearing—camshaft			
32	Front	90519054	90519054	—
33	Centre and rear	90519055 (3)	90519055 (3)	—
34	Cover—camshaft	538073	538073	—
35	Gasket—camshaft cover	247070	247070	—
36	Plate—thrust—camshaft	ERC1561	ERC1561	—
37	Locker—thrust plate bolt	2995 (2)	2995 (2)	—
38	Chainwheel—camshaft	568474	276133	—
39	Key—locating chainwheel	230313	230313	—
40	Locker—chainwheel set bolt	9210	9210	—
41	Tappet—guide—roller—set bolt assembly	507829 (8)	507829 (8)	—
42	Camshaft	—	—	523139
	Bearing—camshaft			
43	Front	—	—	274116
44	Centre	—	—	274115 (4)
45	Rear	—	—	274117
46	Cover—camshaft	—	—	530481
47	Ring—sealing	—	—	276541
48	Plate—thrust	—	—	502266
49	Locker—thrust plate bolt	—	—	2500 (2)
50	Chainwheel—camshaft	—	—	563145
51	Key—locating chainwheel	—	—	230313
52	Locker—chainwheel set bolt	—	—	9210
	Shaft—exhaust rockers and inlet cam followers			
53	Front	—	—	273306
54	Rear	—	—	273307
55	Rocker—exhaust—1, 3, 5	—	—	531873 (3)
	Cam follower—inlet			
56	1, 3, 5	—	—	536873 (3)
57	2, 4, 6	—	—	536872 (3)
58	Rocker—exhaust—2, 4, 6	—	—	531874 (3)
59	Spring—exhaust valve rocker	—	—	90500610 (6)
60	Screw assembly—rocker adjusting	—	—	506817 (6)
61	Locknut—adjusting screw	—	—	254881 (6)
62	Valve—exhaust	—	—	568786 (6)
63	Spring—exhaust valve	—	—	502904 (6)
64	Cup—spring—exhaust Ser. IIA	—	—	268292 (6)
	Cup—spring—exhaust Ser. III	—	—	90512144 (6)
65	Sleeve—valve locking—exhaust Ser. III	—	—	90512143 (6)
66	Collet—exhaust valve	—	—	
	Ser. IIA	—	—	268293 (12)
	Ser. III	—	—	90512142 (12)

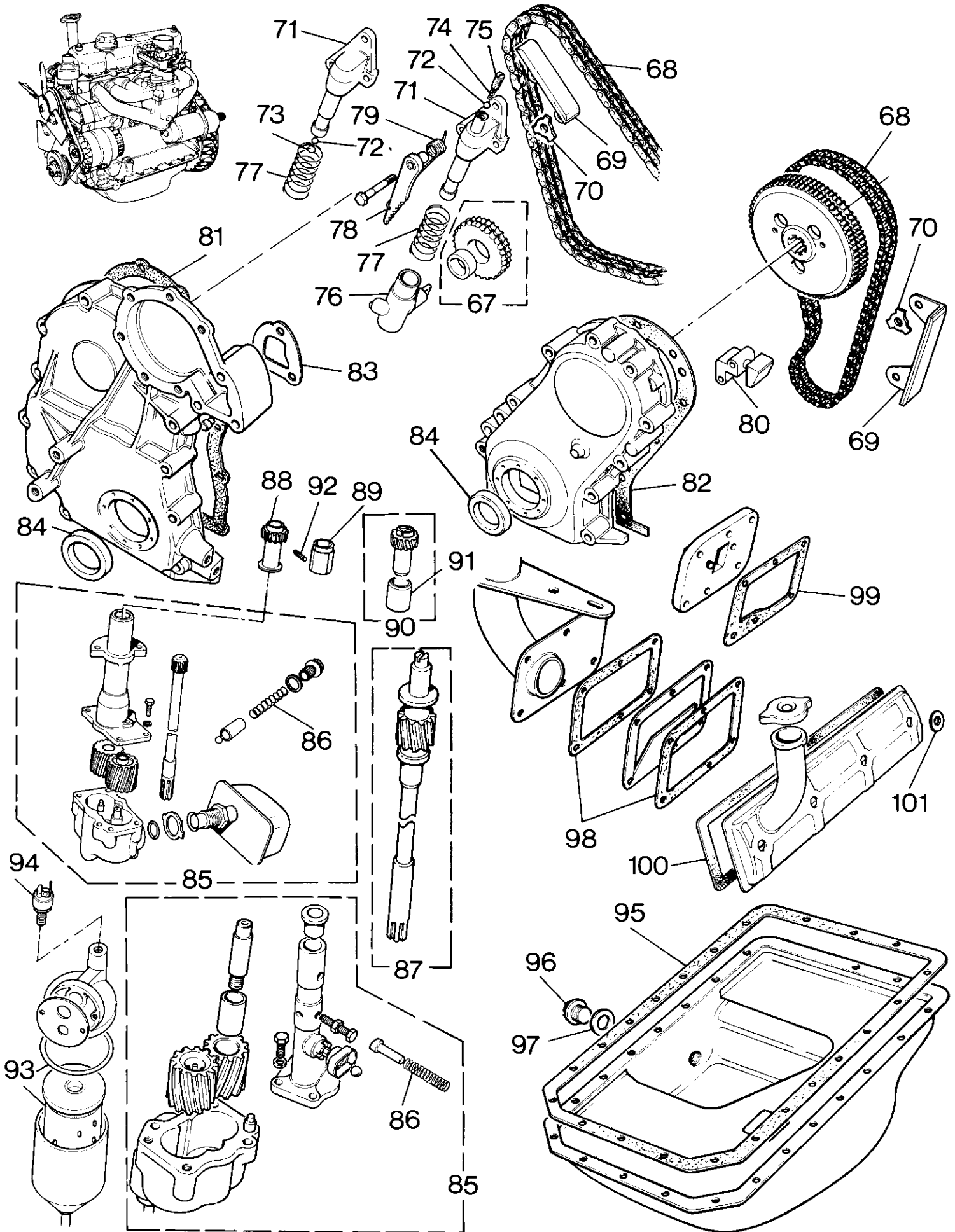


FIG.	DESCRIPTION	2½ LITRE PETROL	2½ LITRE DIESEL	2.6 LITRE PETROL
67	Wheel—idler—timing chain	236067	236067	—
68	Chain—timing	504375	504375	266662
69	Damper—timing chain	275234	275234	275234
70	Locker—damper bolt	557523 (2)	557523 (2)	557523 (2)
71	Piston—chain adjuster	90515323	247912	—
72	Ball—non-return valve	3739	3739	—
73	Retainer—ball	—	233328	—
74	Spring—non-return valve	515321	—	—
75	Plug—spring retaining	515325	—	—
76	Cylinder—chain adjuster	277388	277388	—
77	Spring—chain adjuster	233326	233326	—
78	Ratchet—adjuster	546026	546026	—
79	Spring—adjuster ratchet	267451	267451	—
80	Tensioner—timing chain Gasket—front cover	—	—	266661
81		538039	538039	—
82		—	—	272835
83	Water inlet	538038	538038	—
84	Seal—oil—front cover	213744	213744	90516028
85	Pump assembly—oil	513640	513640	90564334
86	Spring—relief valve	564456	564456	504997
87	Shaft assembly—drive—oil pump	—	—	598214
88	Shaft assembly—vertical drive	—	503266	—
89	Bush—split—drive shaft	—	247653	—
90	Shaft assembly—vertical drive	—	—	—
	7.0 : 1 Ser. IIA (→eng. suffix F)	530175	—	—
91	Bush	522745	—	—
	Shaft assembly—vertical drive	—	—	—
	7.0 : 1 Ser. IIA (eng. suffix G→)	—	—	—
	8.0 : 1 and Ser. III	541181	—	—
	Bush	522745	—	—
92	Screw-locating drive shaft bush	524769	524769	—
93	Element—oil filter	—	—	GFE111
	6 $\frac{1}{8}$ " Ser. IIA	GFE144	GFE144	—
	4 $\frac{5}{8}$ " Ser. IIA, Ser. III	GFE130	GFE130	—
94	Switch—oil pressure	90519864	90519864	90519864
95	Gasket—sump	GEG537	GEG537	GEG538
96	Plug—drain—sump	536577	536577	536577
97	Washer—sump drain plug Gasket	243959	243959	243959
98	Side cover and filler cap	247555 (2)	247555 (2)	—
99	Side cover—rear	247554	247554	—
100	Side cover	—	—	GEG433
101	Washer—side cover sealing	—	—	267828 (4)

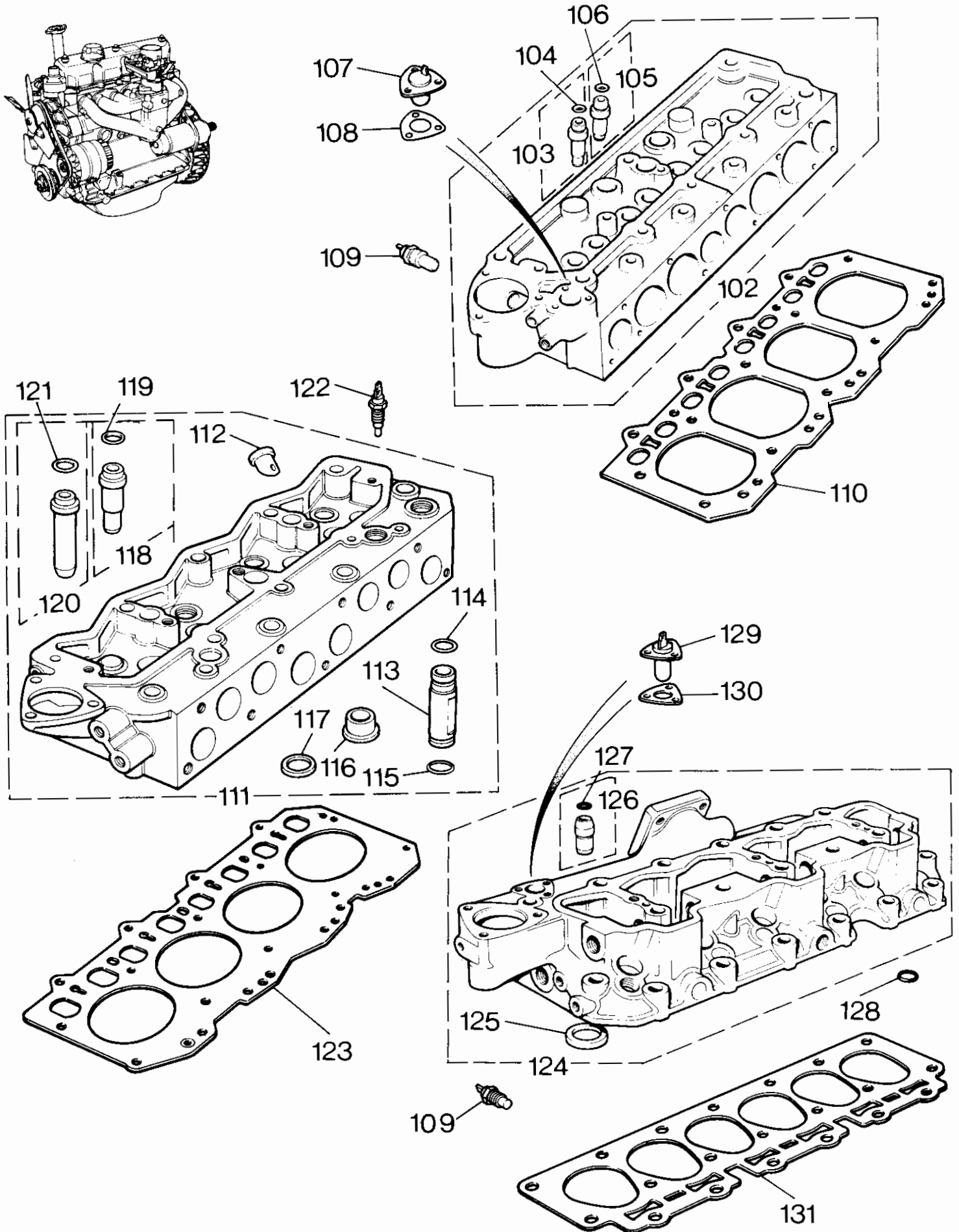


FIG.	DESCRIPTION	2½ LITRE PETROL	2½ LITRE DIESEL	2.6 LITRE PETROL
102	Cylinder head assembly 7-0 : 1 Ser. IIA, Ser. III	598086	—	—
	8-0 : 1 Ser. III	598089	—	—
103	Guide assembly—valve Exhaust			
	7-0 : 1 (→eng. suffix J)	500145 (4)	—	—
	7-0 : 1 (eng. suffix K→) 8-0 : 1	605760 (4)	—	—
104	Ring—sealing			
	7-0 : 1 (→eng. suffix J)	233419 (4)	—	—
	7-0 : 1 (eng. suffix K→) 8-0 : 1	554728 (4)	—	—
105	Inlet			
	7-0 : 1 (→eng. suffix J)	500144 (4)	—	—
	7-0 : 1 (eng. suffix K→) 8-0 : 1	605759 (4)	—	—
106	Ring—sealing			
	7-0 : 1 (→eng. suffix J)	247186 (4)	—	—
	7-0 : 1 (eng. suffix K→) 8-0 : 1	554727 (4)	—	—
107	Switch—mixture warning light (→10/1972)	545010	—	—
108	Gasket—mixture warning light switch (→10/1972)	236022	—	—
109	Transmitter—thermal	560794	—	560794
110	Gasket—cylinder head	GEG338	—	—
111	Cylinder head assembly Ser. IIA (→eng. suffix J)	—	601469	—
	Ser. IIA (eng. suffix K→) Ser. III	—	RTC772	—
112	Shroud—injector bore	—	524680 (4)	—
113	Tube—push rod	—	514224 (8)	—
114	Ring—'O'—small—push rod tube	—	515572 (8)	—
115	Ring—'O'—large—push rod tube	—	515573 (8)	—
116	Plug—hot	—	558168 (4)	—
117	Insert—exhaust valve seat	—	512828 (4)	—
118	Guide assembly—valve—exhaust Ser. IIA (→eng. suffix J)	—	275552 (4)	—
	Ser. IIA (eng. suffix K→) Ser. III	—	605483 (4)	—
119	Ring—sealing Ser. IIA (→eng. suffix J)	—	233419 (4)	—
	Ser. IIA (eng. suffix K→) Ser. III	—	554728 (4)	—
120	Guide assembly—valve—inlet Ser. IIA (→eng. suffix J)	—	272206 (4)	—
	Ser. IIA (eng. suffix K→) Ser. III	—	605482 (4)	—
121	Ring—sealing Ser. IIA (→eng. suffix J)	—	247186 (4)	—
	Ser. IIA (eng. suffix K→) Ser. III	—	554727 (4)	—
122	Transmitter—thermal	—	560794	—
123	Gasket—cylinder head	—	GEG393	—
124	Cylinder head assembly	—	—	564202
125	Insert—inlet valve seat	—	—	266321 (6)
126	Guide assembly—inlet valve	—	—	504169 (6)
127	Ring—sealing—valve guide	—	—	233419 (6)
128	'O' Ring—oil returnable	—	—	532319
129	Switch—mixture warning light (→10/1972)	—	—	545010
130	Gasket—mixture warning light switch (→10/1972)	—	—	236022
131	Gasket—cylinder head	—	—	GEG339

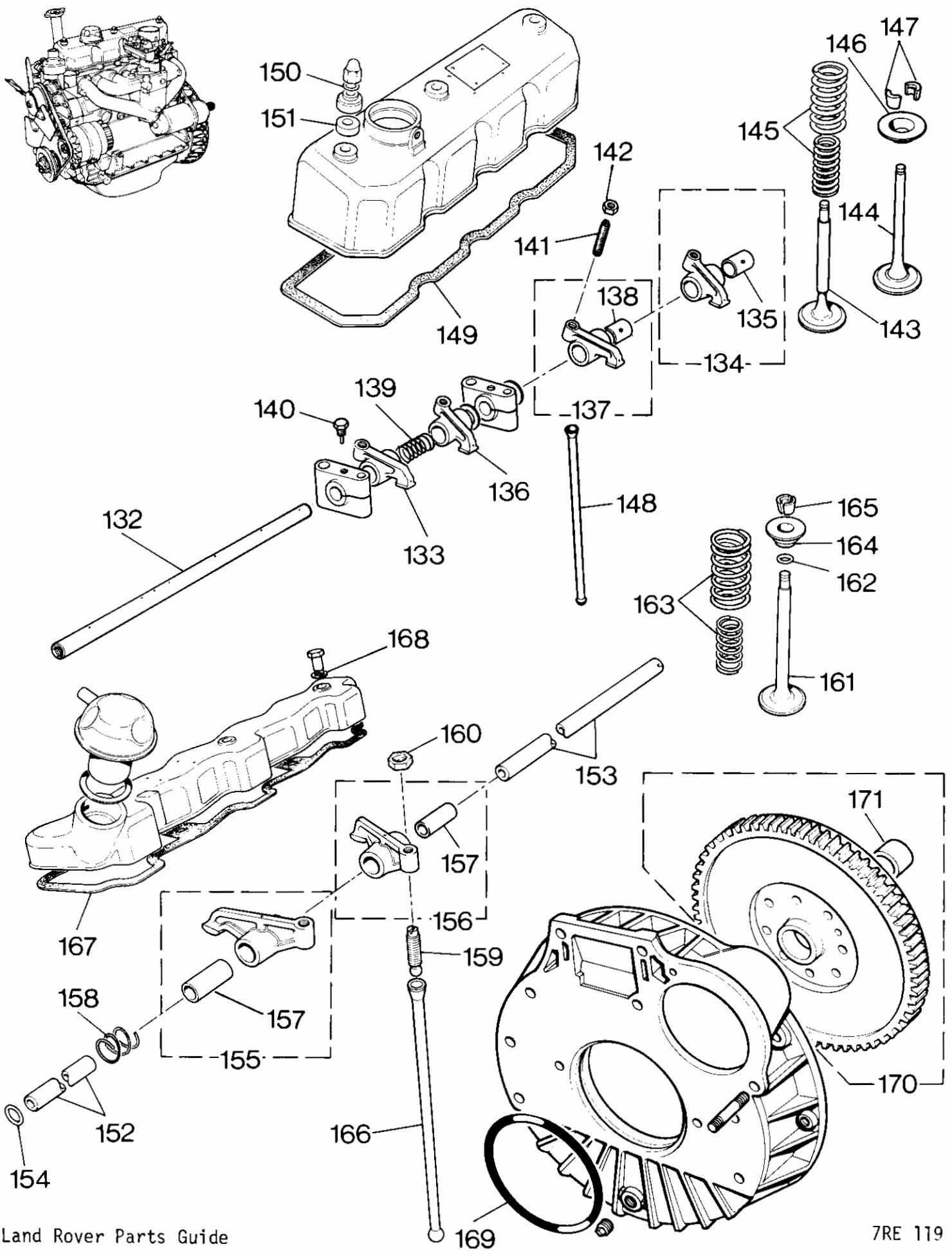


FIG.	DESCRIPTION	2½ LITRE PETROL	2½ LITRE DIESEL	2.6 LITRE PETROL
132	Shaft—rocker	554070	554073	—
133	Rocker assembly—exhaust (1, 5)	512207 (2) LH	274772 (2) LH	—
134	(4, 8)	90512208 (2) RH	274773 (2) RH	—
135	Bush—exhaust rocker	247614 (4)	247738 (4)	—
136	Rocker assembly—inlet (2, 6)	512206 (2) RH	274775 (2) RH	—
137	(3, 7)	90512205 (2) LH	274774 (2) LH	—
138	Bush—inlet rocker	247614 (4)	247737 (4)	—
139	Spring—rocker shaft	247040 (4)	247040 (4)	—
140	Screw—locating rocker	525390	525390	—
141	Screw—tappet adjustment	506814 (8)	506814 (8)	—
142	Locknut—tappet adjustment screw	254881 (8)	254881 (8)	—
143	Valve Exhaust	557967 (4)	550198 (4)	—
144	Inlet	277593 (4)	527240 (4)	—
145	Spring—valve	568550 (8)	568550 (8)	—
146	Cup—spring	268292 (8)	268292 (8)	—
147	Cone—split valve	268293 (16)	268293 (16)	—
148	Rod—push	546798 (8)	546799 (8)	—
149	Gasket—rocker cover	GEG431	GEG452	—
150	Washer—sealing	273069 (3)	273069 (3)	—
151	Washer—rubber	506069 (3)	—	—
152	Shaft—rocker—inlet Front	—	—	231348
153	Rear	—	—	231349
154	Washer—joint	—	—	243959
155	Rocker assembly—inlet (1, 3, 5)	—	—	525911 (3)
156	(2, 4, 6)	—	—	525910 (3)
157	Bush—inlet rocker	—	—	230034 (6)
158	Spring—rocker shaft	—	—	500609 (6)
159	Screw—tappet adjustment	—	—	506816 (6)
160	Locknut—adjusting screw	—	—	254881 (6)
161	Valve—inlet	—	—	525124 (6)
162	'O' ring—valve guide	—	—	233419 (6)
163	Spring—valve	—	—	535989 (6)
164	Cup—spring	—	—	268292 (6)
165	Cone—split—valve	—	—	268293 (12)
166	Rod—push—inlet valve rocker	—	—	568475 (6)
167	Gasket—rocker cover	—	—	GEG432
168	Washer—sealing	—	—	231576 (3)
169	Ring—sealing—flywheel housing	246169	246169	246169
170	Flywheel assembly	600243	566851	541760
171	Bush—primary pinion	8566	8566	8566

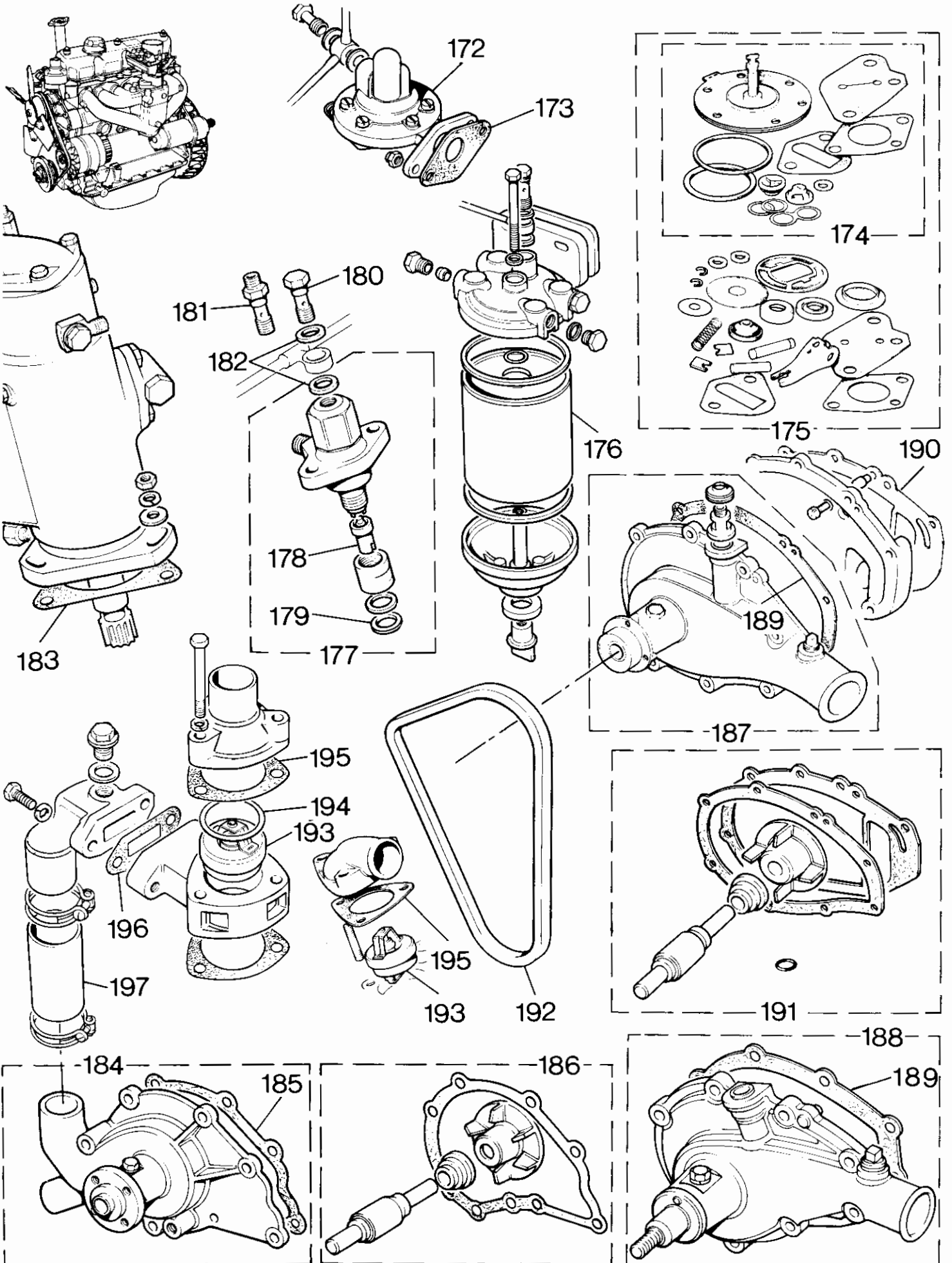


FIG.	DESCRIPTION	2½ LITRE PETROL	2½ LITRE DIESEL	2.6 LITRE PETROL
172	Pump assembly—fuel Ser. IIA (→eng. suffix J) Ser. IIA (eng. suffix K→) Ser. III	— —	550324 563146	— —
173	Gasket—fuel pump to cylinder block	—	275565	—
174	Kit—fuel pump repair	—	600904	—
175	Kit—fuel pump overhaul	—	8G8845	—
176	Element—fuel filter	—	90517711	—
177	Injector assembly—fuel Ser. IIA (→eng. suffix J) Ser. IIA (eng. suffix K→) Ser. III	— —	90515552 (4) 564332 (4)	— —
178	Nozzle	—	247726 (4)	—
179	Washer	—	247179 (4)	—
180	Bolt—banjo—injector	—	273521 (3)	—
181	Union—banjo Ser. IIA (eng. suffix K→) Ser. III	—	563195	—
182	Washer—banjo bolt and union	—	273069 (8)	—
183	Gasket—distributor pump	—	247212	—
184	Pump assembly—water	GWP312	GWP312	—
185	Gasket—water pump	538671	538671	—
186	Kit—water pump overhaul	530590	530590	—
187	Pump assembly—water (→eng. suffix B)	—	—	GWP305
188	(eng. suffix C→)	—	—	598483
189	Gasket—water pump	—	—	564157
190	Gasket—water pump adaptor	—	—	563038
191	Kit—water pump overhaul (→eng. suffix B)	—	—	605716
192	Belt—drive Ser. IIA Ser. III (→eng. suffix B) Ser. III (eng. suffix C→)	GFB124 — — —	GFB124 — — —	— GFB189 GFB243 ERC1742
193	Thermostat 78°C (172°F) 78° (172°F) Ser. IIA (→eng. suffix C) 74°C (165°F) Ser. IIA (eng. suffix D→) Ser. III 82°C (180°F) Ser. III	— 504736 GTS109 GTS116 GTG109	— 504736 GTS109 GTS116 GTG109	GTS114 — — — —
194	'O' Ring—thermostat	GTG109	GTG109	—
195	Gasket—thermostat Upper Ser. IIA (→eng. suffix C) Ser. IIA (→eng. suffix B) Ser. IIA (eng. suffix D→) Ser. III Ser. IIA (eng. suffix C→) Ser. III Lower	— 511957 — GTG119 — GTG110	— — 511957 — GTG119 GTG110	GTG118 — — — — —
196	Gasket—bypass pipe to housing	90511958	90511958	—
197	Hose—bypass	574871	574871	—

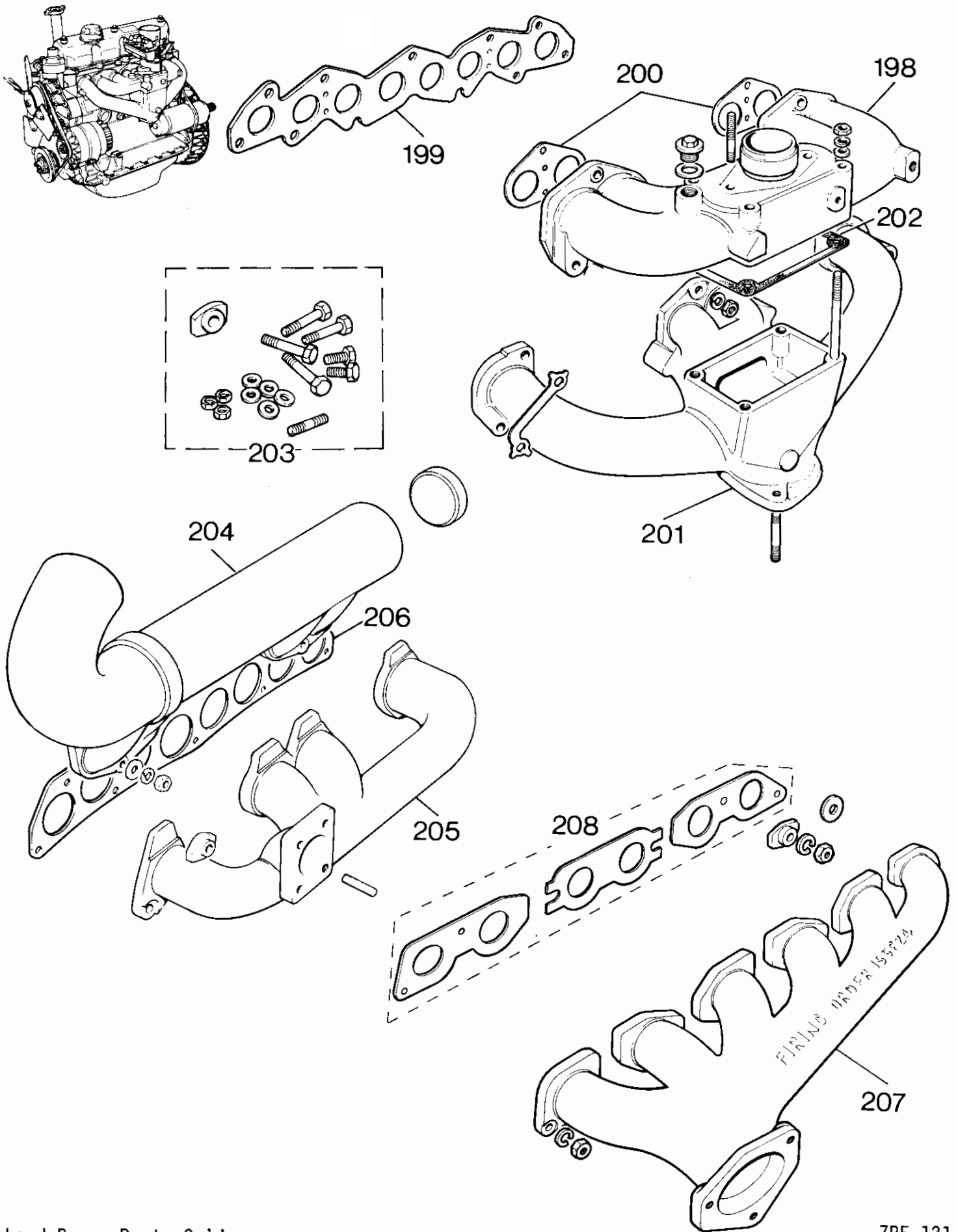


FIG.	DESCRIPTION	2½ LITRE PETROL	2½ LITRE DIESEL	2.6 LITRE PETROL
198	Manifold assembly—inlet	596000	—	—
199	Gasket—inlet—exhaust manifold Ser. IIA (→eng. 25283642 J) (→eng. 25282861 J)	GEG639	—	—
200	Gasket—inlet manifold Ser. IIA (eng. 25283643 J→) (eng. 25282862 J→)	GEG661 (2)	—	—
201	Manifold assembly—exhaust	598473	—	—
202	Gasket—inlet to exhaust manifold	247824	—	—
203	Kit—exhaust manifold fixing	606988	—	—
204	Manifold—inlet Ser. IIA (→eng. suffix J) Ser. IIA (eng. suffix K→) Ser. III	— —	550263 574661	— —
205	Manifold assembly—exhaust Ser. IIA (→eng. suffix C) Ser. IIA (eng. suffix D→) Ser. III (→eng. suffix B) Ser. III (eng. suffix C→)	— — — —	247651 536514 598104 GEG685	— — — —
206	Gasket—inlet—exhaust manifold	—	—	587401
207	Manifold assembly—exhaust	—	—	GEG640
208	Gasket set—exhaust manifold	—	—	—

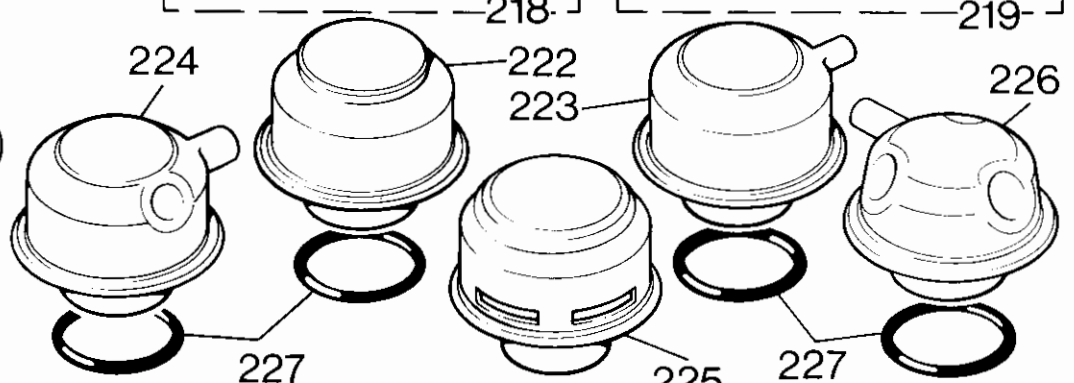

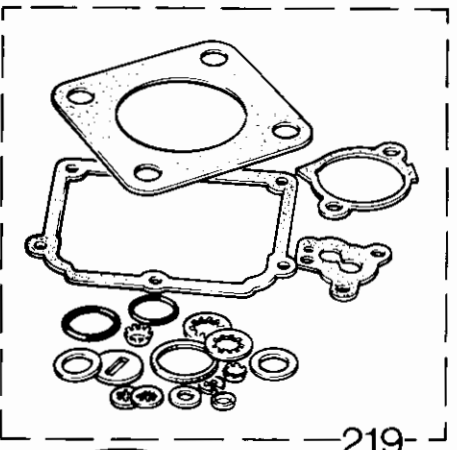
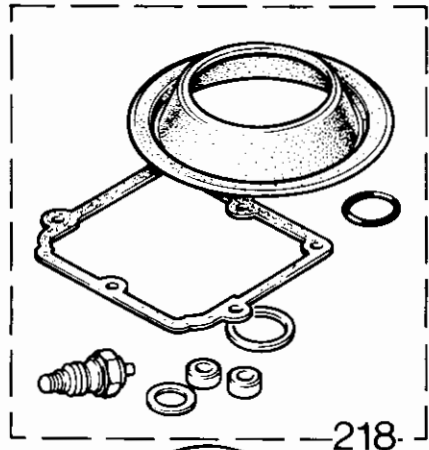
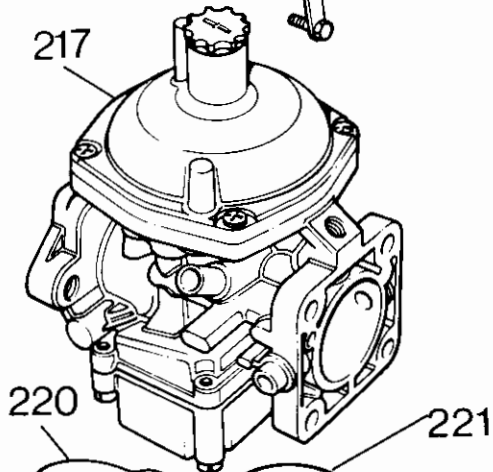
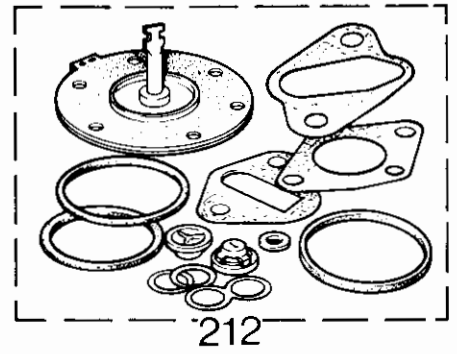
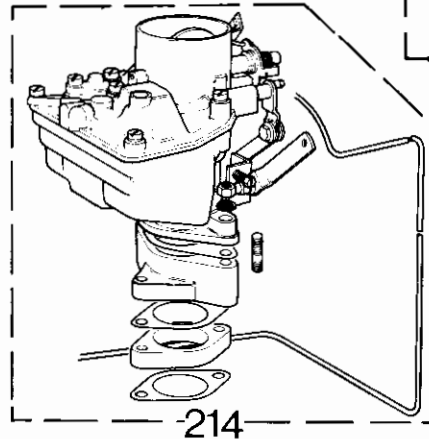
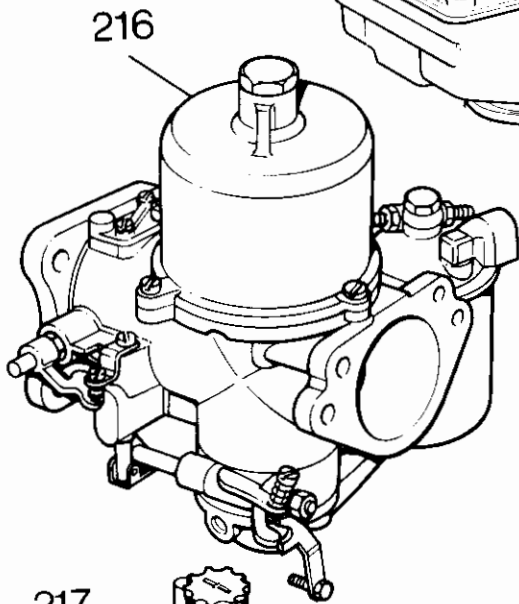
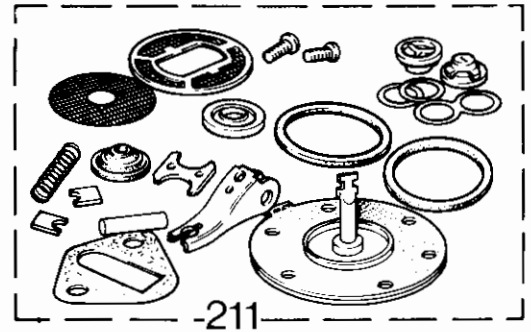
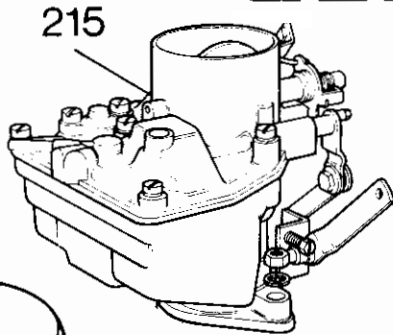
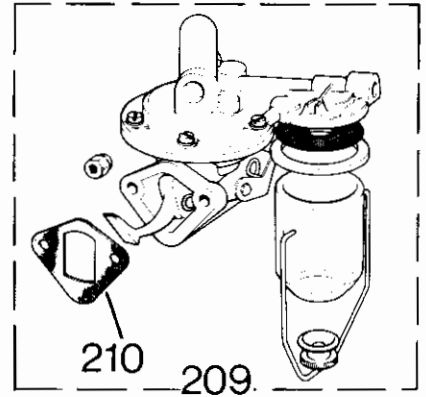
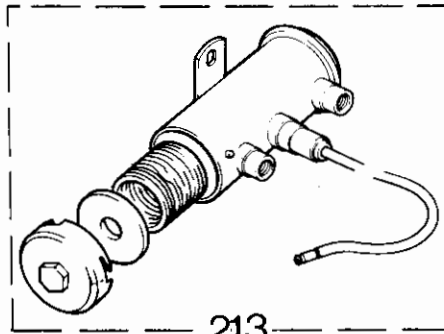
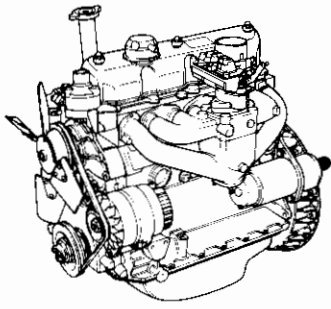
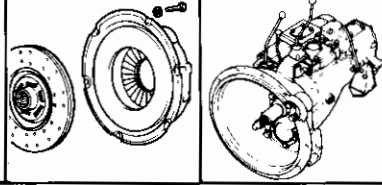
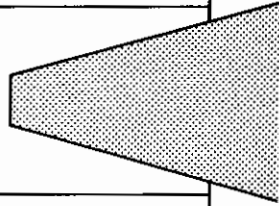


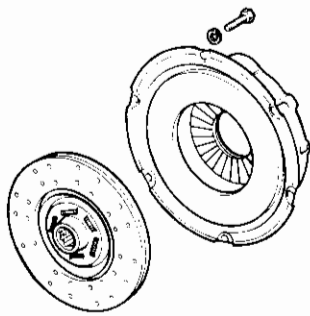
FIG.	DESCRIPTION	2½ LITRE PETROL	2½ LITRE DIESEL	2.6 LITRE PETROL
209	Pump assembly—petrol	549761	—	—
210	Gasket—pump to cylinder block	275565	—	—
	Kit—petrol pump			
211	Overhaul	18G8246	—	—
212	Repair	8G2039	—	—
213	Pump—petrol			
	Ser. IIA, Ser. III (vehicle suffix A)	—	—	AUF503
	Ser. III (vehicle suffix B→)	—	—	568189
214	Carburetter and conversion parts			
	Ser. IIA (→eng. suffix H)	RTC2038	—	—
	Carburetter			
215	Zenith Ser. IIA (eng. suffix J→) Ser. III	598107	—	—
216	SU Ser. IIA	—	—	AUD247
217	Zenith			
	Ser. IIA	—	—	596497
	Ser. III (→eng. suffix B)	—	—	598110
	Ser. III (eng. suffix C→)	—	—	ERC3305
	Kit—Carburetter			
218	Overhaul			
	Zenith	605092	—	—
	Zenith (→eng. suffix B)	—	—	606098
	Zenith (eng. suffix C→)	—	—	BHM1082
219	Gasket			
	Zenith	605093	—	—
	Zenith (→eng. suffix B)	—	—	605857
	Zenith (eng. suffix C→)	—	—	RTC1481
220	Cap—side cover			598231
221	Ser. IIA, Ser. III (→eng. suffix B)	546440	—	—
221	Ser. IIA (→eng. suffix J)	—	546440	—
220	Ser. III (eng. suffix C→)	598231	—	—
220	Ser. IIA (eng. suffix K→) Ser. III	—	598231	—
	Cap—breather—rocker cover			
222	Ser. IIA, Ser. III (→eng. suffix B)	247631	—	—
223	Ser. III (eng. suffix C→)	546277	—	—
	Ser. IIA (→eng. suffix J)	—	NLS	—
224	Ser. IIA (eng. suffix K→) Ser. III	—	574658	—
225	Ser. IIA (→eng. 34500469B)	—	—	547605
	(→eng. 34600024A)	—	—	—
226	Ser. IIA (eng. 34500470B→)	—	—	546203
	(eng. 34600025A→)	—	—	546203
226	Ser. III	—	—	546203
227	Ring—sealing—breather cap	268887	268887	268887

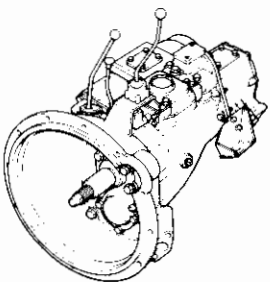
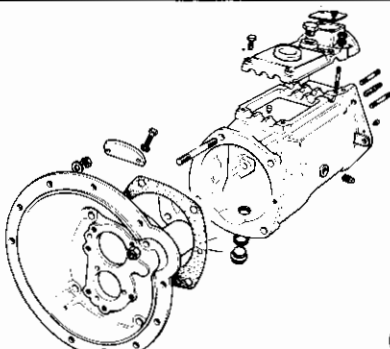
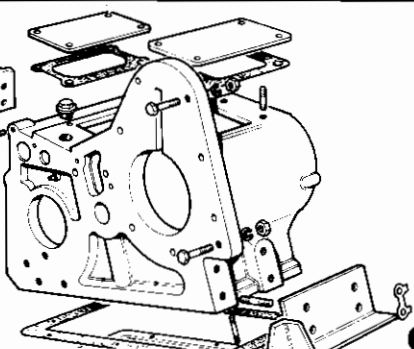
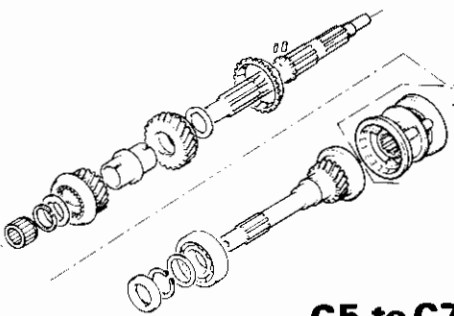
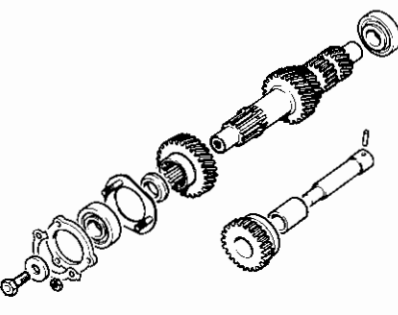
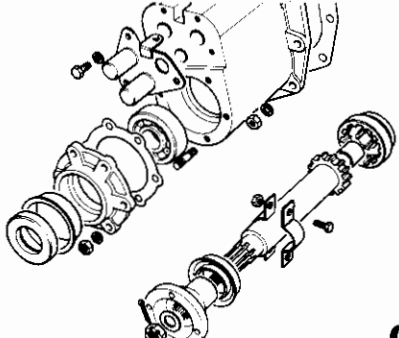
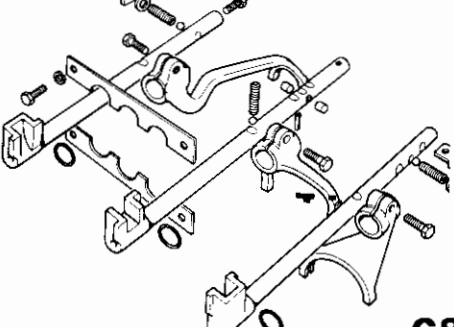
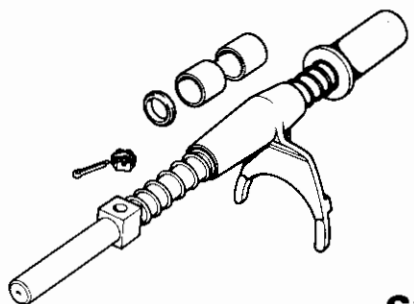
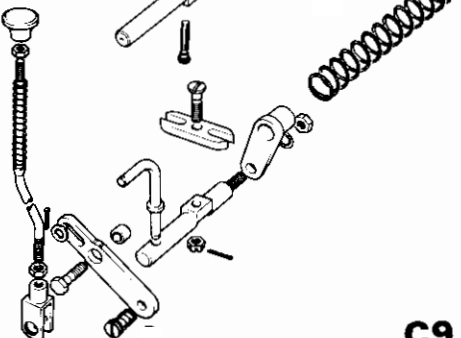
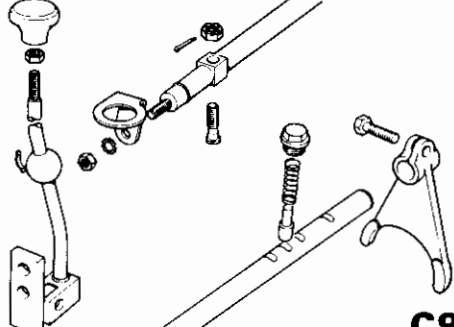
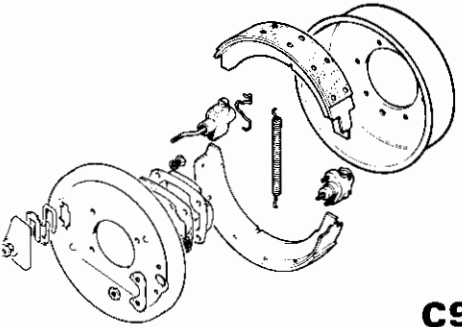
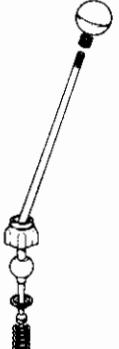



CLUTCH-GEARBOX



C



 <p>C3</p>		

 <p>C4 to C10</p>	 <p>C4</p>	 <p>C4</p>
 <p>C5 to C7</p>	 <p>C5 to C7</p>	 <p>C8</p>
 <p>C8</p>	 <p>C9</p>	 <p>C9</p>
 <p>C9</p>	 <p>C9</p>	 <p>C10</p>
		

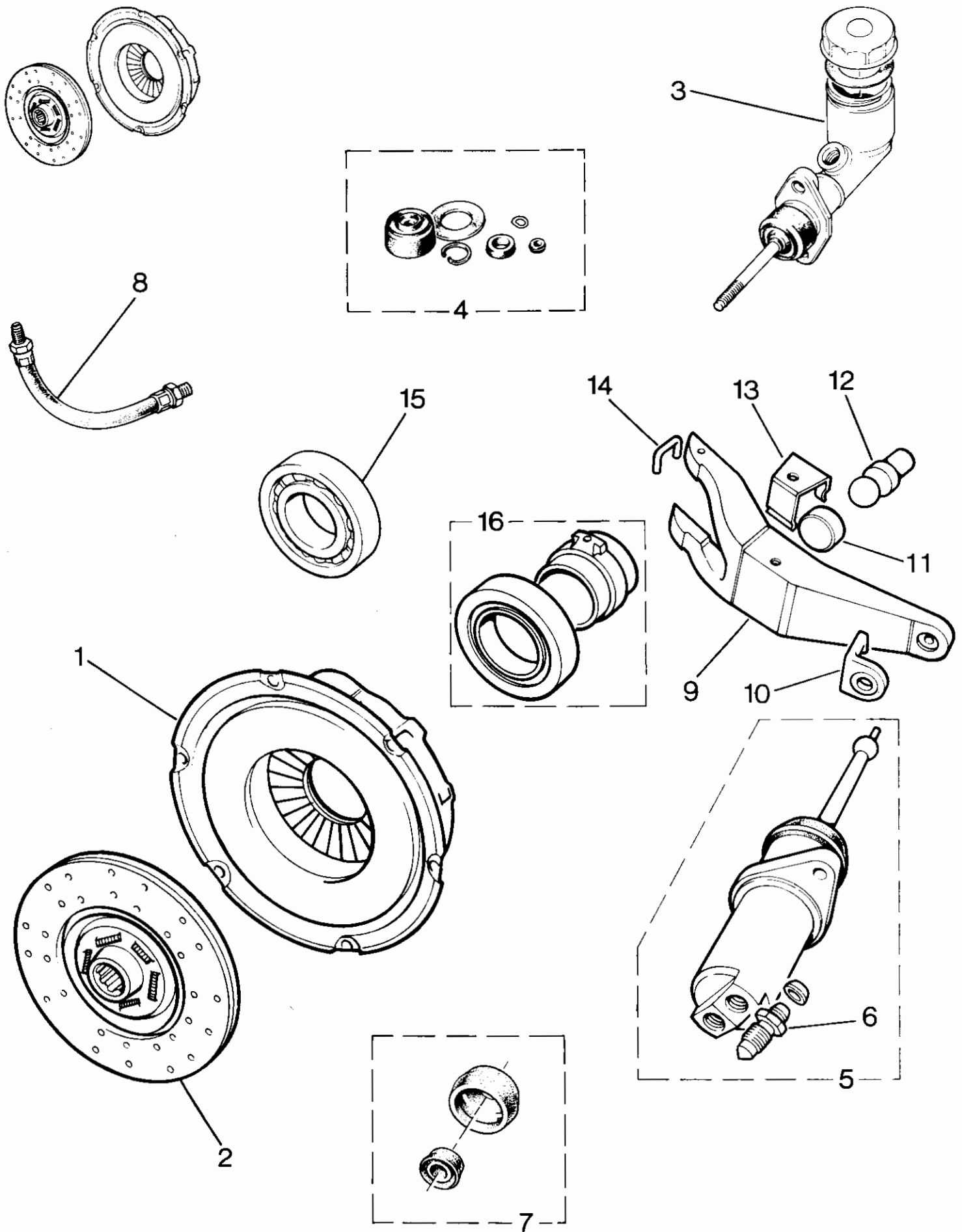


FIG.	DESCRIPTION	SER. IIA	SER. III
1	Cover assembly—clutch 228.6 mm (9") 241.30 mm (9½")	GCC127 GCC112	— GCC181
2	Plate—clutch 228.6 mm (9") 241.30 mm (9½")	GCP109 GCP129	— GCP129
3	Cylinder—clutch master	GMC310	550732
4	Kit—clutch master cylinder overhaul	8G8837	8G8837
5	Cylinder—clutch slave	266694	591231
6	Screw—bleed	556508	556508
7	Kit—clutch slave cylinder overhaul	8G8600	8G8600
8	Hose—clutch slave cylinder RHD—LHD 4 cyl. 4.76 mm ($\frac{3}{16}$ ") (pipe) LHD 4 cyl. 6.35 mm ($\frac{1}{2}$ ") (pipe) LHD 6 cyl. 109 6.35 mm ($\frac{1}{2}$ ") (pipe) 4 cyl. 6 cyl.	GBH134 552057 552057 — —	— — — NRC2129 NRC2130
9	Lever assembly—clutch 2½ litre (Ser. IIA eng. suffix B →) 2.6 litre	537603 544980	576137 576137
10	Clip	—	576723
11	Insert—release lever	—	571161
12	Pin—pivot	—	576720
13	Clip—pivot pin to release lever	—	571163
14	Staple—release lever to bearing sleeve	—	576203
15	Bearing—clutch release	GHB130	—
16	Bearing—clutch release and sleeve	—	GRB223

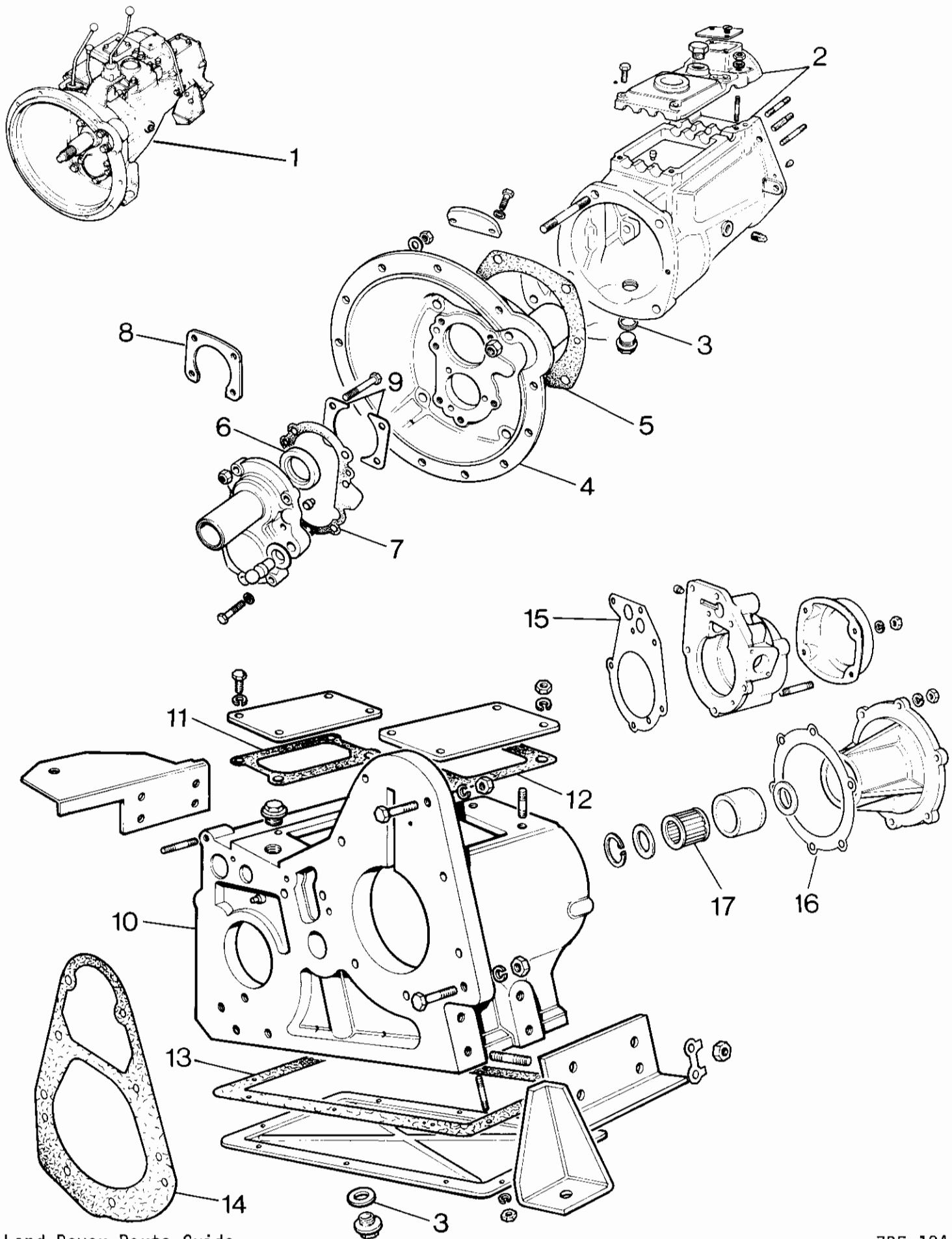


FIG.	DESCRIPTION	BASIC		1 TON	
		SER. IIA	SER. III	SER. IIA	SER. III
1	Gearbox assembly 4 cyl.	607125N a	FRC2000N c	607908N	591297N
	6 cyl.	607127N b	FRC2001N d	607909N	591298N
2	Casing assembly—main (→gearbox suffix B)	269960	—	605933	—
	Ser. IIA (gearbox suffix C→)	605933	—	605933	—
	Ser. III (gearbox suffix A)	—	606881	—	606881
	Ser. III (gearbox suffix B→)	—	RTC2321	—	RTC2321
3	Washer—drain plug sealing	515599	515599	515599	515599
4	Housing—bell 4 cyl. (gearbox suffix A)	277961	—	556039	—
	6 cyl. (gearbox suffix A)	—	—	556044	—
	4 cyl. Ser. IIA (gearbox suffix B→), Ser. III	556039	576714	556039	576714
	6 cyl. Ser. IIA (gearbox suffix B→), Ser. III	556044	576762	556044	576762
5	Gasket—bell housing to main case	622045	622045	622045	622045
6	Seal—front cover	—	571059	—	571059
7	Gasket—front cover	—	576724	—	576724
	Plate—bearing retaining 4 cyl. (→gearbox suffix D)	213666	—	—	—
8	4 cyl., 6 cyl. Ser. IIA (gearbox suffix E→), Ser. III	556379 (2)	556379 (2)	556379 (2)	556379 (2)
9	Casing assembly—transfer box (gearbox suffix A)	533858	—	539787	—
10	Ser. IIA (gearbox suffix B→), Ser. III	539787	539787	539787	539787
3	Washer—drain plug sealing	515599	515599	515599	515599
	Gasket	219995	219995	219995	219995
11	Cover plate to transfer case	230140	230140	230140	230140
12	Cover plate to transfer case	218270	218270	218270	218270
13	Bottom plate to transfer case	622046	622046	622046	622046
14	Transfer case to gearbox	235455	235455	235455	235455
15	Shim—speedo housing 0-076 mm (0-003")	217623	217623	217623	217623
	0-254 mm (0-010")	549200	549200	549200	549200
	1-02 mm (0-040")	622047	622047	622047	622047
16	Gasket—bearing housing to transfer case	217478	217478	521853	521853
17	Bearing—roller—mainshaft				

a Gearbox less transfer box RTC1443
c Gearbox less transfer box RTC1945

b Gearbox less transfer box RTC1215
d Gearbox less transfer box RTC1946

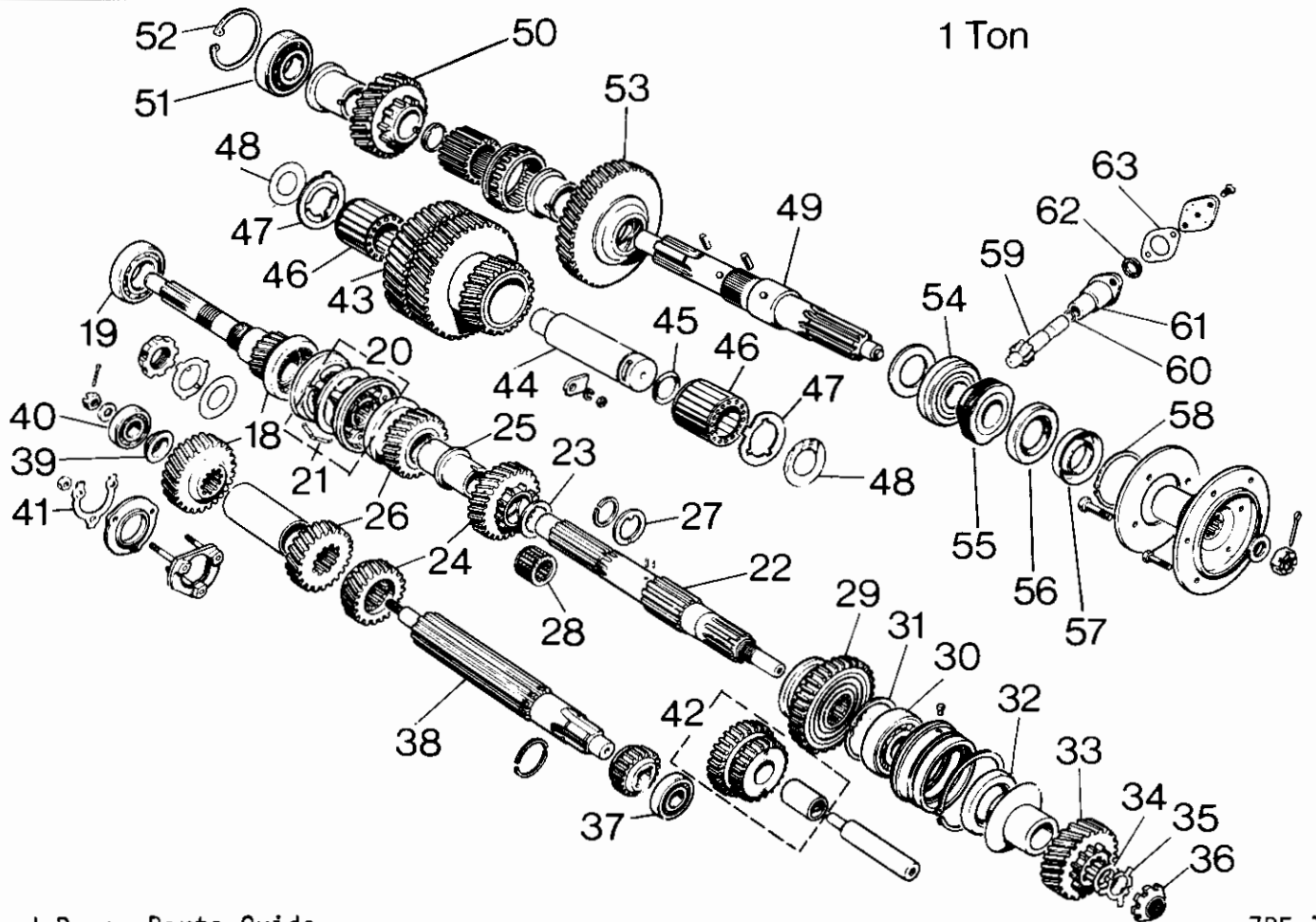
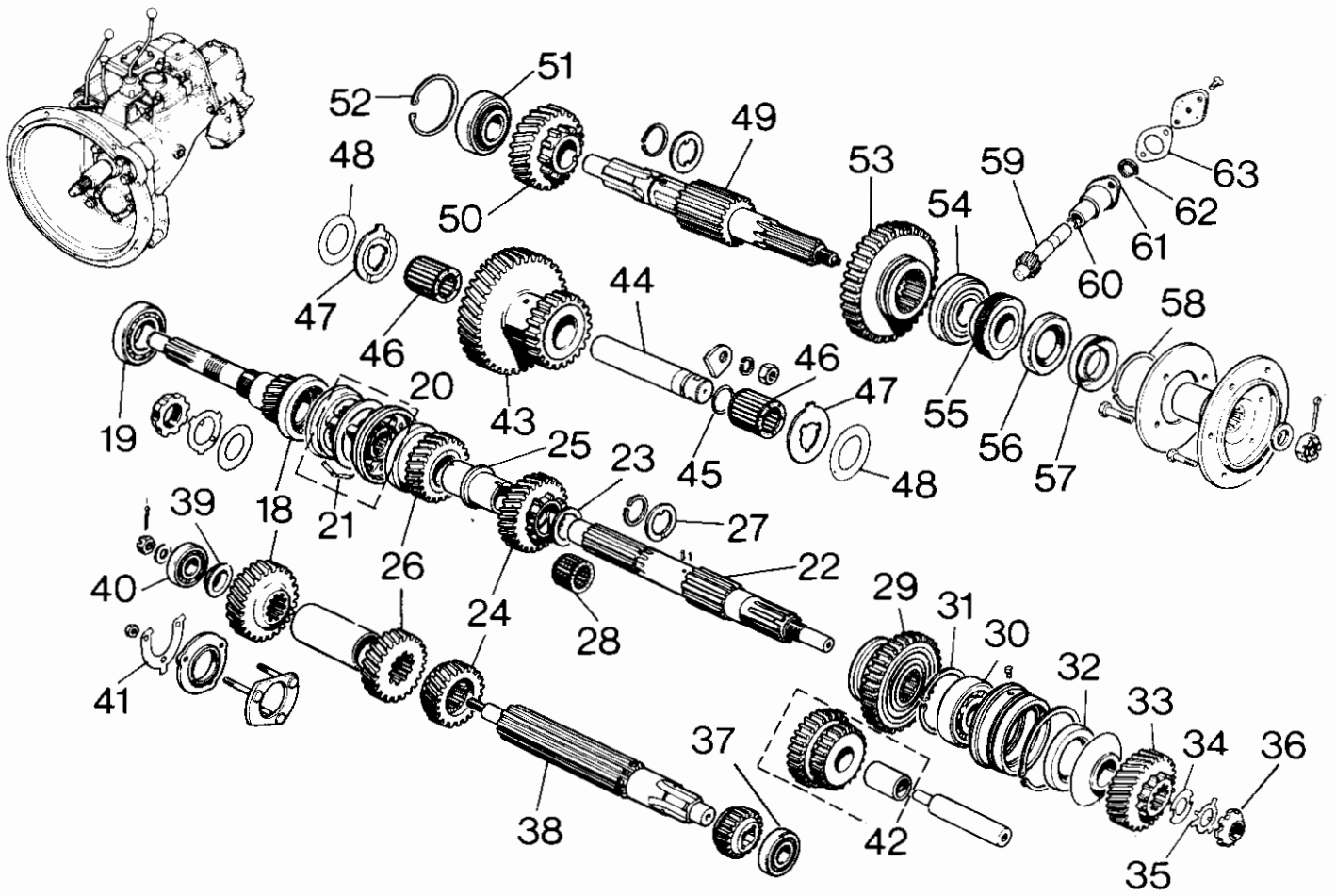
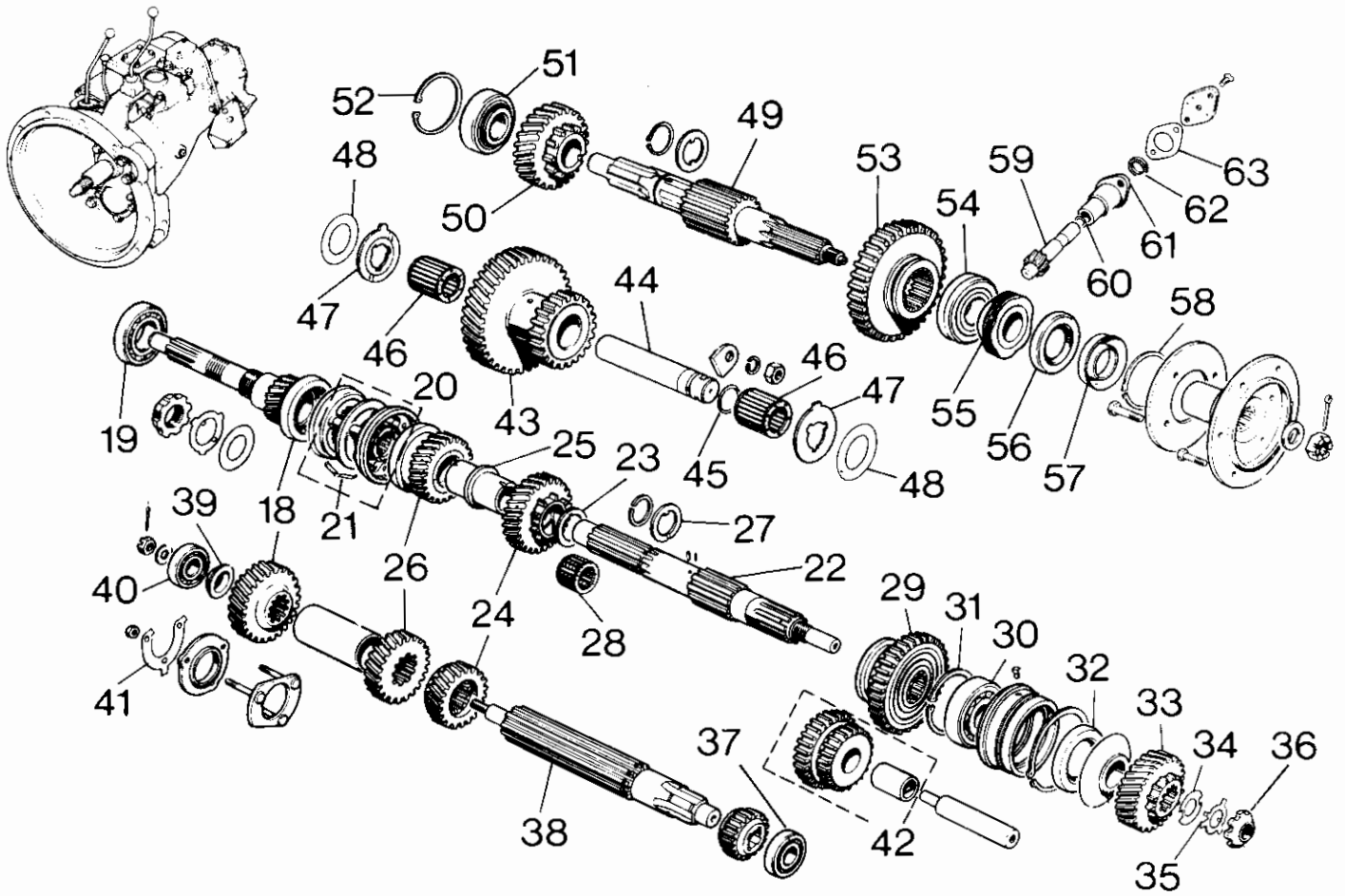


FIG.	DESCRIPTION	BASIC		1 TON	
		SER. IIA	SER. III	SER. IIA	SER. III
18	Pinion with constant gear—primary (→gearbox suffix B) (gearbox suffix C→)	NLS 542231	— —	542231 542231	— —
19	Bearing—ball—primary pinion	55714	—	55714	—
20	Clutch assembly—synchronising	FRC1758	—	FRC1758	—
21	Spring—detent	RTC1956 (3)	—	RTC1956 (3)	—
22	Mainshaft	264250	—	521851	—
23	Washer—thrust—2nd speed gear 3-18 mm (0-125") 3-25 mm (0-128") 3-30 mm (0-130") 3-43 mm (0-135")	267572 267573 267574 267575	— — — —	267572 267573 267574 267575	— — — —
24	Gear—2nd speed—layshaft mainshaft (→gearbox suffix C) (gearbox suffix D→)	245766 600916	— —	600916 600916	— —
25	Sleeve—distance	571218	—	571218	—
26	Gear—3rd speed—layshaft mainshaft	245767	—	245767	—
27	Washer—thrust—3rd speed gear 3-18 mm (0-125") 3-25 mm (0-128") 3-30 mm (0-130") 3-43 mm (0-135")	RTC1962 50702 50703 231737	— — — —	RTC1962 50702 50703 231737	— — — —
28	Bearing—roller—mainshaft—inter- mediate shaft	6397	—	6397	—
29	Gear—1st speed—mainshaft (→gearbox suffix B) (gearbox suffix C→)	501617 511205	— —	511205 511205	— —
30	Bearing—ball—mainshaft	1645	—	1645	—
31	Circlip—mainshaft ball bearing to housing	9960	—	9960	—
32	Seal—oil—mainshaft—rear	236305	—	236305	—
33	Gear—mainshaft	218244	—	522017	—
34	Washer—shim—mainshaft gear	501501	—	521636	—
35	Lockwasher—mainshaft	217476	—	521634	—
36	Nut—gear to mainshaft	217477	—	521633	—
37	Bearing—roller—layshaft—rear	RTC1412	—	RTC1412	—
38	Layshaft (gearbox suffix A) (gearbox suffix B—C) (gearbox suffix D→)	RTC1981 528703 556040	— — —	556040 556040 556040	— — —
39	Piece—layshaft distance (gearbox suffix A) 7-94 mm (0-312") 9-35 mm (0-332") 9-39 mm (0-352") (gearbox suffix B→) 10-20 mm (0-405") 10-79 mm (0-425") 11-31 mm (0-445")	241649 241650 241651 528720 528721 528722	— — — — — —	241649 241650 241651 528720 528721 528722	— — — — — —
40	Bearing—layshaft—front (gearbox suffix A) (gearbox suffix B→)	576207 528701	— —	528701 528701	— —
41	Lockwasher—bearing cap to bell housing (gearbox suffix A) (gearbox suffix B→)	RTC1982 528683	— —	528683 528683	— —
42	Gear assembly—reverse (→gearbox suffix B) (gearbox suffix C→)	90217389 561960	— —	561960 561960	— —
43	Gear cluster—intermediate (gearbox suffix A) (gearbox suffix B) (gearbox suffix C→)	219468 521330 533080	— — —	539828 539828 539828	— — —
44	Shaft—intermediate gear (gearbox suffix A) (gearbox suffix B→)	278025 594195	— —	594195 594195	— —
45	Ring—sealing—intermediate shaft (gearbox suffix A) (gearbox suffix B→)	267828 532323	— —	267828 532323	— —
46	Bearing—roller—intermediate shaft (gearbox suffix A) (gearbox suffix B→)	219466 (2) 599869 (2)	— —	219466 (2) 599869 (2)	— —



1 Ton

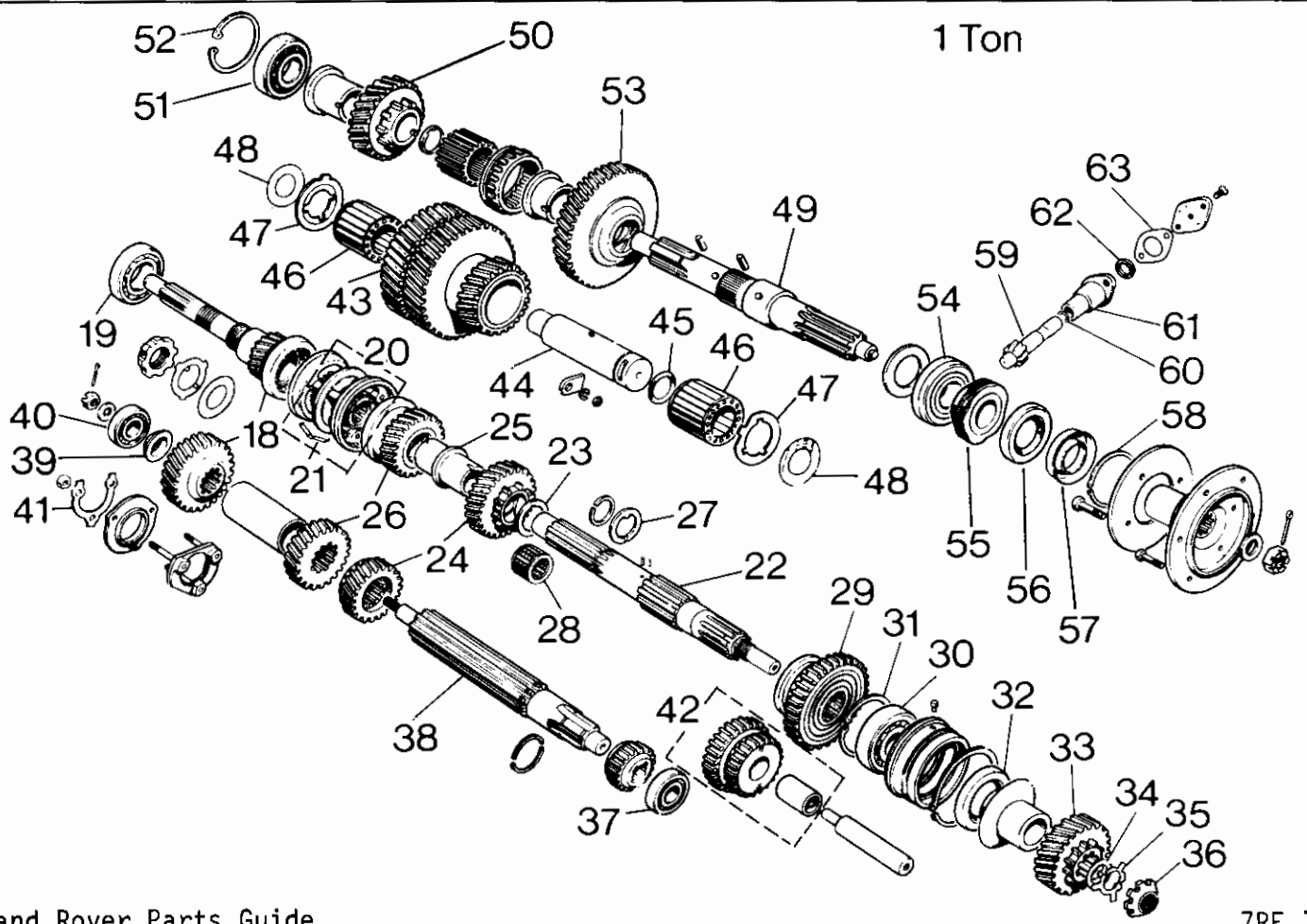


FIG.	DESCRIPTION	BASIC		1 TON	
		SER. IIA	SER. III	SER. IIA	SER. III
47	Washer—thrust—intermediate gear (gearbox suffix A) (gearbox suffix B →)	219469 (2) 521328 (2)	— —	521328 (2) 521328 (2)	— —
48	Shim—intermediate gear (gearbox suffix A) (gearbox suffix B →)	234835 (A/R) 561197 (A/R)	— —	561197 (A/R) 561197 (A/R)	— —
49	Shaft—output	591429	—	515851	—
50	Gear wheel—high	218243	—	521868	—
51	Bearing—output shaft—front	217490	—	GHB159	—
52	Circlip—output shaft front bearing	217330	—	217330	—
53	Gear wheel—low (→ gearbox suffix B) (gearbox suffix C →)	235438 532979	— —	576201 576201	— —
54	Bearing—output shaft—rear	90217512	—	90217512	—
55	Worm—speedo drive	540004	—	540004	—
56	Seal—oil—output shaft	236417	—	236417	—
57	Mudshield—flange	236074	—	236074	—
58	Circlip—retaining bolts—flange	217546	—	217546	—
59	Pinion—speedo	237982	—	237982	—
60	Ring—sealing—speedo pinion sleeve	267828	—	267828	—
61	Sleeve—speedo pinion	268791	—	268791	—
62	Seal—oil—speedo pinion	211502	—	211502	—
63	Gasket—speedo pinion cover	267782	—	267782	—

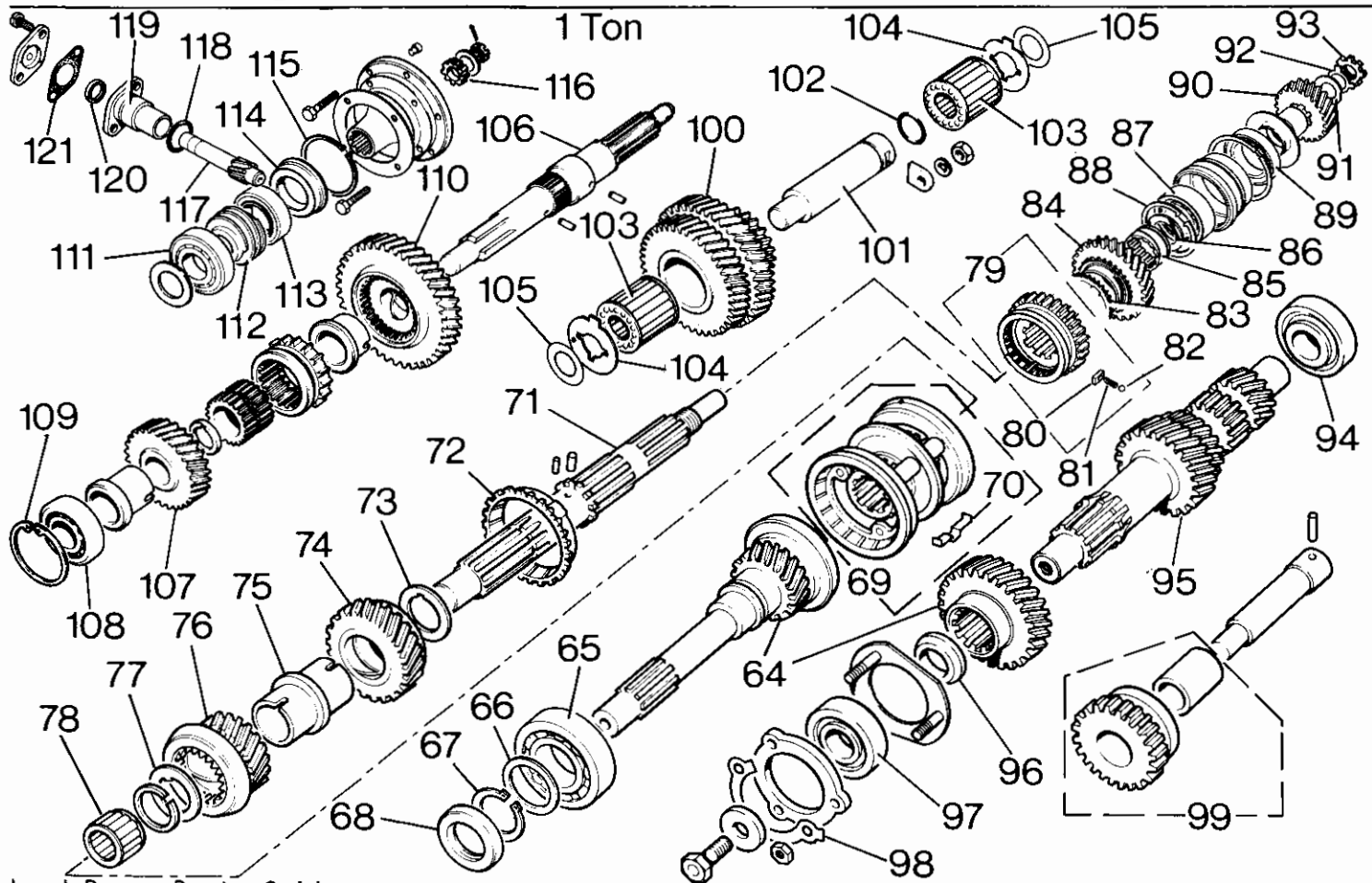
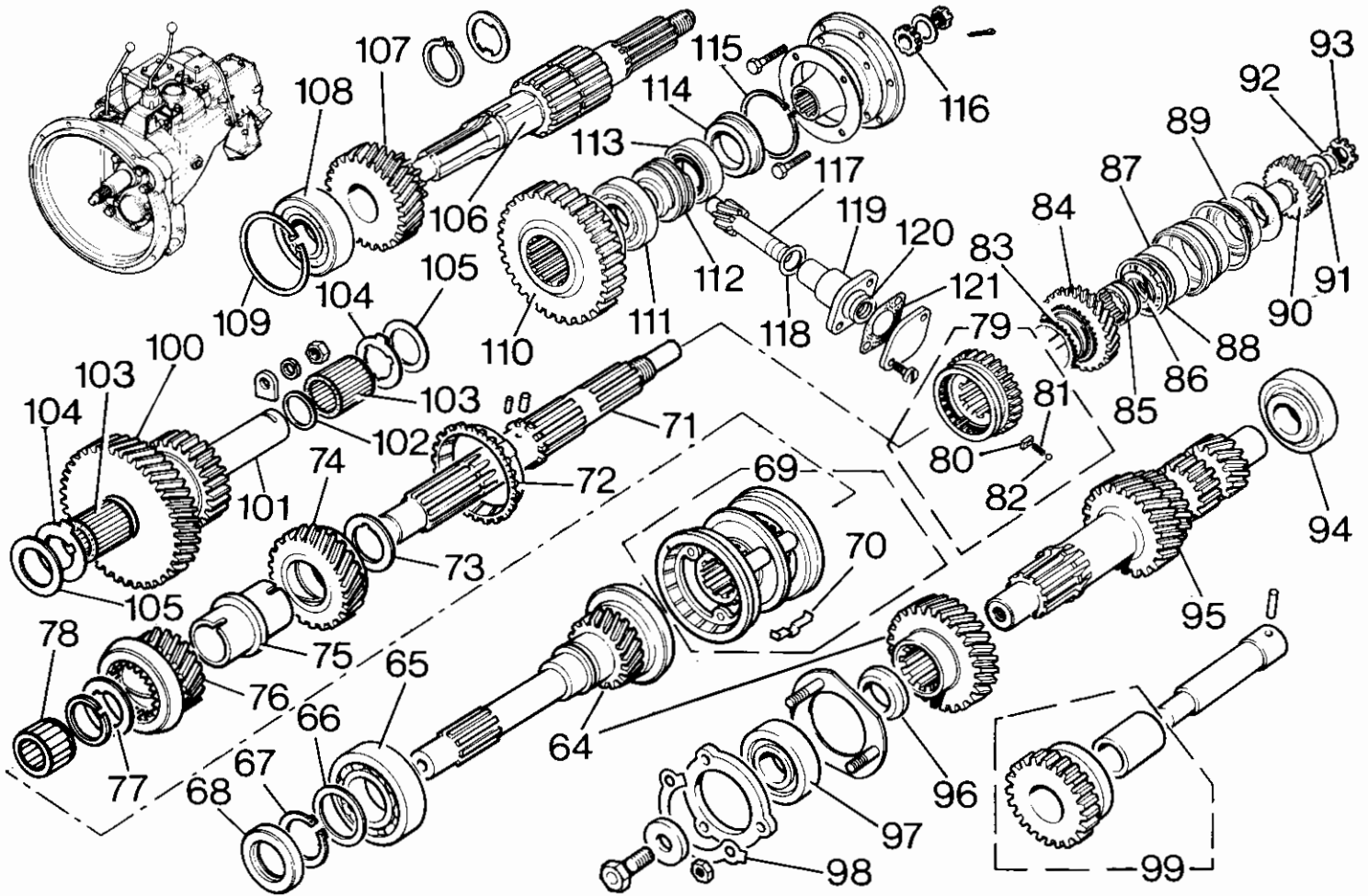


FIG.	DESCRIPTION	BASIC		1 TON	
		SER. IIA	SER. III	SER. IIA	SER. III
64	Pinion with constant gear—primary	—	606880	—	606880
65	Bearing—ball—primary pinion	—	55714	—	55714
66	Shim—primary pinion				
	2.00 mm (0.079")	—	594021	—	594021
	2.05 mm (0.081")	—	594020	—	594020
	2.10 mm (0.083")	—	594019	—	594019
	2.15 mm (0.085")	—	594018	—	594018
67	Circlip—bearing retaining	—	214795	—	214795
68	Seal—oil—primary shaft	—	571059	—	571059
69	Clutch assembly—synchronising	—	FRC1758	—	FRC1758
70	Spring—detent	—	RTC1956 (3)	—	RTC1956 (3)
71	Mainshaft	—	576725	—	576726
72	Cone—synchronmesh	—	591364	—	591364
73	Washer—thrust—2nd speed gear				
	3.18 mm (0.125")	—	267572	—	267572
	3.25 mm (0.128")	—	267573	—	267573
	3.30 mm (0.130")	—	267574	—	267574
	3.43 mm (0.135")	—	267575	—	267575
74	Gear—2nd speed mainshaft	—	591363	—	591363
75	Sleeve—distance	—	571218	—	571218
76	Gear—3rd speed—mainshaft	—	556010	—	556010
77	Washer—thrust—3rd speed gear				
	3.18 mm (0.125")	—	RTC1962	—	RTC1962
	3.25 mm (0.128")	—	50702	—	50702
	3.30 mm (0.130")	—	50703	—	50703
	3.43 mm (0.135")	—	231737	—	231737
78	Bearing—roller—mainshaft	—	6397	—	6397
79	Members assembly—inner and outer —sliding block	—	608283	—	608283
80	Block—sliding	—	553084 (3)	—	553084 (3)
81	Spring—sliding block	—	503805 (3)	—	503805 (3)
82	Ball—sliding block	—	52459 (3)	—	52459 (3)
83	Cone—synchronmesh—1st speed	—	591364	—	591364
84	Gear—1st speed—mainshaft	—	591362	—	591362
85	Bush—1st speed gear	—	576734	—	576734
86	Washer—thrust—1st speed gear	—	576735	—	576735
87	Bearing—ball—mainshaft	—	1645	—	1645
88	Circlip—mainshaft ball bearing to housing	—	9960	—	9960
89	Seal—oil—mainshaft—rear	—	236305	—	236305
90	Gear—mainshaft	—	218244	—	522017
91	Washer—shim—mainshaft gear	—	501501	—	521636
92	Lockwasher—mainshaft	—	217476	—	521634
93	Nut—gear to mainshaft	—	217477	—	521633
94	Bearing—roller—layshaft—rear	—	RTC1412	—	RTC1412
95	Layshaft cluster	—	576686	—	576686
96	Piece—layshaft distance				
	10.20 mm (0.405")	—	528720	—	528720
	10.79 mm (0.425")	—	528721	—	528721
	11.31 mm (0.445")	—	528722	—	528722
97	Bearing—layshaft—front	—	528701	—	528701
98	Lockwasher—bearing cap to bell housing	—	528683	—	528683
99	Gear—reverse idler	—	576707	—	576707
100	Gear cluster—intermediate	—	533080	—	539828
101	Shaft—intermediate gear	—	594195	—	594195
102	Ring—sealing—intermediate shaft	—	532323	—	532323
103	Bearing—roller—intermediate shaft	—	599869 (2)	—	599869 (2)
104	Washer—thrust—intermediate gear	—	521328 (2)	—	521328 (2)
105	Shim—intermediate gear	—	561197 (A/R)	—	561197 (A/R)
106	Shaft—output	—	591429	—	515851
107	Gear wheel—high	—	218243	—	521868
108	Bearing—output shaft—front	—	217490	—	GHB159
109	Circlip—output shaft front bearing	—	217330	—	217330
110	Gear wheel—low	—	532979	—	576201
111	Bearing—output shaft—rear	—	90217512	—	90217512
112	Worm—speedo drive	—	540004	—	540004
113	Seal—oil—output shaft	—	236417	—	236417
114	Mudshield—oil seal	—	236074	—	236074
115	Circlip—retaining bolts—flange	—	217546	—	217546
116	Seal—oil—output shaft	—	622042	—	622042
117	Pinion—speedo	—	237982	—	237982

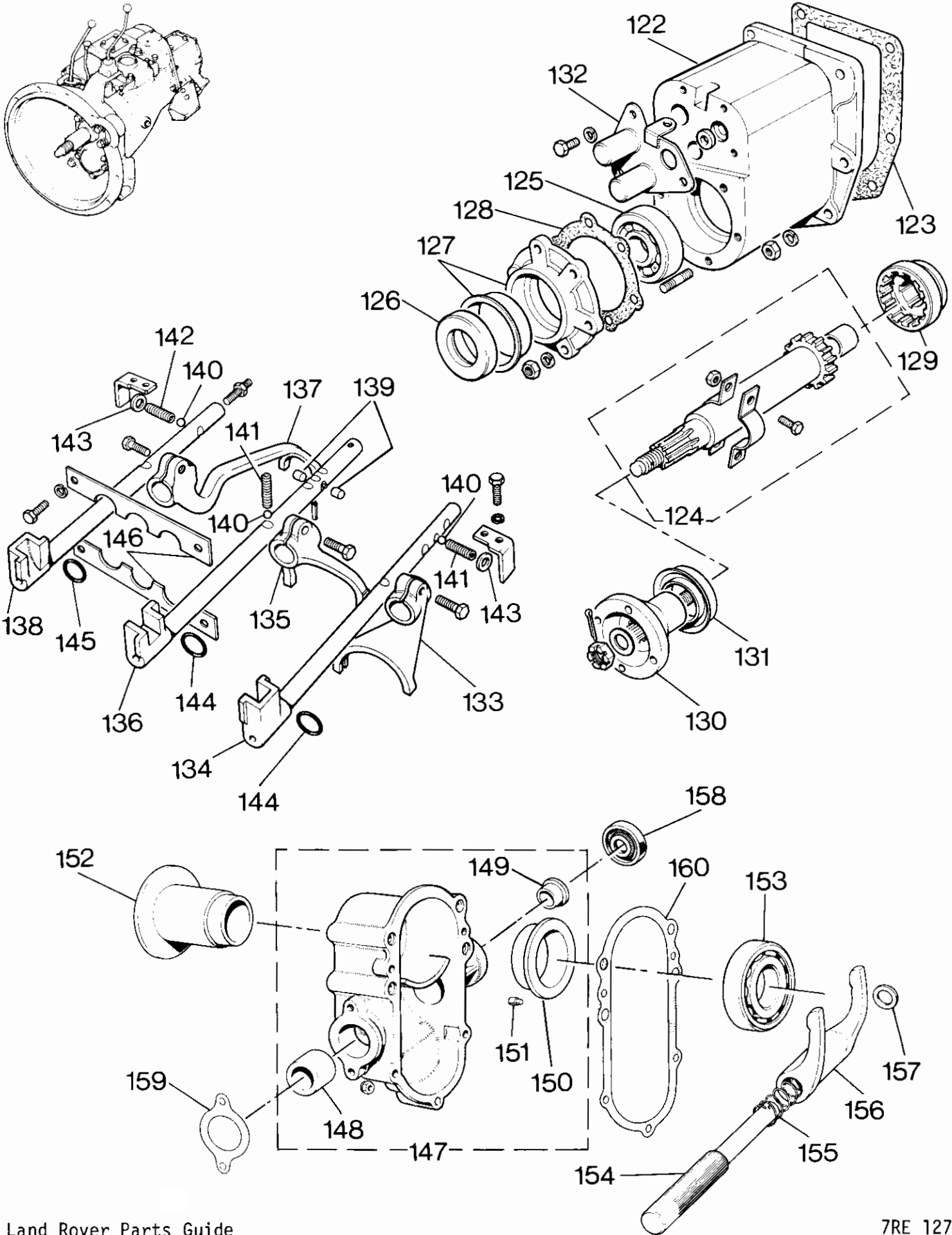


FIG.	DESCRIPTION	BASIC		1 TON	
		SER. IIA	SER. III	SER. IIA	SER. III
118	Ring—sealing—speedo pinion sleeve	—	267828	—	267828
119	Sleeve—speedo pinion	—	268791	—	268791
120	Seal—oil—speedo pinion	—	211502	—	211502
121	Gasket—speedo pinion cover	—	267782	—	267782
122	Housing—output shaft	268849	268849	268849	268849
123	Gasket—output to transfer housing	622048	622048	622048	622048
124	Shaft assembly—front output	243611	243611	243611	243611
125	Bearing—front output shaft	217325	217325	217325	217325
126	Seal—oil—output shaft	236417	236417	236417	236417
127	Retainer assembly—oil seal	236541	236541	236541	236541
128	Gasket—retainer to housing	FRC1511	FRC1511	FRC1511	FRC1511
129	Dog—locking—4 wheel	233241	233241	233241	233241
130	Flange—transfer shaft	539993	539993	539993	539993
131	Mudshield—flange	236074	236074	236074	236074
132	Plate—dust cover—selector shafts	266956	266956	512760	512760
133	Fork—3rd and 4th speed selector	RTC1958	RTC1958	RTC1958	RTC1958
134	Shaft—3rd and 4th speed fork	90213636	90213636	90213636	90213636
135	Fork—1st and 2nd speed selector	6421	576703	6421	576703
136	Shaft—1st and 2nd speed fork	213637	576727	213637	576727
137	Fork—reverse selector	90217391	576704	90217391	576704
138	Shaft—reverse fork	502201	576729	502201	576729
139	Plunger—interlocking	55638 (2)	55638 (2)	55638 (2)	55638 (2)
140	Ball—selector	1643 (3)	1643 (3)	1643 (3)	1643 (3)
	Spring				
141	Forward selectors	3649 (2)	3649 (2)	3649 (2)	3649 (2)
142	Reverse selector	56102	56102	56102	56102
143	Oil retainer—selector spring	5852 (2)	5852 (2)	5852 (2)	5852 (2)
	Ring				
144	Forward shaft sealing	272596 (2)	272596 (2)	272596 (2)	272596 (2)
145	Reverse shaft sealing	272597	272597	272597	272597
146	Plate—sealing ring retaining	241598 (2)	241598 (2)	241598 (2)	241598 (2)
147	Housing assembly—clutch with- drawal				
	(gearbox suffix A)	231071	—	528707	—
	(gearbox suffix B →)	528707	—	528707	—
	Bush				
148	Operating shaft—large	214793	—	214793	—
149	Operating shaft—small	214794 (2)	—	214794 (2)	—
150	Withdrawal race sleeve	231075	—	231075	—
151	Dowel—housing locating	213700 (2)	—	213700 (2)	—
152	Sleeve—clutch withdrawal	231074	—	231074	—
153	Bearing—thrust—clutch withdrawal	GHB130	—	GHB130	—
154	Shaft—clutch operating	231943	—	231943	—
155	Spring—operating fork	264806	—	264806	—
156	Fork—clutch operating	264807	—	264807	—
157	Washer—thrust—operating shaft	213660	—	213660	—
158	Seal—oil—operating shaft	90214787	—	90214787	—
159	Gasket—cover plate to housing	90213662	—	90213662	—
160	Gasket—clutch withdrawal housing				
	(gearbox suffix A)	90213663	—	528697	—
	(gearbox suffix B →)	528697	—	528697	—

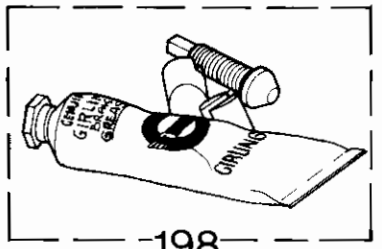
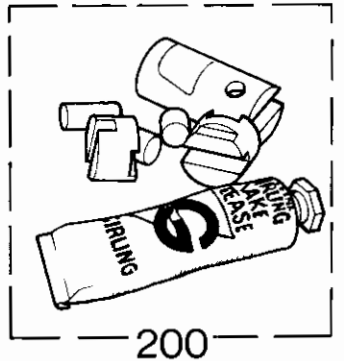
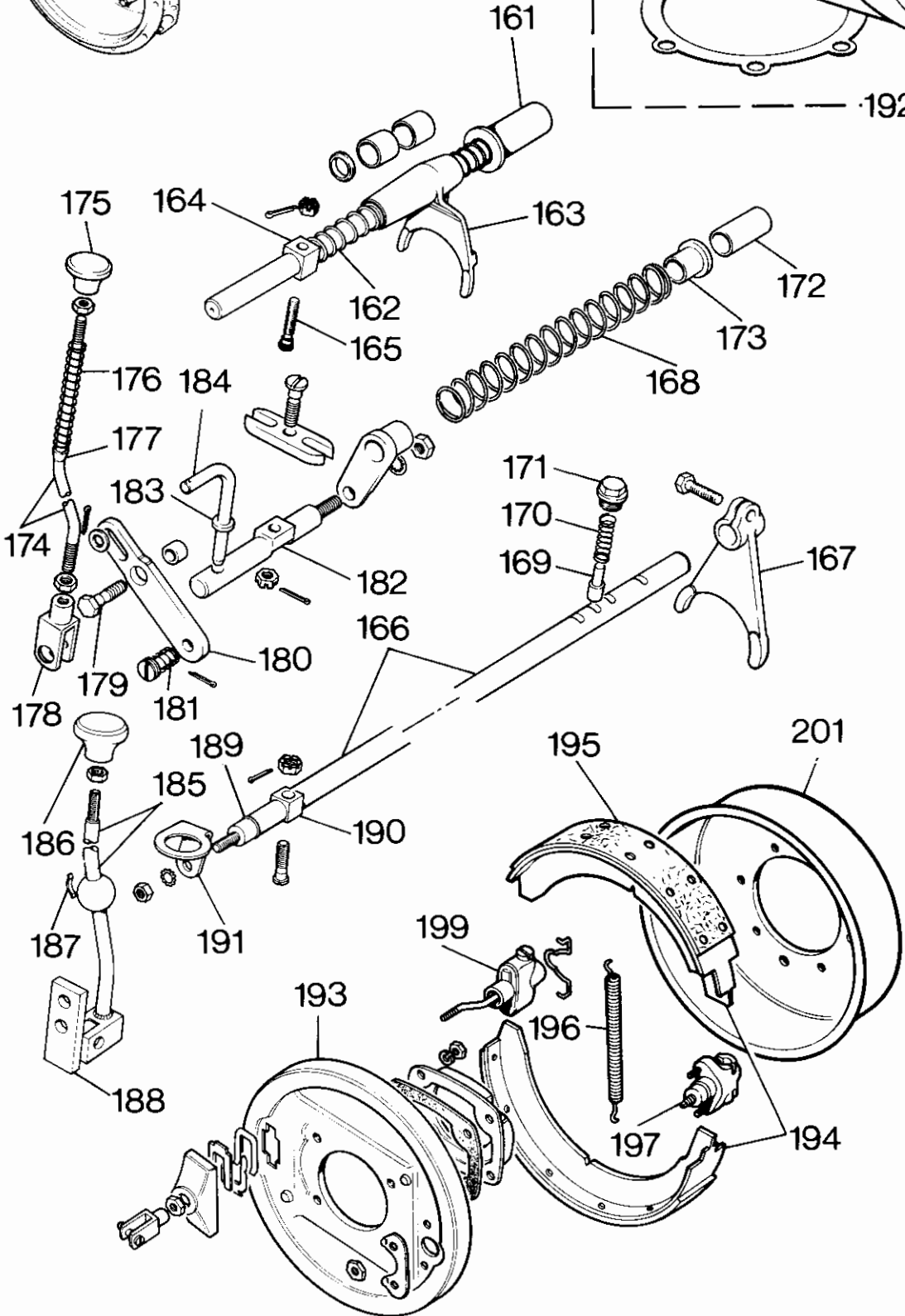
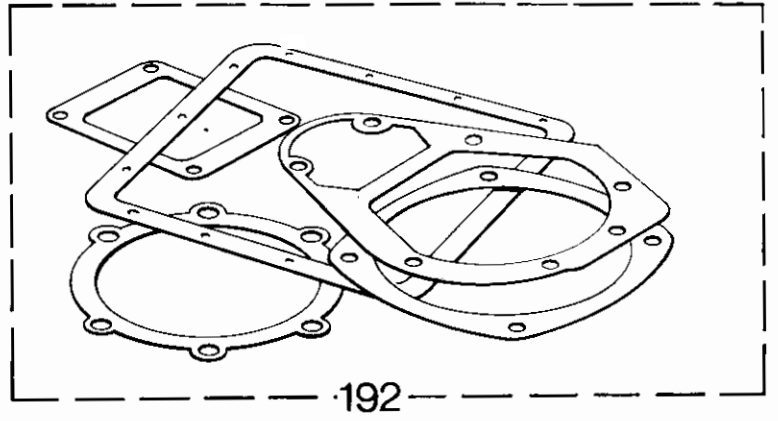
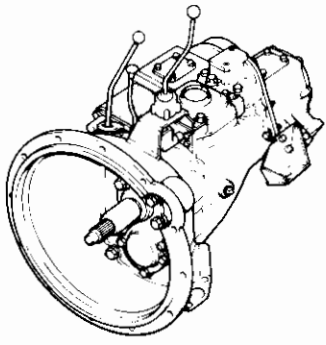


FIG.	DESCRIPTION	BASIC		1 TON	
		SER. IIA	SER. III	SER. IIA	SER. III
161	Shaft—four wheel drive selector	233416	233416	233416	233416
162	Spring—selector shaft	233449 (2)	233449 (2)	233449 (2)	233449 (2)
163	Selector—four wheel drive	622155	622155	622155	622155
164	Block—selector shaft	233406	233406	233406	233406
165	Pin—shouldered—block to shaft	233409	233409	233409	233409
166	Shaft—transfer gear change selector	233398	233398	522303	522303
167	Fork—transfer gear change selector	90217584	90217584	522334	522334
168	Spring—gear change selector shaft	217445	217445	217445	217445
169	Plunger—selector shaft	235416	235416	235416	235416
170	Spring—selector shaft plunger	56102	56102	56102	56102
171	Plug—plunger retaining	233441	233441	233441	233441
172	Tube—distance—selector shaft	233438	233438	233438	233438
173	Bush—locating spring	233437	233437	233437	233437
174	Rod—four wheel drive selector	571855	571855	571855	571855
175	Knob—selector rod	232813	232813	232813	232813
176	Spring—selector rod	561221	561221	561221	561221
177	Bush—selector rod spring	234658	234658	234658	234658
178	Clevis—selector rod	215808	215808	215808	215808
179	Bolt—shouldered—lever to housing	540842	540842	540842	540842
180	Lever—four wheel drive	268847	268847	268847	268847
181	Pin with spring—four wheel drive lever	230279	230279	230279	230279
182	Shaft—pivot selector	549168	549168	549201	549201
183	Seal—four wheel drive locking pin	266992	266992	266992	266992
184	Pin—locking—four wheel drive	232464	232464	232464	232464
185	Lever—transfer gear change	576210	576210	576210	576210
186	Knob—transfer gear change	219521	219521	219521	219521
187	Spring—transfer gear change lever	243714	243714	243714	243714
188	Bracket—gear change lever	219709	219709	219709	219709
189	Ring—sealing—transfer gear change shaft	515572	515572	515572	515572
190	Block—transfer gear change shaft	233406	233406	233406	233406
191	Link—selector shaft	238329	238329	539887	539887
192	Kit—gearbox gasket	600603	600603	600603	600603
193	Handbrake—transmission				
193	Plate—brake—back	515365	515365	515365	515365
194	Shoe assembly—handbrake (boxed pair)	GBS552	GBS552	GBS552	GBS552
195	Lining—brake shoe (boxed pair)	607249	607249	607249	607249
196	Spring—pull-off, return	515465 (2)	515465 (2)	515465 (2)	515465 (2)
197	Adjuster unit	515925	515925	515925	515925
198	Kit—adjuster unit repair	515924	515924	515924	515924
199	Expander unit	515366	515366	515366	515366
200	Kit—expander unit repair	515923	515923	515923	515923
201	Drum—brake	274423	274423	274423	274423

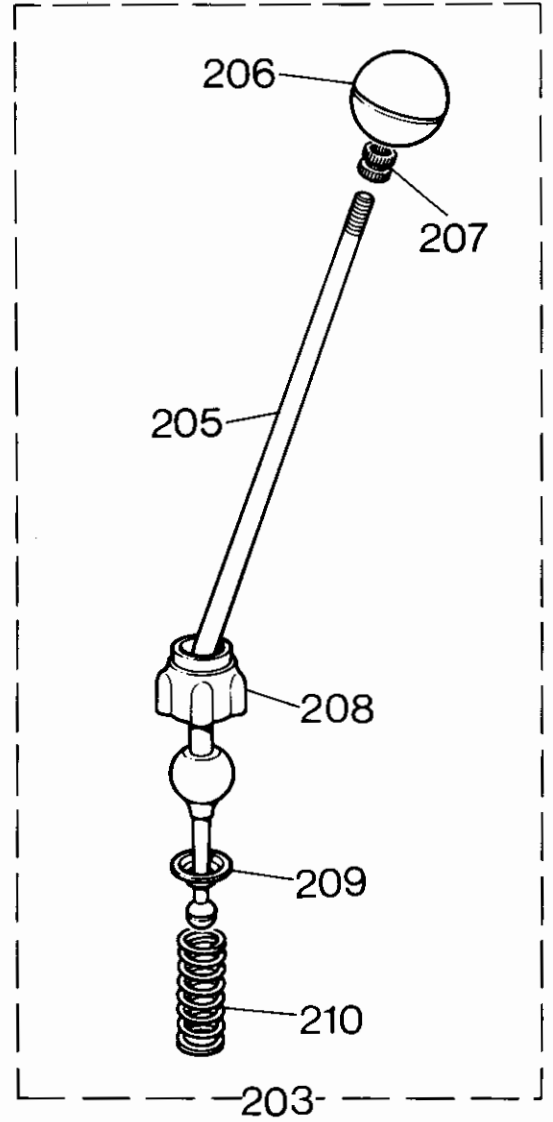
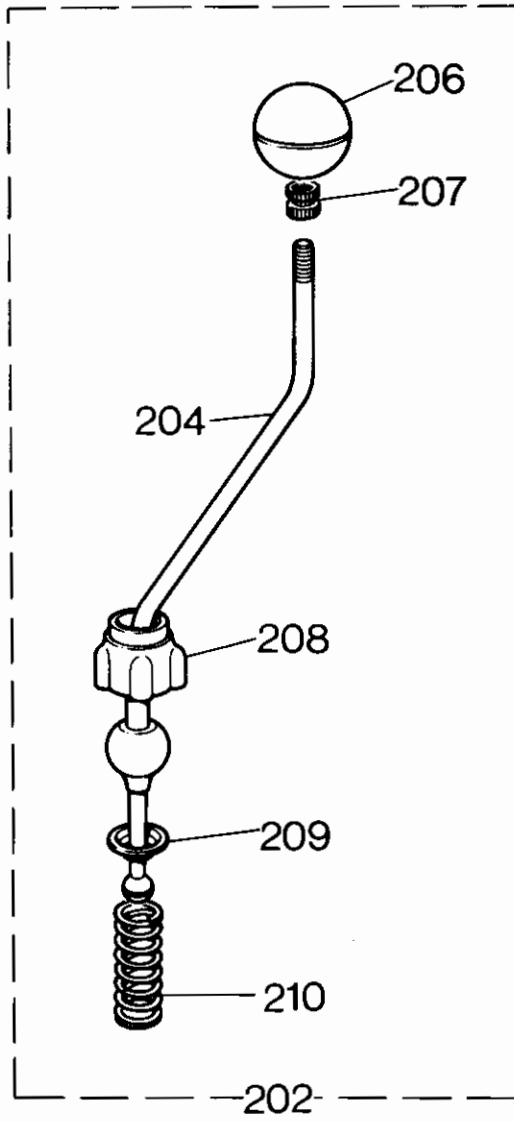
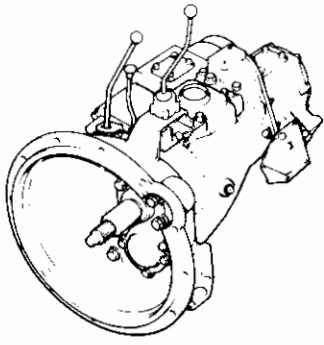
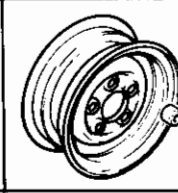

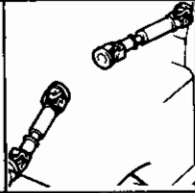
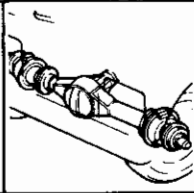
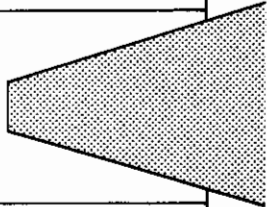


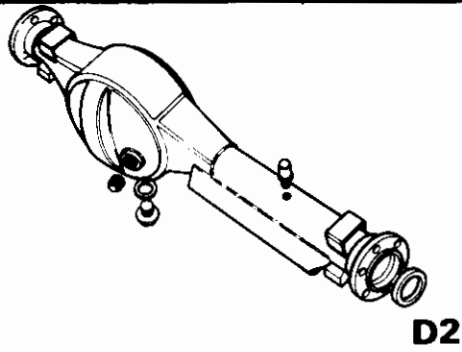
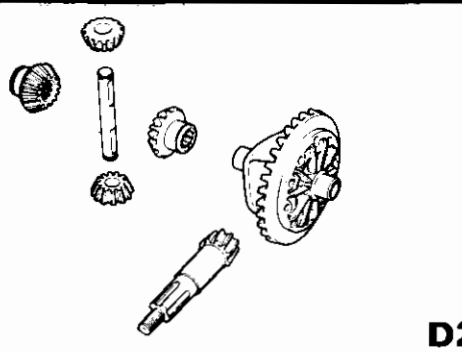
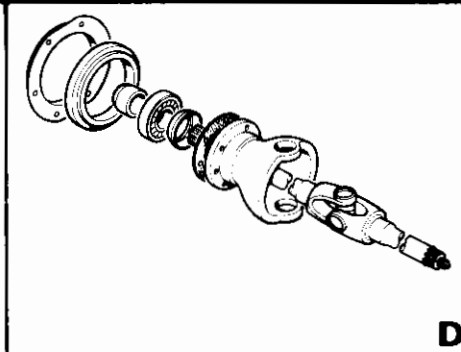
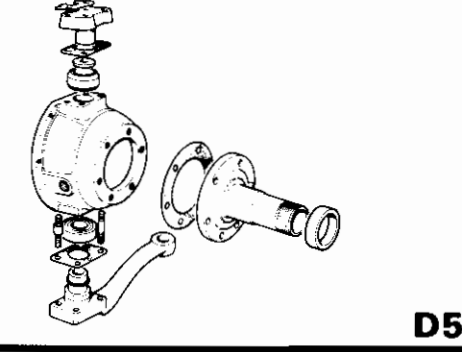
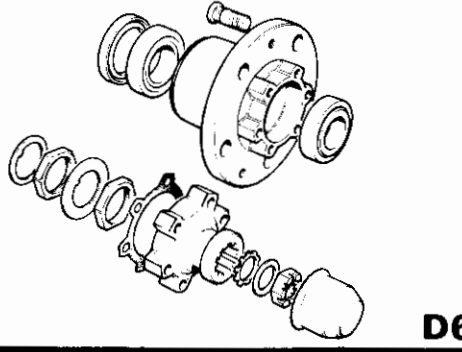
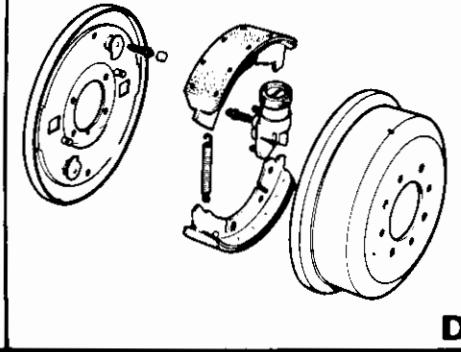
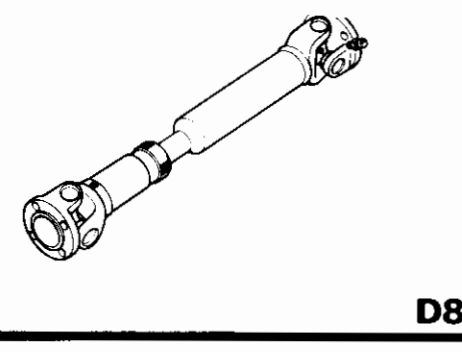
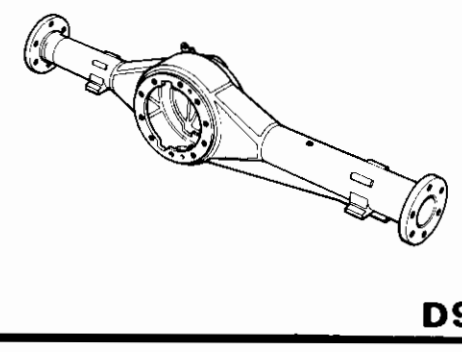
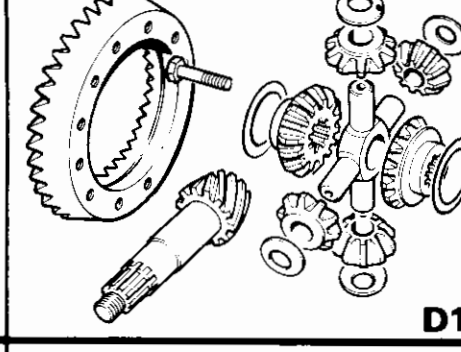
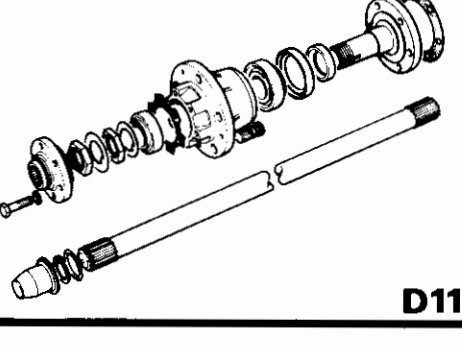
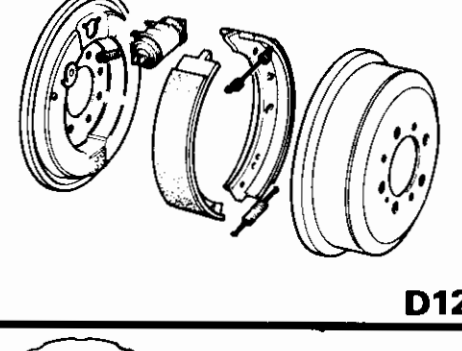
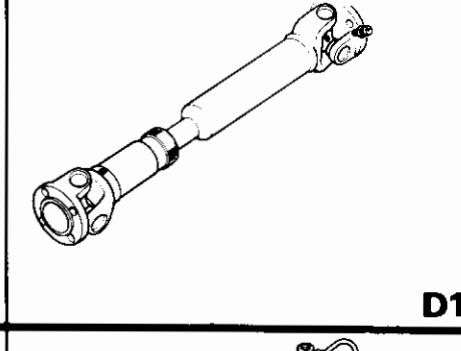

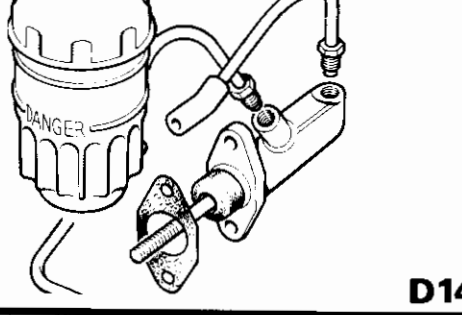
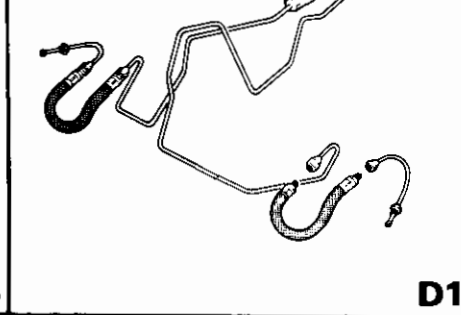
FIG.	DESCRIPTION	BASIC		1 TON	
		SER. IIA	SER. III	SER. IIA	SER. III
	Lever assembly—main gear change				
202	4 cyl. RHD LHD	FRC1836 FRC1837	FRC1836 FRC1837	FRC1836 FRC1837	FRC1836 FRC1837
203	6 cyl. RHD LHD	622006 622007	622006 622007	622006 622007	622006 622007
	Lever				
204	4 cyl. RHD LHD	FRC1454 FRC1455	FRC1454 FRC1455	FRC1454 FRC1455	FRC1454 FRC1455
205	6 cyl. RHD LHD	FRC1832 FRC1833	FRC1832 FRC1833	FRC1832 FRC1833	FRC1832 FRC1833
206	Knob	576316	576316	576316	576316
207	Ring—tolerance	571661	571661	571661	571661
208	Housing—lever	219714	219714	219714	219714
209	Seat—lever	219721	219721	219721	219721
210	Spring—lever	219723	219723	219723	219723

AXLES - PROPELLER SHAFT
BRAKES - ROAD WHEELS



D



 <p>D2</p>	 <p>D2</p>	 <p>D5</p>
 <p>D5</p>	 <p>D6</p>	 <p>D7</p>
 <p>D8</p>	 <p>D9</p>	 <p>D10</p>
 <p>D11</p>	 <p>D12</p>	 <p>D13</p>
 <p>D13</p>	 <p>D14</p>	 <p>D14</p>

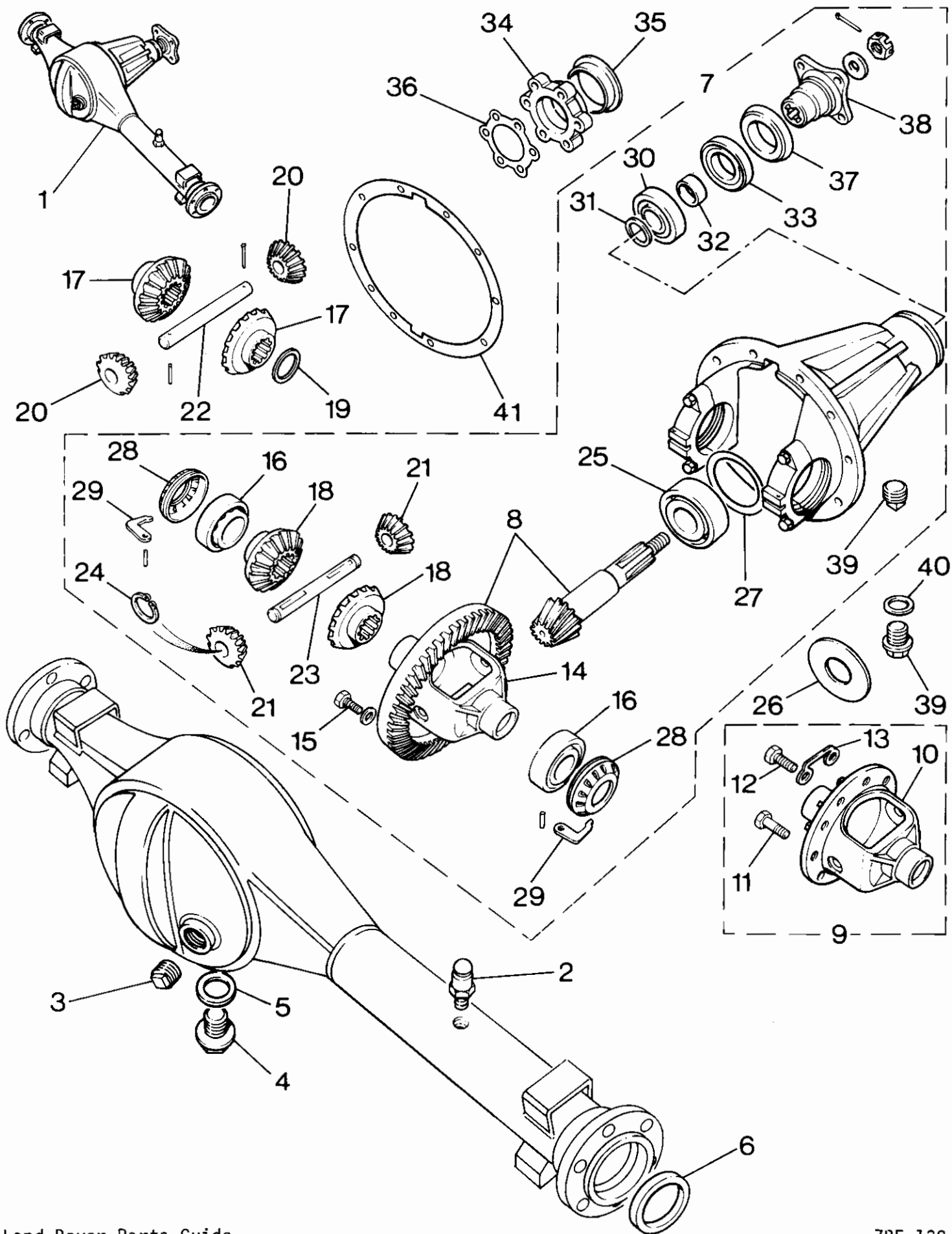


FIG.	DESCRIPTION	BASIC SER. IIA	1 TON SER. IIA	SER. III
1	Axle assembly—front Ser. IIA, Ser. III 88" RHD LHD Ser. IIA, Ser. III 109" 4 cyl. RHD LHD Ser. IIA, Ser. III 109" 6 cyl. RHD LHD	FRC2410 FRC2411 FRC2138 FRC2139 FRC2060 FRC2061	— — — — FRC2140 FRC2141	FRC2410 FRC2411 FRC2138 FRC2139 FRC2060 FRC2061
2	Breather	515845	515845	515845
3	Plug—filler	3294	3294	3294
4	Plug—drain	235592	235592	235592
5	Washer—sealing—drain plug	515599	515599	515599
6	Seal—oil—axle casing	217400 (2)	217400 (2)	217400 (2)
7	Differential assembly—front Ser. IIA (→axle suffix G) Ser. IIA (axle suffix H→), Ser. III (axle suffix B) (axle suffix C→)	594484 N 594484 N —	— — —	— 594484 N 594484 N
8	Crown wheel and bevel pinion Ser. IIA, Ser. III	608457	—	608457
9	Casing assembly Ser. IIA, Ser. III (→axle suffix B)	273441	—	273441
10	Casing	522567	—	522567
11	Bolt	272934 (2)	—	272934 (2)
12	Bolt	237339 (8)	—	237339 (8)
13	Locker	272922 (5)	—	272922 (5)
14	Casing (axle suffix C→)	—	—	594487
15	Bolt (axle suffix C→)	—	—	593692 (10)
16	Bearing—taper roller Wheel—differential Ser. IIA, Ser. III (→axle suffix B) (axle suffix C→)	41045 (2) 533794 (2) —	— — —	41045 (2) 533794 (2) 599943 (2)
17	Washer—thrust Ser. IIA, Ser. III (→axle suffix B)	533786 (2)	—	533786 (2)
18	1-02 mm (0-040")	533787 (2)	—	533787 (2)
19	1-14 mm (0-045") } (A/R) 1-27 mm (0-050") } Pinion—differential Ser. IIA, Ser. III (→axle suffix B) (axle suffix C→)	533788 (2) 533777 (2) —	— — —	533788 (2) 533777 (2) 599944 (2)
20	Spindle—pinion Ser. IIA, Ser. III (→axle suffix B) (axle suffix C→)	539703	—	539703
21	Circlip—pinion wheel (axle suffix C→)	—	—	599945
22	Bearing—bevel pinion—inner Ser. IIA (→axle suffix A) Ser. IIA, Ser. III (axle suffix B→)	219544 539706	— —	— 539706
23	Washer—bearing shim Ser. IIA (→axle suffix A)	502248	—	—
24	Shim Ser. IIA (→axle suffix A)	230438 (A/R)	—	—
25	0-76 mm (0-003")	230439 (A/R)	—	—
26	0-127 mm (0-005")	230440 (A/R)	—	—
27	0-254 mm (0-010")	233678 (A/R)	—	—
	0-508 mm (0-020")	539711 (A/R)	—	—
	Ser. IIA (axle suffix B→G) 0-508 mm (0-020")	539713 (A/R)	—	—
	0-559 mm (0-022")	539715 (A/R)	—	—
	0-610 mm (0-024")	539717 (A/R)	—	—
	0-762 mm (0-030")			

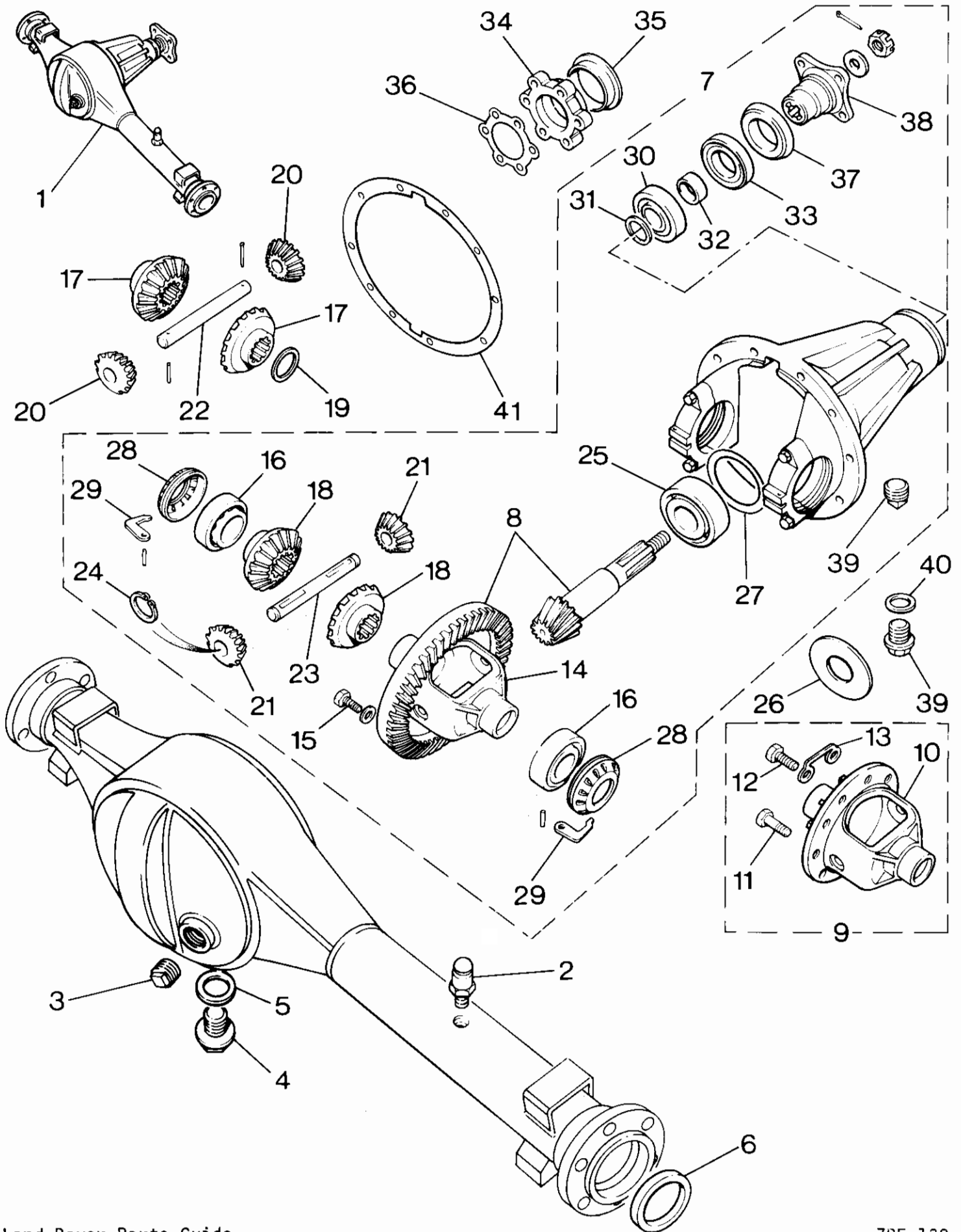


FIG.	DESCRIPTION	BASIC SER. IIA	1 TON SER. IIA	SER. III
	Ser. IIA (axle suffix H →), Ser. III			
	0.965 mm (0.038")	549230 (A/R)	—	549230 (A/R)
	1.02 mm (0.040")	549232 (A/R)	—	549232 (A/R)
	1.07 mm (0.042")	549234 (A/R)	—	549234 (A/R)
	1.12 mm (0.044")	549236 (A/R)	—	549236 (A/R)
	1.17 mm (0.046")	549238 (A/R)	—	549238 (A/R)
	1.22 mm (0.048")	549240 (A/R)	—	549240 (A/R)
	1.27 mm (0.050")	549242 (A/R)	—	549242 (A/R)
	1.32 mm (0.052")	549244 (A/R)	—	549244 (A/R)
	1.37 mm (0.054")	549246 (A/R)	—	549246 (A/R)
	1.42 mm (0.056")	549248 (A/R)	—	549248 (A/R)
	1.47 mm (0.058")	549250 (A/R)	—	549250 (A/R)
	1.52 mm (0.060")	549252 (A/R)	—	549252 (A/R)
	1.57 mm (0.062")	576236 (A/R)	—	576236 (A/R)
	1.59 mm (0.063")	576237 (A/R)	—	576237 (A/R)
	1.62 mm (0.064")	576238 (A/R)	—	576238 (A/R)
	1.64 mm (0.065")	576239 (A/R)	—	576239 (A/R)
28	Nut—serrated—bearing adjustment	40756 (2)	—	40756 (2)
29	Tab—locking	576895 (2)	—	576895 (2)
30	Bearing—flange end			
	Ser. IIA (→axle suffix A)	219550	—	—
	Ser. IIA (axle suffix B →), Ser. III	539707	—	539707
31	Shim			
	Ser. IIA (→axle suffix A)			
	0.076 mm (0.003")	219547 (A/R)	—	—
	0.127 mm (0.005")	219548 (A/R)	—	—
	0.254 mm (0.010")	219549 (A/R)	—	—
	0.508 mm (0.020")	233677 (A/R)	—	—
	Ser. IIA (axle suffix B →), Ser. III			
	1.83 mm (0.072")	539718 (A/R)	—	539718 (A/R)
	1.88 mm (0.074")	539720 (A/R)	—	539720 (A/R)
	1.93 mm (0.076")	539722 (A/R)	—	539722 (A/R)
	2.05 mm (0.081")	539724 (A/R)	—	539724 (A/R)
	1.52 mm (0.060")	—	—	FRC1193 (A/R)
	1.59 mm (0.063")	—	—	FRC1195 (A/R)
	1.62 mm (0.064")	—	—	FRC1197 (A/R)
	1.67 mm (0.066")	—	—	FRC1199 (A/R)
	1.72 mm (0.068")	—	—	FRC1201 (A/R)
	1.78 mm (0.070")	—	—	FRC1203 (A/R)
32	Washer—pinion bearing			
	Ser. IIA (→axle suffix A)	231242	—	—
	Ser. IIA (axle suffix B →), Ser. III	539745	—	539745
33	Seal—oil—pinion	217507	—	217507
34	Retainer—oil—seal			
	Ser. IIA (vehicle suffix A →G)	236547	—	—
35	Mudshield—retainer			
	Ser. IIA (vehicle suffix A →G)	236546	—	—
36	Gasket—oil seal retainer			
	Ser. IIA (vehicle suffix A →G)	553412	—	—
37	Mudshield—driving flange	236072	—	236072
38	Flange—drive—bevel pinion	236632	—	236632
39	Plug—oil filler			
	Ser. IIA (vehicle suffix A →G)	533358	—	—
	Ser. IIA (vehicle suffix H →), Ser. III	3294	—	3294
40	Joint washer—filler plug			
	Ser. IIA (→vehicle suffix G)	6009	—	—
41	Gasket—differential to casing	7316	—	7316

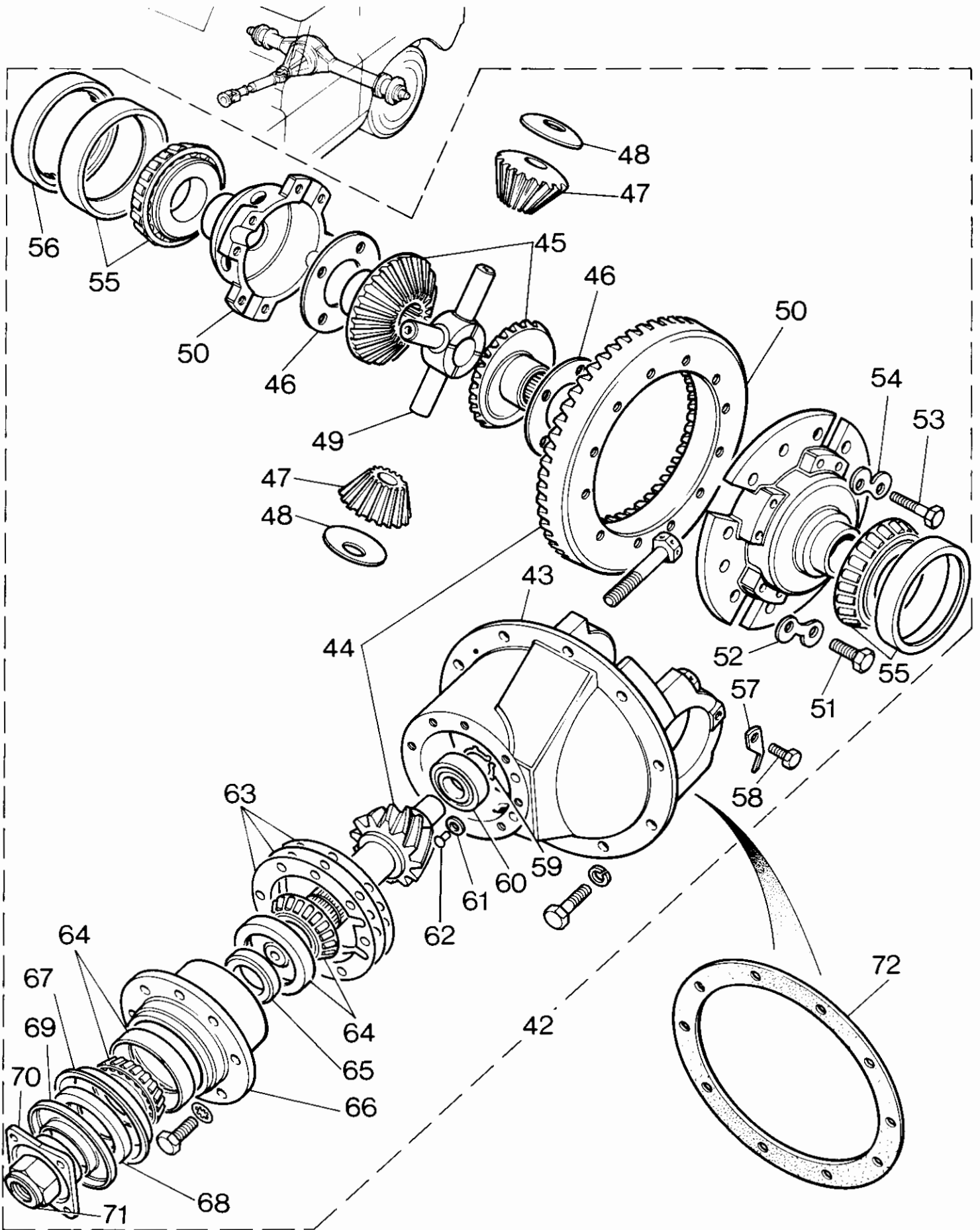


FIG.	DESCRIPTION	BASIC SER. IIA	1 TON SER. IIA	SER. III
42	Differential assembly—front and rear	—	533568	—
43	Nose piece cap	—	600902	—
44	Crown wheel and bevel pinion	—	549493	—
45	Wheel—differential	—	549461 (2)	—
46	Washer—wheel	—	549465 (2)	—
47	Pinion	—	549462 (4)	—
48	Washer—pinion	—	549466 (4)	—
49	Spindle—pinion	—	549463	—
50	Casing	—	600901	—
51	Bolt—crown wheel to case	—	255066 (12)	—
52	Locker	—	549460 (6)	—
53	Bolt—casing halves	—	256062 (8)	—
54	Locker	—	549464 (4)	—
55	Bearing—roller	—	549457 (2)	—
56	Adjuster—bearing	—	549411 (2)	—
57	Locker	—	NLS	—
58	Bolt—adjuster	—	253004 (4)	—
59	Circlip—retaining bearing	—	549419	—
60	Bearing—bevel pinion—nose end	—	549417	—
61	Washer—retaining bearing	—	2228	—
62	Rivet—retaining bearing	—	4560	—
63	Shim	—		—
	0-051 mm (0-002")	—	549414 (A/R)	—
	0-076 mm (0-003")	—	549415 (A/R)	—
	0-254 mm (0-010")	—	549416 (A/R)	—
64	Bearing—bevel pinion	—	549420 (2)	—
65	Spacer	—		—
	9-40 mm (0-370")	—	549425 (A/R)	—
	9-47 mm (0-373")	—	549427 (A/R)	—
	9-55 mm (0-376")	—	549429 (A/R)	—
	9-62 mm (0-379")	—	549431 (A/R)	—
	9-70 mm (0-382")	—	549433 (A/R)	—
	9-77 mm (0-385")	—	549435 (A/R)	—
	9-85 mm (0-388")	—	549437 (A/R)	—
	9-92 mm (0-391")	—	549439 (A/R)	—
	10 mm (0-394")	—	549441 (A/R)	—
	10-08 mm (0-397")	—	549443 (A/R)	—
	10-16 mm (0-400")	—	549445 (A/R)	—
66	Housing—bevel pinion	—	549413	—
67	Mudshield—pinion housing	—	549454	—
68	Seal—oil—pinion	—	549412	—
69	Mudshield—driving flange	—	549453	—
70	Flange—driving	—	549421	—
71	Nut—driving flange	—	549448	—
72	Gasket—differential to casing	—	533645	—

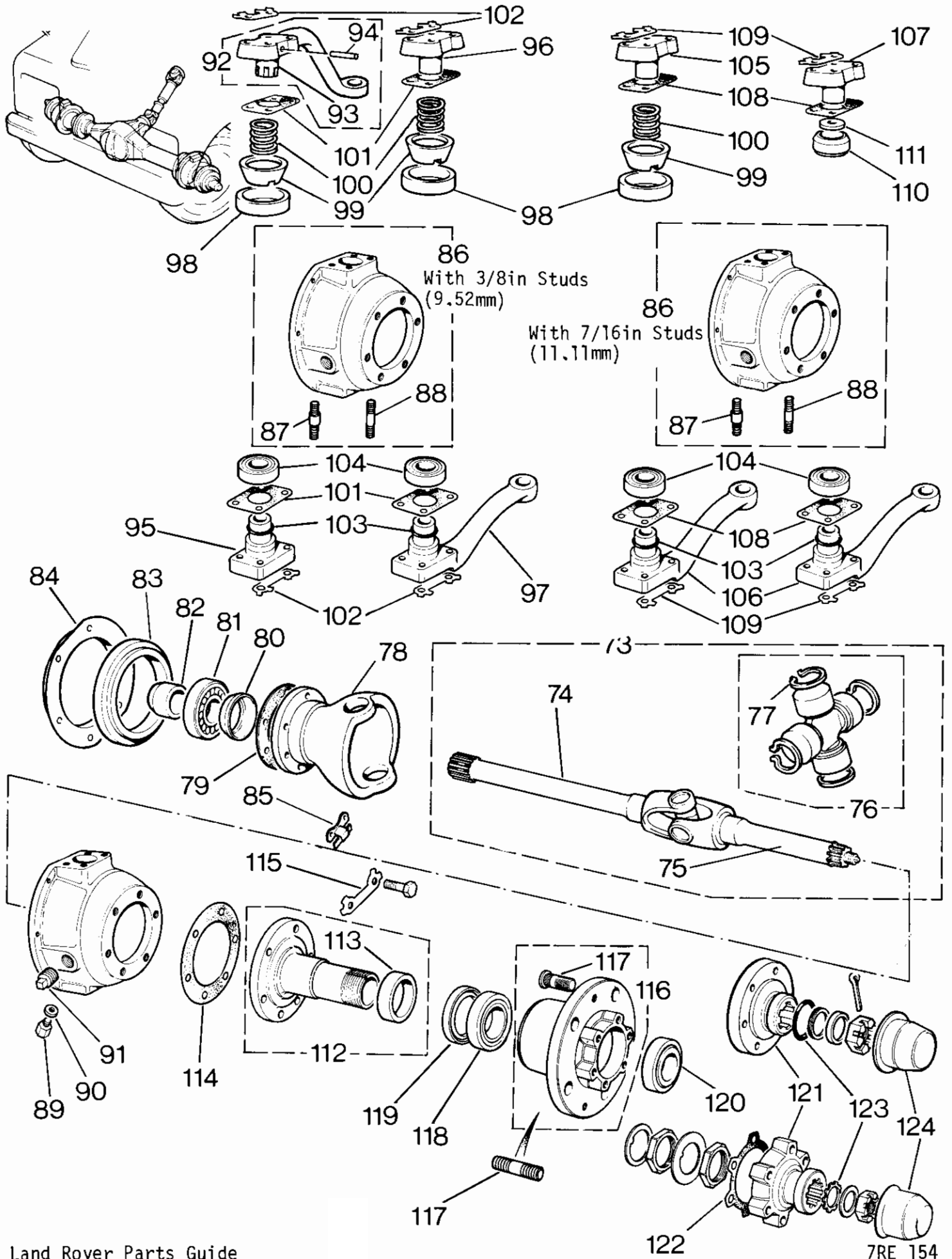


FIG.	DESCRIPTION	BASIC SER. IIA	1 TON SER. IIA	SER. III	
73	Halfshaft assembly—front				
	RH				
	Ser. IIA 88" and 109", Ser. III 88"	269265	—	269265	
	Ser. IIA 1 ton	—	540972	—	
	Ser. III 109"	—	—	576777	
	LH				
74	Halfshaft				
	RH	276719	—	276719	
	LH	276720	—	276720	
	Shaft—stub				
	Ser. IIA 88" and 109", Ser. III 88"	242520 (2)	—	242520 (2)	
	Ser. III 109"	—	—	608023 (2)	
76	Joint—universal	GUJ118 (2)	GUJ118 (2)	GUJ118 (2)	
	Clip	242522 (8)	242522 (8)	242522 (8)	
78	Housing—swivel pin bearing				
	Ser. IIA 88" and 109", Ser. III 88"	234789 (2)	—	234789 (2)	
	Ser. IIA 1 ton	—	539741 (2)	—	
	Ser. III 109"	—	—	539741 (2)	
79	Gasket—swivel pin bearing housing	GFG107 (2)	GFG107 (2)	GFG107 (2)	
	Piece—distance—halfshaft bearing	244151 (2)	244151 (2)	244151 (2)	
81	Bearing—halfshaft	244150 (2)	244150 (2)	244150 (2)	
	Collar—bearing retainer	90217398 (2)	90217398 (2)	90217398 (2)	
83	Seal—oil—swivel pin bearing housing	GHS1003 (2)	GHS1003 (2)	GHS1003 (2)	
	Retainer—oil seal	235968 (2)	235968 (2)	235968 (2)	
85	Stop—locating jack	90519206	90519206	90519206	
	Housing assembly—swivel pin				
86	9.52 mm ($\frac{3}{8}$ ")				
	Ser. IIA				
	RH	524875	—	—	
	LH	524874	—	—	
	11.11 mm ($\frac{7}{16}$ ")				
	Ser. IIA, Ser. III				
	RH	531005	531005	531005	
	LH	531004	531004	531004	
	87	Stud—steering lever and bracket			
		9.52 mm ($\frac{3}{8}$ ")			
		Ser. IIA pendant type ball joint	90508153 (2)	—	—
		Ser. IIA non-pendant type ball joint	90508153 (8)	—	—
88	11.11 mm ($\frac{7}{16}$ ")				
	Ser. IIA, Ser. III	531043 (4)	531043 (4)	531043 (4)	
	Stud—steering lever				
	9.52 mm ($\frac{3}{8}$ ")				
89	Ser. IIA pendant type ball joint	90508152 (6)	—	—	
	Ser. IIA non-pendant type ball joint	90508152 (8)	—	—	
	11.11 mm ($\frac{7}{16}$ ")				
	Ser. IIA, Ser. III	531494 (4)	531494 (4)	531494 (4)	
90	Plug—drain	236070 (2)	236070 (2)	236070 (2)	
	Washer—drain plug	230511 (2)	230511 (2)	230511 (2)	
91	Plug—filler	3292 (2)	3292 (2)	3292 (2)	
	Pin—swivel and steering lever	NLS	—	—	
93	Pin—swivel	239017 (2)	—	—	
	Pin—grooved—swivel pin	50453 (2)	—	—	
95	Rod assembly—track				
	Pin—swivel and bracket	217421 (2)	—	—	
96	Pin—swivel and bracket	90502714 (2)	—	—	
	Pin—swivel and steering lever				
97	RHD				
	RH	90502710	—	—	
	LH	NLS	—	—	
	LHD				
	RH	90502713	—	—	
	LH	NLS	—	—	
98	Rod assembly—track				
	Seat—cone	230858 (2)	—	—	
	Cone—bearing	238553 (2)	—	—	
100	Spring	242742 (2)	—	—	

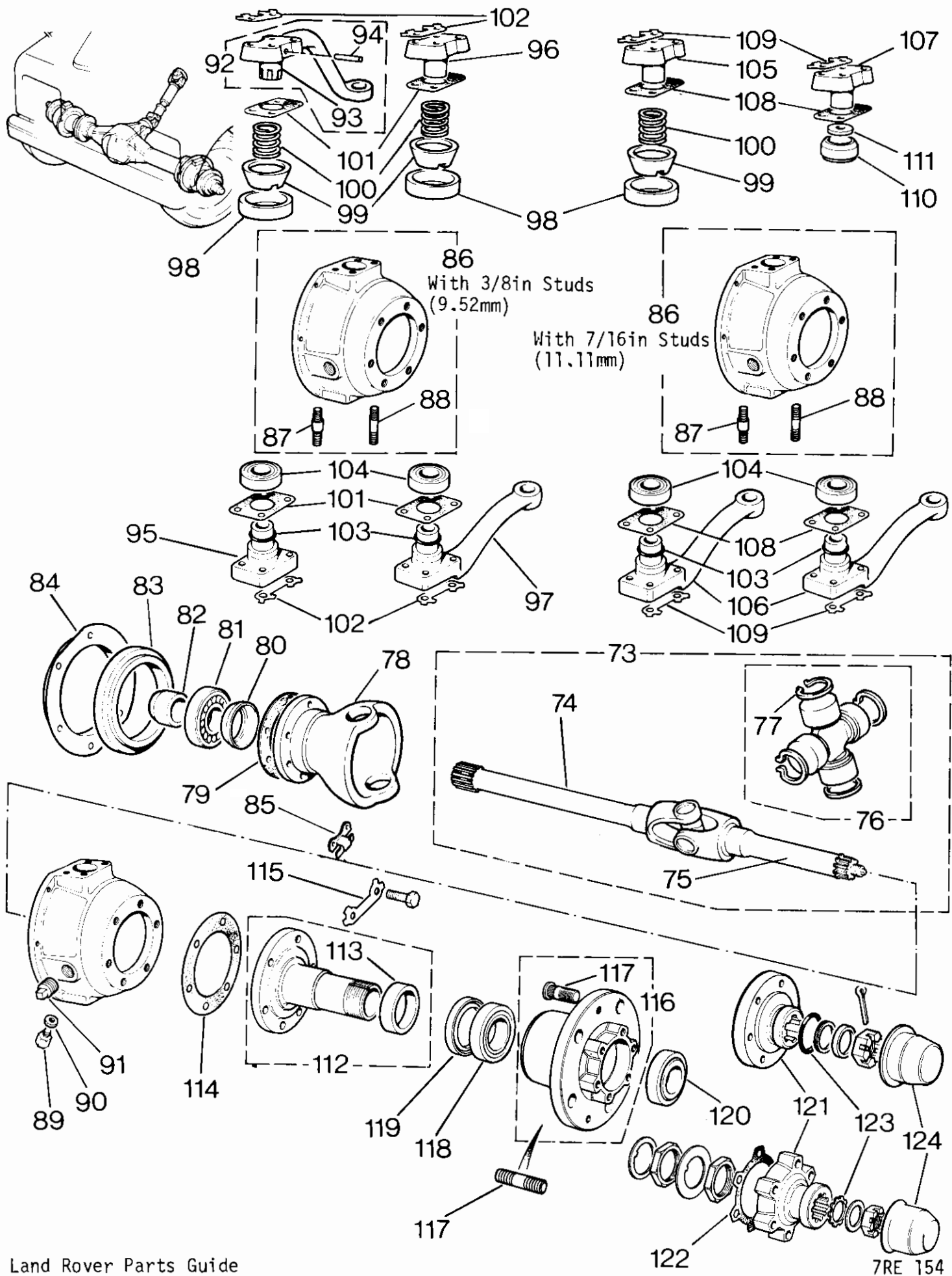
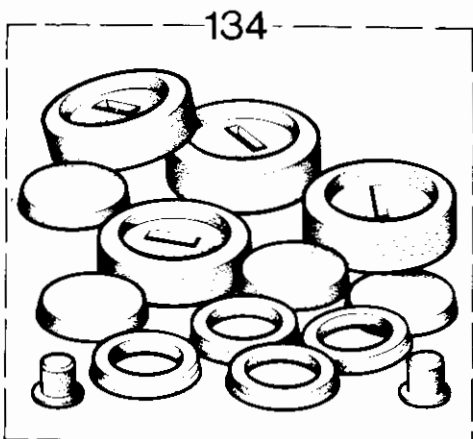
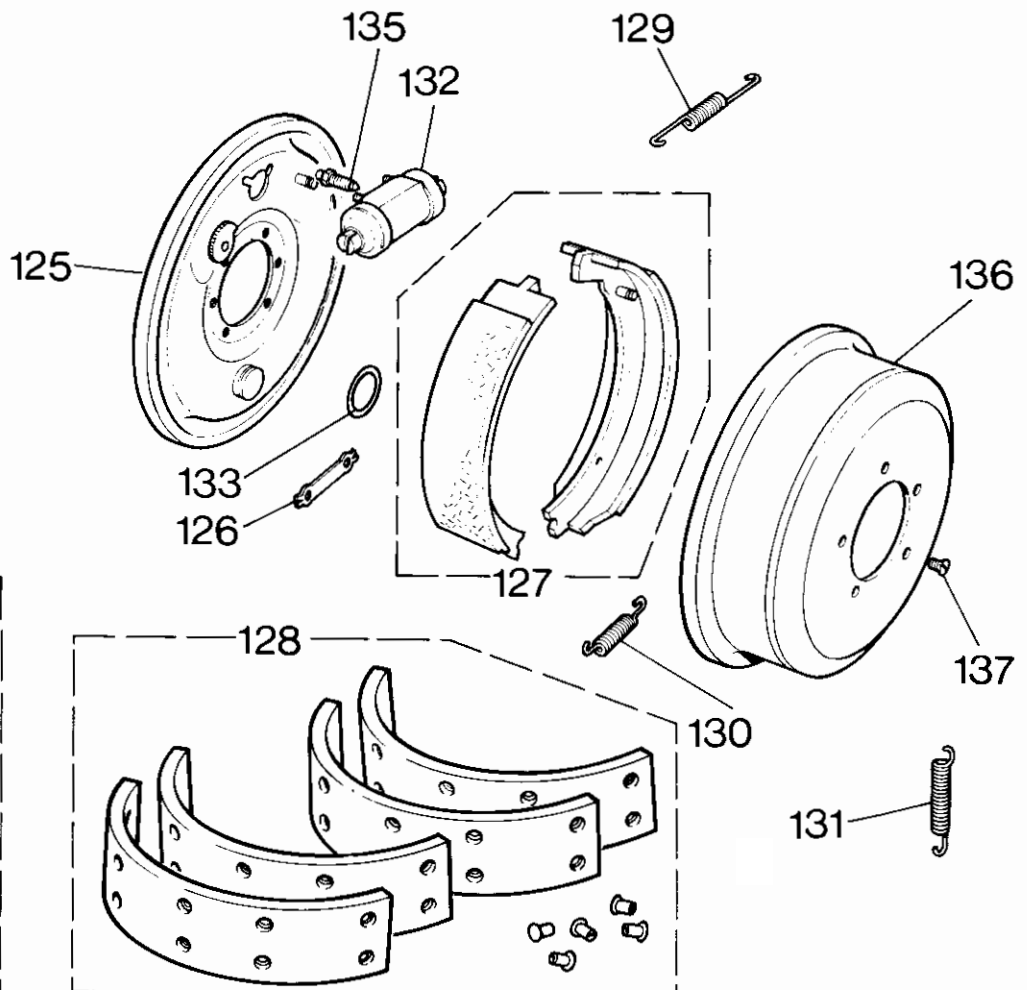
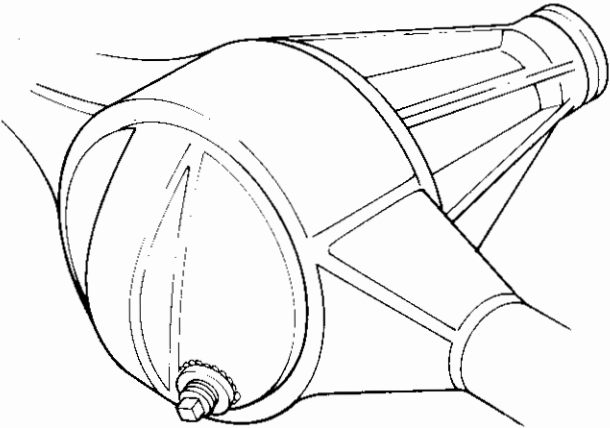
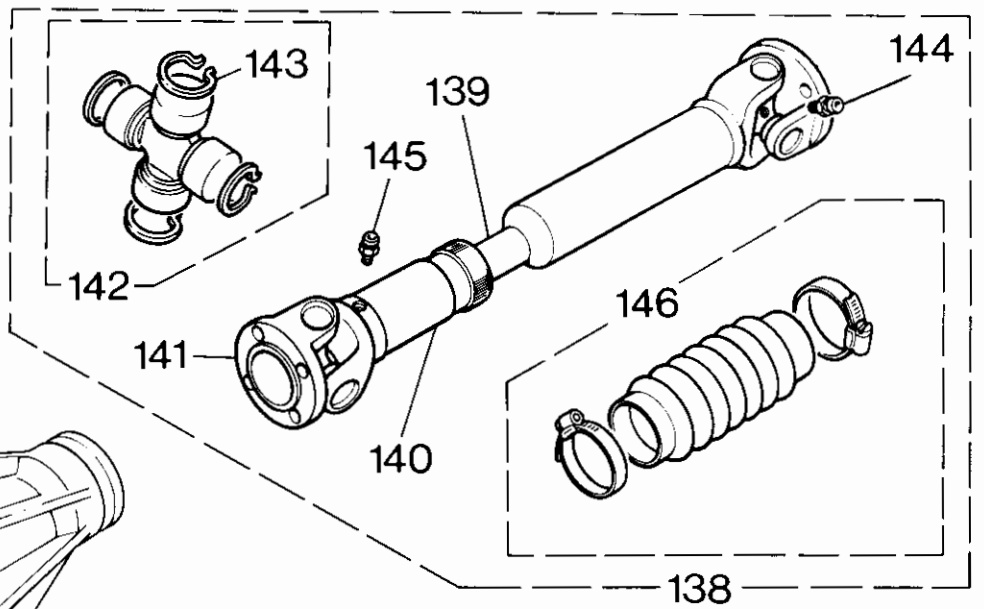
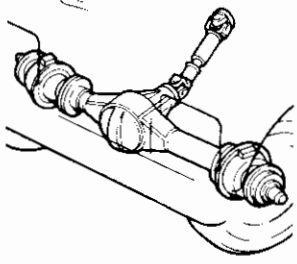


FIG.	DESCRIPTION	BASIC SER. IIA	1 TON SER. IIA	SER. III
101	Shim 0-076 mm (0-003") 0-127 mm (0-005") 0-254 mm (0-010") 0-762 mm (0-030")	230007 (A/R) 217453 (A/R) 217454 (A/R) 217455 (A/R)	— — — —	— — — —
	} For axles with $\frac{3}{8}$ " studs			
102	Locker	270287 (8)	—	—
103	'O' ring—swivel pin	531433 (2)	531433 (2)	531433 (2)
104	Bearing	217268 (2)	217268 (2)	217268 (2)
105	Pin—swivel and bracket	530992 (2)	—	—
106	Pin—swivel and steering lever			
	RHD			
	RH	530988	530988	530988
	LH	530989	530989	530989
	LHD			
	RH	530990	530990	530990
	LH	530991	530991	530991
	Rod assembly—track			
107	Pin—swivel and bracket	576583 (2)	576583 (2)	576583 (2)
108	Shim 0-076 mm (0-003") 0-127 mm (0-005") 0-254 mm (0-010") 0-762 mm (0-030")	530984 (A/R) 530985 (A/R) 530986 (A/R) 530987 (A/R)	530984 (A/R) 530985 (A/R) 530986 (A/R) 530987 (A/R)	530984 (A/R) 530985 (A/R) 530986 (A/R) 530987 (A/R)
109	Locker	531001 (8)	531001 (8)	531001 (8)
110	Bush and housing	539742 (2)	539742 (2)	539742 (2)
111	Washer—thrust	528702 (2)	528702 (2)	528702 (2)
112	Axle assembly—stub			
	Ser. IIA	599826 (2)	—	—
	Ser. IIA 1 ton	—	599827 (2)	—
	Ser. III 88"	—	—	599826 (2)
	Ser. III 109"	—	—	599827 (2)
113	Piece—distance	599698 (2)	599698 (2)	599698 (2)
114	Gasket—stub axle to swivel pin housing	GFG108 (2)	GFG108 (2)	GFG108 (2)
115	Locker	277311 (6)	277311 (6)	277311 (6)
116	Hub assembly—front			
	Ser. IIA, Ser. IIA 1 ton (→ch. suffix G)	561889 (2)	561889 (2)	—
	Ser. IIA 1 ton (ch. suffix H→), Ser. III	—	576844 (2)	576844 (2)
117	Stud			
	Ser. IIA, Ser. IIA 1 ton	561590 (10)	561590 (10)	—
	(→ch. suffix G)	561886 (10)	—	—
	Ser. IIA 1 ton (ch. suffix H→), Ser. III	—	576825 (10)	576825 (10)
118	Bearing—inner	GHB162 (2)	GHB162 (2)	GHB162 (2)
119	Seal—oil—inner bearing	GHS177 (2)	GHS177 (2)	GHS177 (2)
120	Bearing—outer	GHB163 (2)	GHB163 (2)	GHB163 (2)
121	Member—hub driving			
	Ser. IIA	571235 (2)	—	—
	Ser. IIA 1 ton	—	571711 (2)	—
	Ser. III 88"	—	—	571235 (2)
	Ser. III 109"	—	—	571711 (2)
122	Gasket—driving hub member	GFG106 (2)	GFG106 (2)	GFG106 (2)
123	Seal—oil—stub shaft			
	Ser. IIA	GHS1002 (2)	—	—
	Ser. IIA 1 ton	—	549477 (2)	—
	Ser. III 88"	—	—	GHS1002 (2)
	Ser. III 109"	—	—	GHS1007 (2)
124	Cap—hub	219098 (2)	219098 (2)	219098 (2)



Land Rover Parts Guide

7RE 155

FIG.	DESCRIPTION	BASIC SER. IIA	1 TON SER. IIA	SER. III
125	Plate assembly—back—front brake			
	88" RH	515405	—	515405
	88" LH	515406	—	515406
	109" RH } 4 cyl.	246566	246566	246566
	109" LH } 4 cyl.	246565	246565	246565
	109" RH } 6 cyl.	600203	600203	600203
126	Locker	600202	600202	600202
		277311 (6)	277311 (6)	277311 (6)
127	Shoe assembly			
	88"	GBS178	—	GBS178
	109"—4 cyl.	GBS160	GBS160	GBS160
128	109"—6 cyl.	GBS179	GBS179	GBS179
	Linings and rivets			
	88"	504577 (4)	—	504577 (4)
129	109"—4 cyl.	510573 (4)	510573 (4)	510573 (4)
	109"—6 cyl.	606700 (2)	606700 (2)	606700 (2)
	Spring—pull-off			
130	88"	503981 (2)	—	503981 (2)
	Spring—pull-off			
131	88"	218983 (2)	—	218983 (2)
	Spring—pull-off			
132	109"	234889 (4)	234889 (4)	234889 (4)
	Cylinder assembly—wheel			
133	88" RH	GWC305	—	GWC305
	88" LH	GWC306	—	GWC306
	109" RH } 4 cyl.	GWC304 (2)	GWC304 (2)	GWC304 (2)
	109" LH } 4 cyl.	GWC303 (2)	GWC303 (2)	GWC303 (2)
	109" RH } 6 cyl.	GWC302 (2)	GWC302 (2)	GWC302 (2)
	109" LH } 6 cyl.	GWC301 (2)	GWC301 (2)	GWC301 (2)
134	Ring—sealing—cylinder			
	109" only	505790 (4)	505790 (4)	505790 (4)
135	Kit—wheel cylinder repair			
	88"	275744	—	275744
	109"—4 cyl.	266684	266684	266684
	109"—6 cyl.	600210	600210	600210
136	Screw—bleed	556508 (2)	556508 (2)	556508 (2)
	Drum—brake			
137	Ser. IIA (→ch. suffix G)			
	88"	591661 (2)	—	—
	109"—4 cyl.	516599 (2)	516599 (2)	—
	109"—6 cyl.	522593 (2)	522593 (2)	—
	Ser. IIA (suffix H→), Ser. III			
	88"	591039 (2)	—	591039 (2)
109"—4 cyl.	576973 (2)	576973 (2)	576973 (2)	
137	109"—6 cyl.	576974 (2)	576974 (2)	576974 (2)
	Set screw—brake drum	1510 (6)	1510 (6)	1510 (6)

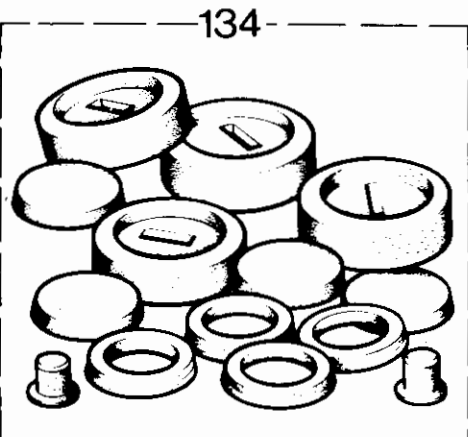
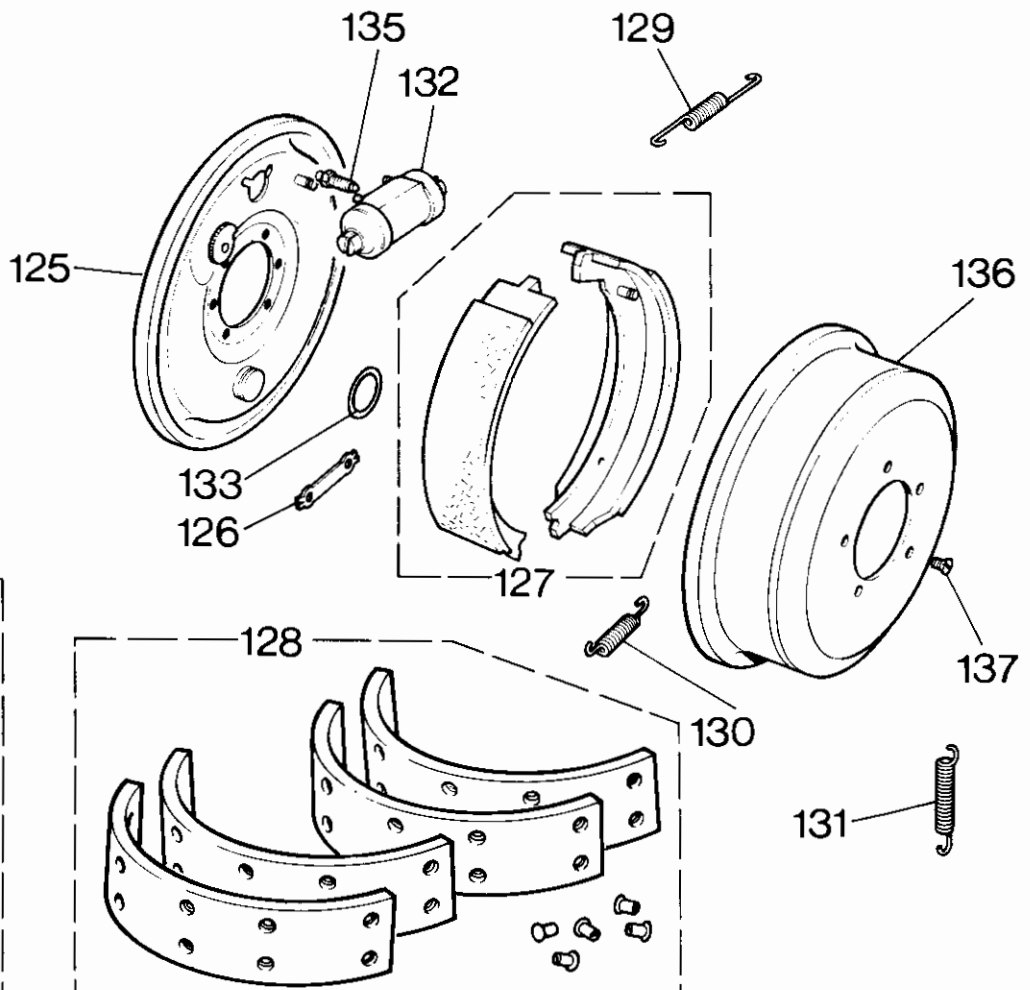
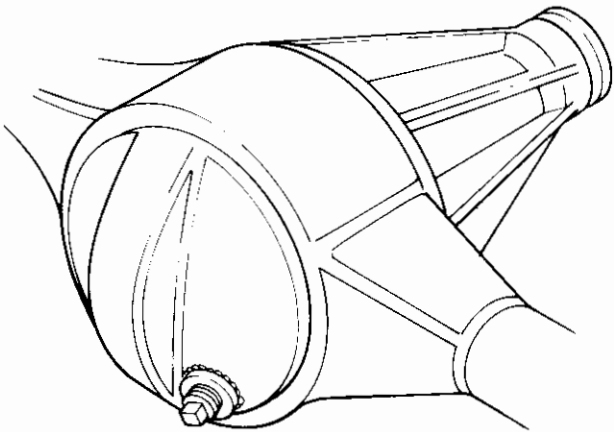
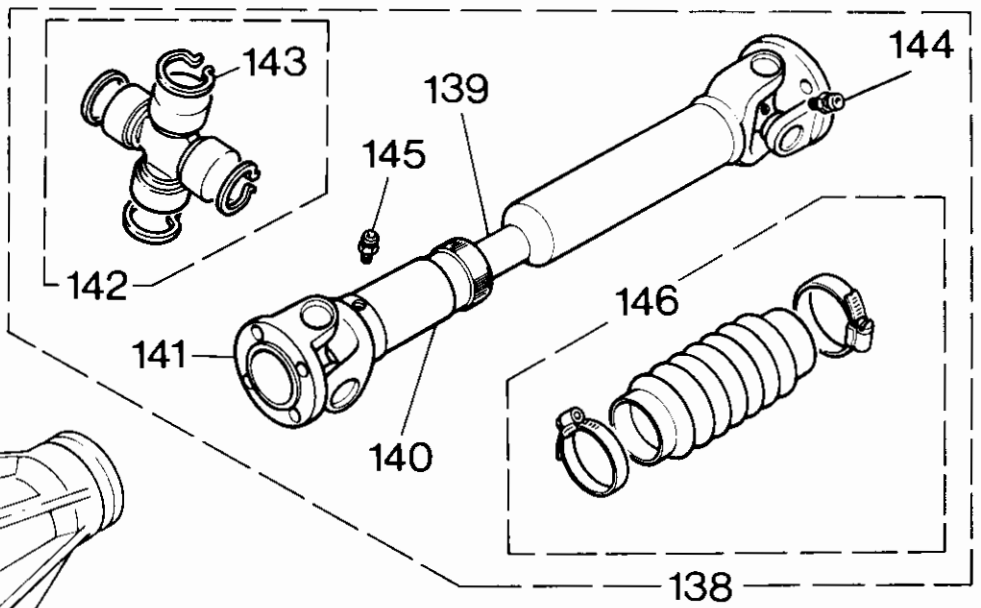
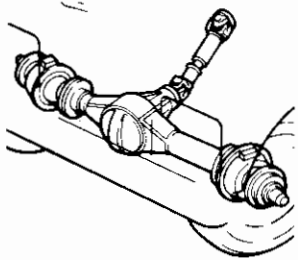


FIG.	DESCRIPTION	88"	109" 4 CYL.	109" 6 CYL.
138	Shaft—propeller—front Ser. IIA, Ser. III Ser. IIA 1 ton	553000 —	553000 533640	556449 576217
139	Shaft—splined—stub	601790	601790	601790
140	Shaft—splined—end Ser. IIA (→axle suffix G) Ser. IIA (axle suffix H→), Ser. IIA 1 ton, Ser. III	262468 8407	262468 8407	262468 8407
141	Flange Ser. IIA (→axle suffix G) Ser. IIA (axle suffix H→), Ser. IIA 1 ton, Ser. III	262469 (2) 600656 (2)	262469 (2) 600656 (2)	262469 (2) 600656 (2)
142	Journal Ser. IIA (→axle suffix G) Ser. IIA (axle suffix H→), Ser. IIA 1 ton, Ser. III	GUJ116 (2) GUJ117 (2)	GUJ116 (2) GUJ117 (2)	GUJ116 (2) GUJ117 (2)
143	Circlip—journal	242522 (8)	242522 (8)	242522 (8)
144	Nipple—grease Journal 29-37 mm ($1\frac{5}{8}$ ") 19-45 mm ($\frac{49}{8}$ ")	232557 (2) 549229 (2)	232557 (2) 549229 (2)	232557 (2) 549229 (2)
145	Sleeve shaft Angled Ser. IIA Straight Ser. IIA, Ser. III	276201 234532	276201 234532	276201 234532
146	Kit—dust cover	276484	276484	276484

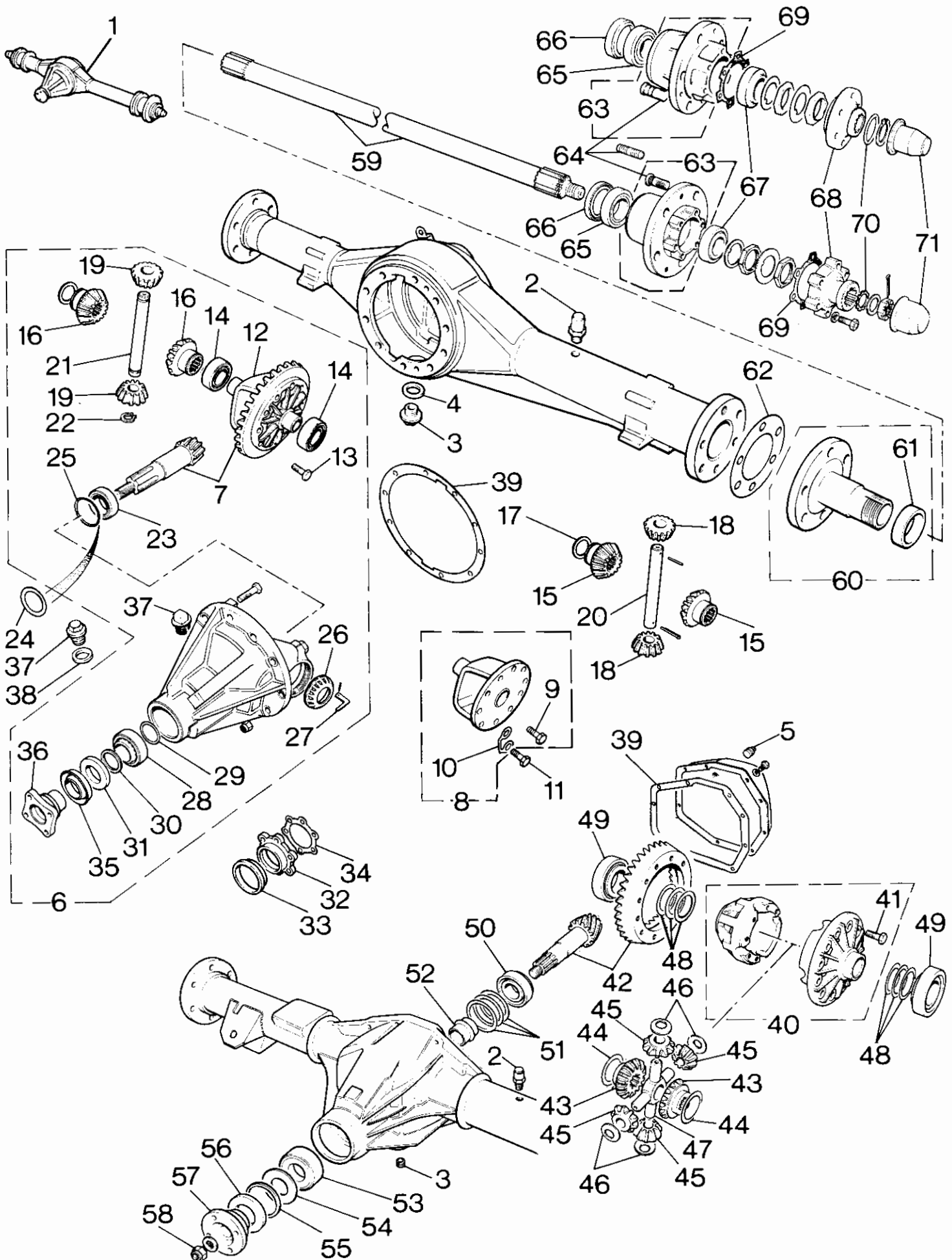


FIG.	DESCRIPTION	SER. IIA	1 TON SER. IIA	SER. III 88"	SER. III 109"
1	Axle assembly—rear 88" 109"	622284 591544	— NLS	622284 —	— FRC2126 a
2	Breather	515845	515845	515845	515845
3	Plug—drain	235592	235592	235592	607172
4	Washer	515599	515599	515599	—
5	Plug—filler	—	3294	—	607172
6	Differential assembly—rear 88"	— 594484N	—	— 594484N	—
7	Crown wheel and bevel pinion 88"	608457	—	608457	—
8	Casing assembly Ser. IIA, Ser. III 88" (→axle suffix B)	273441	—	273441	—
9	Bolt	272934 (2)	—	272934 (2)	—
10	Locker	272922 (5)	—	272922 (5)	—
11	Bolt	237339 (8)	—	237339 (8)	—
12	Casing Ser. III 88" (axle suffix C→)	—	—	594487	—
13	Bolt Ser. III 88" (axle suffix C→)	—	—	593692 (10)	—
14	Bearing—taper roller Wheel—differential	41045 (2)	—	41045 (2)	—
15	Ser. IIA, Ser. III 88" (→axle suffix B)	533794 (2)	—	533794 (2)	—
16	Ser. III 88" (axle suffix C→)	—	—	599943 (2)	—
17	Washer—thrust Ser. IIA, Ser. III 88" (→axle suffix B)	533786 (2)	—	533786 (2)	—
	1.02 mm (0.040") } A/R	533787 (2)	—	533787 (2)	—
	1.14 mm (0.045") }	533788 (2)	—	533788 (2)	—
	1.27 mm (0.050") }				
18	Pinion—differential Ser. IIA, Ser. III 88" (→axle suffix B)	533777 (2)	—	533777 (2)	—
19	Ser. III 88" (axle suffix C→)	—	—	599944 (2)	—
20	Spindle—pinion Ser. IIA, Ser. III 88" (→axle suffix B)	539703	—	539703	—
21	Ser. III 88" (axle suffix C→)	—	—	599945	—
22	Circlip—pinion wheel Ser. III 88" (axle suffix C→)	—	—	241999 (2)	—
23	Bearing—bevel pinion—inner Ser. IIA (→axle suffix A) Ser. IIA (axle suffix B→), Ser. III 88"	219544 539706	— —	— 539706	— —
24	Washer—bearing shim Ser. IIA (→axle suffix A)	502248 (2)	—	—	—
25	Shim Ser. IIA (axle suffix A)	230438 (A/R)	—	—	—
	0.076 mm (0.003")	230439 (A/R)	—	—	—
	0.127 mm (0.005")	230440 (A/R)	—	—	—
	0.254 mm (0.010")	233678 (A/R)	—	—	—
	0.508 mm (0.020")				
	Ser. IIA (axle suffix B→G)	539711 (A/R)	—	—	—
	0.508 mm (0.020")	539713 (A/R)	—	—	—
	0.559 mm (0.022")	539715 (A/R)	—	—	—
	0.610 mm (0.024")	539717 (A/R)	—	—	—
	0.762 mm (0.030")				
	Ser. IIA (axle suffix H→), Ser. III 88"	549230 (A/R)	—	549230 (A/R)	—
	0.976 mm (0.038")	549232 (A/R)	—	549232 (A/R)	—
	1.02 mm (0.040")	549234 (A/R)	—	549234 (A/R)	—
	1.07 mm (0.042")	549236 (A/R)	—	549236 (A/R)	—
	1.12 mm (0.044")	549238 (A/R)	—	549238 (A/R)	—
	1.17 mm (0.046")	549240 (A/R)	—	549240 (A/R)	—
	1.22 mm (0.048")	549242 (A/R)	—	549242 (A/R)	—
	1.27 mm (0.050")	549244 (A/R)	—	549244 (A/R)	—
	1.32 mm (0.052")				

a less brakes—shafts and hubs = 607247

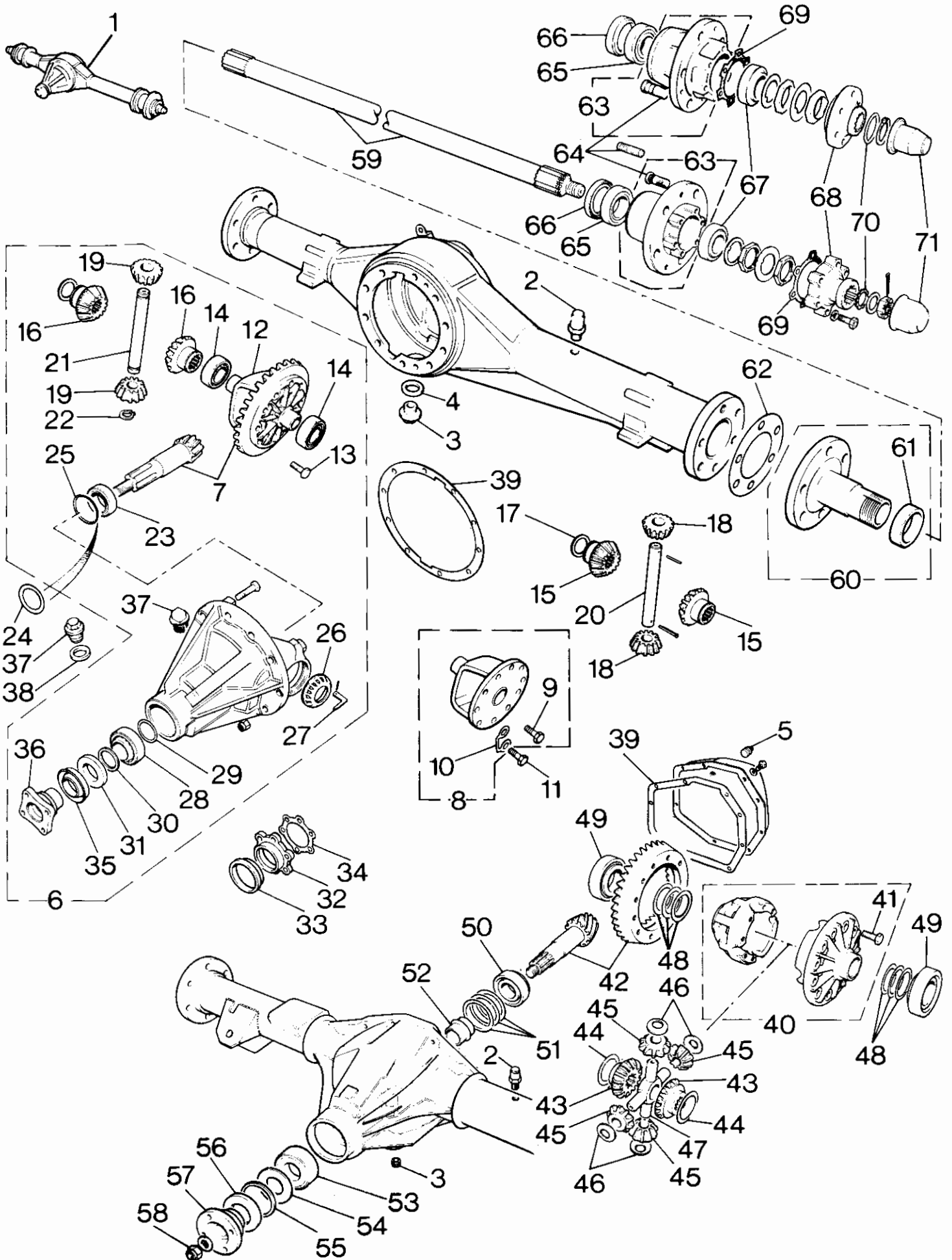


FIG.	DESCRIPTION	SER. IIA	1 TON SER. IIA	SER. III 88"	SER. III 109"
	1-37 mm (0-052")	549246 (A/R)	—	549246 (A/R)	—
	1-42 mm (0-056")	549248 (A/R)	—	549248 (A/R)	—
	1-47 mm (0-058")	549250 (A/R)	—	549250 (A/R)	—
	1-52 mm (0-060")	549252 (A/R)	—	549252 (A/R)	—
	1-59 mm (0-062")	576236 (A/R)	—	576236 (A/R)	—
	1-61 mm (0-063")	576237 (A/R)	—	576237 (A/R)	—
	1-63 mm (0-064")	576238 (A/R)	—	576238 (A/R)	—
	1-65 mm (0-065")	576239 (A/R)	—	576239 (A/R)	—
26	Nut—serrated—bearing adjustment	40756 (2)	—	40756 (2)	—
27	Tab—locking	576895 (2)	—	576895 (2)	—
28	Bearing—flange end				
	Ser. IIA (→axle suffix A)	219550	—	—	—
	Ser. IIA (axle suffix B →), Ser. III 88"	539707	—	539707	—
29	Shim				
	Ser. IIA (→axle suffix A)				
	0-076 mm (0-003")	219547 (A/R)	—	—	—
	0-127 mm (0-005")	219548 (A/R)	—	—	—
	0-254 mm (0-010")	219549 (A/R)	—	—	—
	0-508 mm (0-020")	233677 (A/R)	—	—	—
	Ser. IIA (axle suffix B →), Ser. III 88"				
	1-83 mm (0-072")	539718 (A/R)	—	539718 (A/R)	—
	1-88 mm (0-074")	539720 (A/R)	—	539720 (A/R)	—
	1-93 mm (0-076")	539722 (A/R)	—	539722 (A/R)	—
	2-05 mm (0-081")	539724 (A/R)	—	539724 (A/R)	—
	Ser. III 88"				
	1-52 mm (0-060")	—	—	FRC1193 (A/R)	—
	1-59 mm (0-062")	—	—	FRC1195 (A/R)	—
	1-64 mm (0-064")	—	—	FRC1197 (A/R)	—
	1-69 mm (0-066")	—	—	FRC1199 (A/R)	—
	1-74 mm (0-068")	—	—	FRC1201 (A/R)	—
	1-78 mm (0-070")	—	—	FRC1203 (A/R)	—
30	Washer—pinion bearing				
	Ser. IIA (→axle suffix A)	231242	—	—	—
	Ser. IIA (axle suffix B →), Ser. III 88"	539745	—	539745	—
31	Seal—oil—pinion	217507	—	217507	—
32	Retainer—oil seal				
	Ser. IIA (→axle suffix A)	236547	—	—	—
33	Mudshield—retainer				
	Ser. IIA (→axle suffix A)	236546	—	—	—
34	Gasket—oil seal retainer				
	Ser. IIA (→axle suffix A)	553412	—	—	—
35	Mudshield—drive flange	236072	—	236072	—
36	Flange—drive—bevel pinion	236632	—	236632	—
37	Plug—oil filler				
	Ser. IIA (→vehicle suffix G)	533358	—	—	—
	Ser. IIA (vehicle suffix H →), Ser. III 88"	3294	—	3294	—
38	Washer—joint—filler plug				
	Ser. IIA (→vehicle suffix G)	6009	—	—	—
39	Gasket				
	Ser. IIA, Ser. III 88"	7316	—	7316	—
	Ser. III 109"	—	—	—	RTC1139
40	Case—differential	—	—	—	607164
41	Bolt—differential case				
	Coarse thread	—	—	—	90607193 (12)*
	Fine thread	—	—	—	RTC773 (12)*
42	Crown wheel and bevel pinion	—	—	—	RTC1392
43	Wheel—differential	—	—	—	607166 (2)
44	Washer—thrust—differential wheel	—	—	—	607169 (2)
45	Wheel—pinion	—	—	—	607167 (4)
46	Washer—thrust	—	—	—	607168 (4)
47	Shaft—cross	—	—	—	90607170

* Alternatives

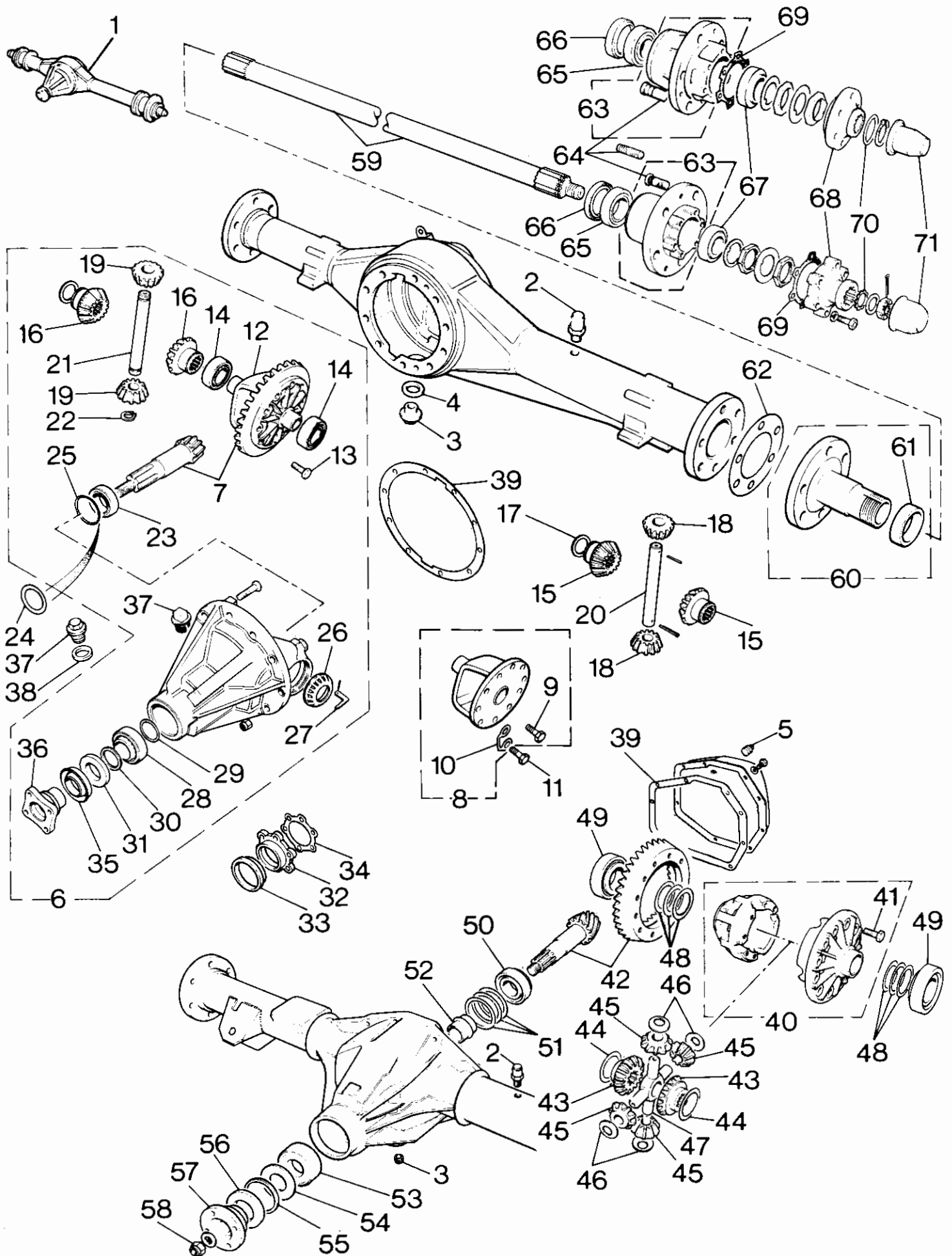


FIG.	DESCRIPTION	SER. IIA	1 TON SER. IIA	SER. III 88"	SER. III 109"
48	Shim—differential bearing 0.076 mm (0.003") 0.127 mm (0.005") 0.254 mm (0.010") 0.762 mm (0.030")	— — — —	— — — —	— — — —	607188 (A/R) 607189 (A/R) 607190 (A/R) 607191 (A/R)
49	Bearing—taper roller—differential	—	—	—	607187 (2)
50	Bearing—bevel pinion	—	—	—	607180
51	Shim—bevel pinion bearing 0.076 mm (0.003") 0.127 mm (0.005") 0.254 mm (0.010")	— — —	— — —	— — —	607177 (A/R) 607178 (A/R) 607179 (A/R)
52	Spacer—bevel pinion	—	—	—	607197
53	Bearing—flange end	—	—	—	607181
54	Thrower—oil	—	—	—	607182
55	Gasket	—	—	—	607183
56	Seal—oil	—	—	—	AAU3381
57	Flange—drive	—	—	—	607185
58	Nut flange—self locking	—	—	—	90608545
59	Halfshaft—rear Short Long	591378 591379	533579 533580	591378 591379	576767 576768
60	Sleeve assembly—hub bearing	599828	599828	599828	599828
61	Piece—distance	599698 (2)	599698 (2)	599698 (2)	599698 (2)
62	Gasket—bearing sleeve to casing	GFG103 (2)	GFG103 (2)	GFG103 (2)	GFG103 (2)
63	Hub assembly—rear Ser. IIA (→ch. suffix G) Ser. IIA (ch. suffix H→), Ser. III	561889 (2) 576844 (2)	561889 (2) 576844 (2)	— 576844 (2)	— 576844 (2)
64	Stud—road wheel Ser. IIA (plain) Ser. IIA (serrated) Ser. IIA 1 ton (→ch. suffix G) Ser. IIA 1 ton (ch. suffix H→), Ser. III 109" Ser. IIA (ch. suffix H→), Ser. III 88"	561590 (10) 561886 (10) — — — 576825 (10)	— — 561590 (10) — 576825 (10)	— — — — — 576825 (10)	— — — — — 576825 (10)
65	Bearing—inner hub	GHB162 (2)	GHB162 (2)	GHB162 (2)	GHB162 (2)
66	Seal—oil—inner hub bearing	GHS177 (2)	GHS177 (2)	GHS177 (2)	GHS177 (2)
67	Bearing—outer—hub	GHB163 (2)	GHB163 (2)	GHB163 (2)	GHB163 (2)
68	Member—rear hub drive	571235 (2)	571711 (2)	571235 (2)	571711 (2)
69	Gasket—drive member to hub	GFG106 (2)	GFG106 (2)	GFG106 (2)	GFG106 (2)
70	Seal—oil	GHS1002 (2)	GHS1007 (2)	GHS1002 (2)	GHS1007 (2)
71	Cap—hub	219098 (2)	219098 (2)	219098 (2)	219098 (2)

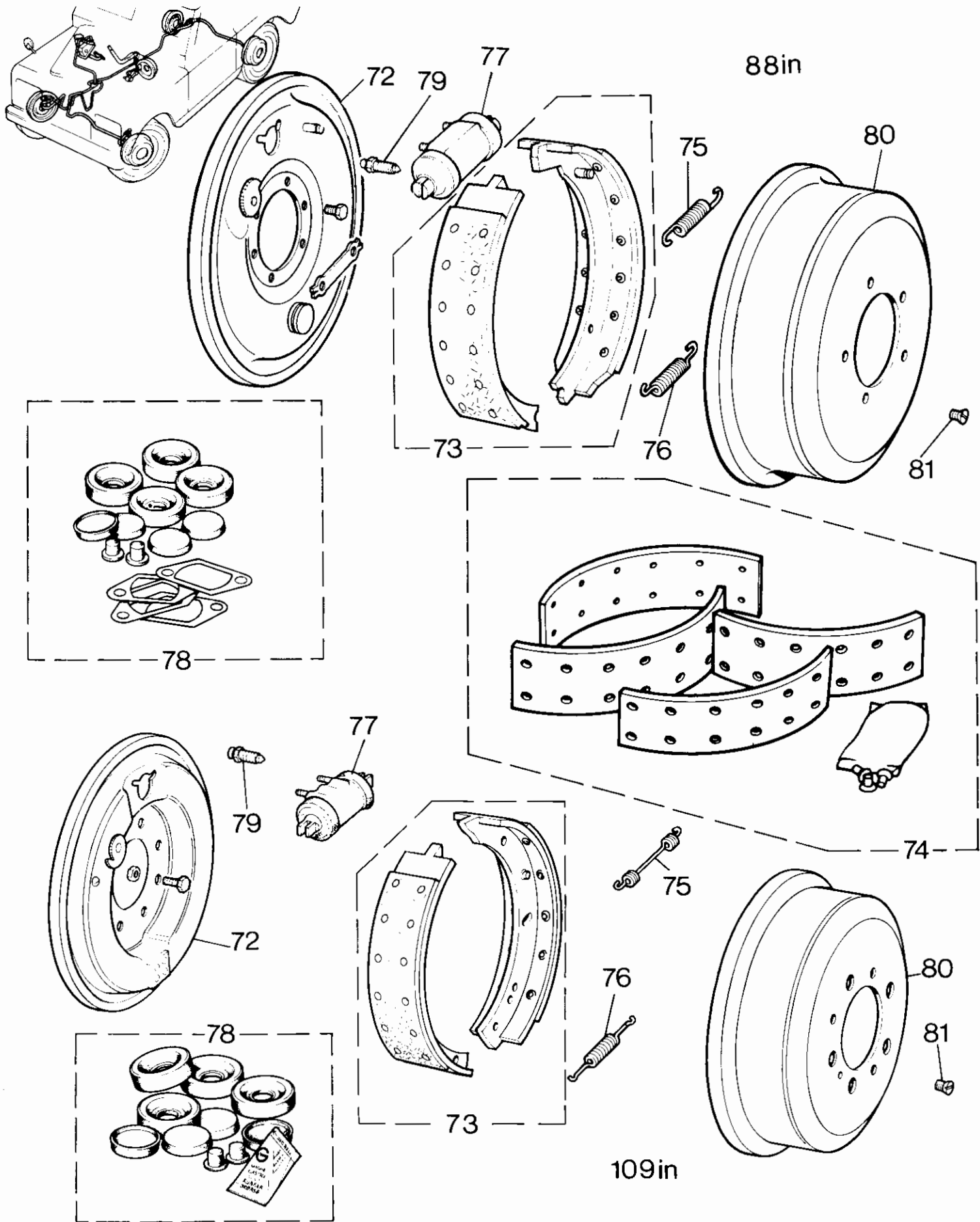


FIG.	DESCRIPTION	88"	109"
72	Plate assembly—rear brake Rover and ENV axles RH LH	515405 515406	531889 531888
73	Shoe assembly	GBS178	GBS550
74	Lining and rivets	504577 (4)	510575 (4)
75	Spring—pull-off		
76	Upper	503981 (2)	548169 (2)
77	Lower	218983 (2)	531893 (2)
77	Cylinder assembly—wheel RH LH	GWC1308 GWC1307	GWC305 GWC306
78	Kit—wheel cylinder repair	266687	275744
79	Screw—bleed	556508 (2)	556508 (2)
80	Drum—brake Ser. IIA (→ch. suffix G)	591661 (2)	516599 (2)
80	Ser. IIA (ch. suffix H→), Ser. III	591039 (2)	576973 (2)
81	Set screw—brake drum	1510 (6)	1510 (6)

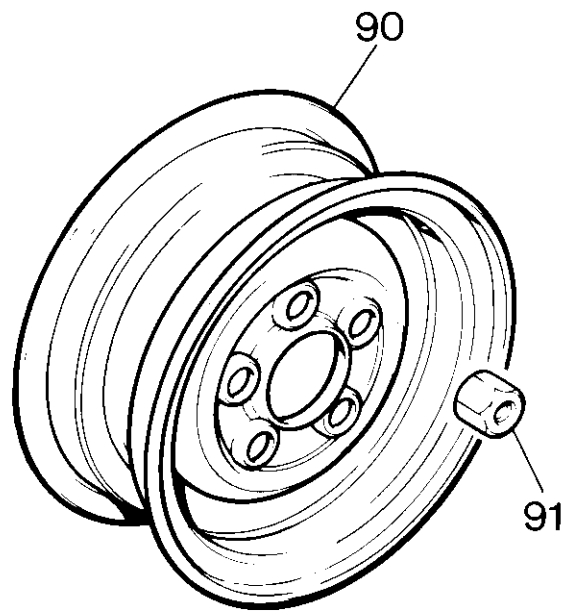
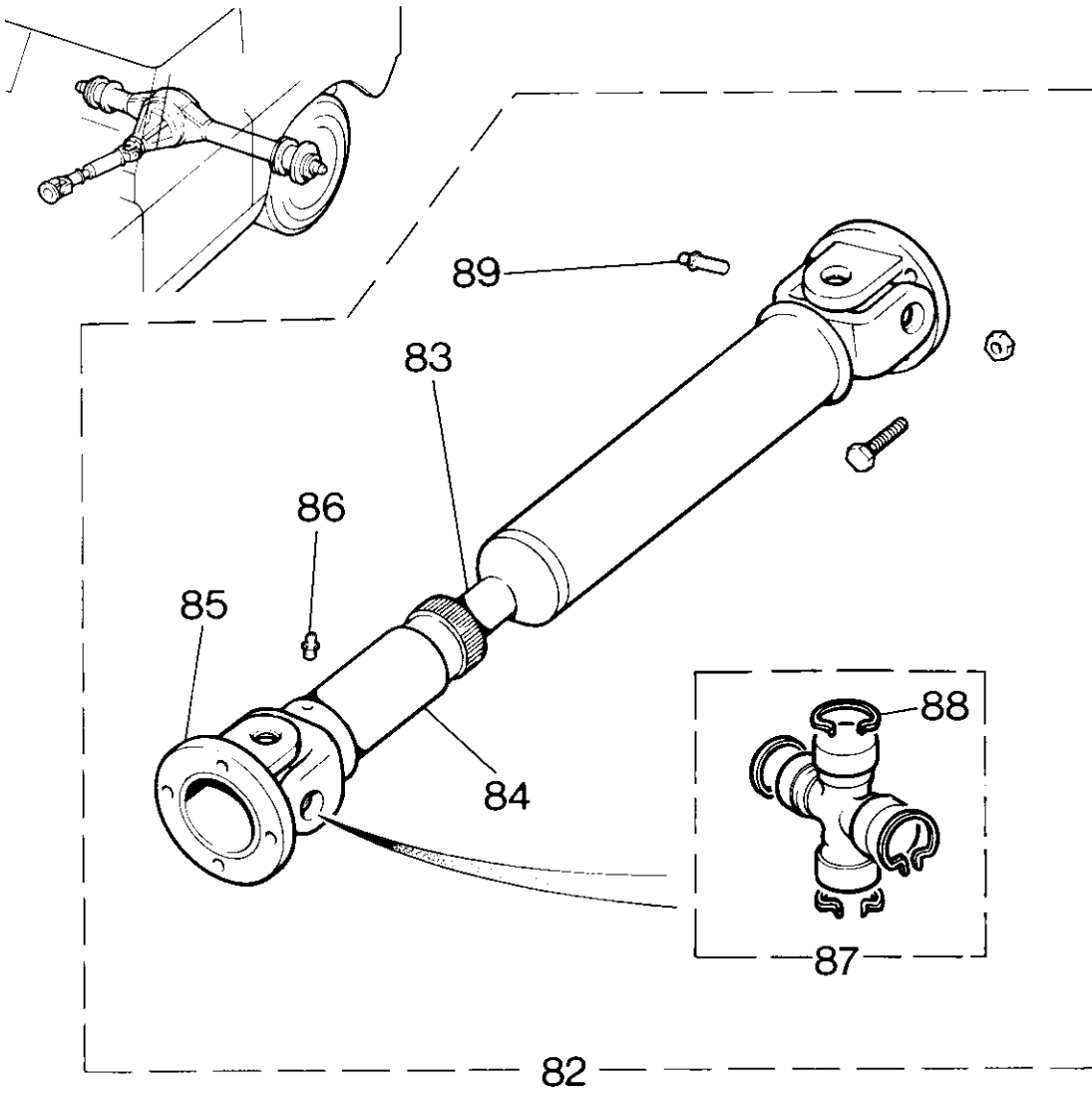


FIG.	DESCRIPTION	88"	109"
82	Shaft—propeller—rear		
	4 cyl.		
	Ser. IIA	553001	553002
	Ser. IIA 1 ton	—	533639
	Ser. III	553001	591279
	6 cyl.		
	Ser. IIA	—	556450
	Ser. IIA 1 ton	—	591279
	Ser. III	—	591283
83	Shaft—splined—stub	601790	601790
84	End—splined		
	Ser. IIA	262468*	262468*
85	Ser. IIA, Ser. III	8407**	8407**
	Flange		
	Ser. IIA	262469 (2)*	262469 (2)*
	Ser. IIA, Ser. III	600656 (2)**	600656 (2)**
86	Nipple—grease—shaft sleeve		
	angled		
	Ser. IIA	276201	276201
	straight		
	Ser. IIA, Ser. III	234532	234532
87	Joint—universal		
	Ser. IIA 74-61 mm ($2\frac{1}{8}$ ")	GUJ116 (2)	GUJ116 (2)
	Ser. IIA, Ser. III 81-76 mm ($3\frac{1}{2}$ ")	GUJ117 (2)	GUJ117 (2)
88	Circlip	242522 (8)	242522 (8)
89	Nipple—grease—universal joint		
	Ser. IIA 29-37 mm ($1\frac{5}{8}$ ")	232557 (2)	232557 (2)
	Ser. IIA, Ser. III 19-45 mm ($\frac{3}{4}$ ")	549229 (2)	549229 (2)
90	Wheel—road		
	Ser. IIA, Ser. III	231601 (5)	—
	Ser. IIA U.S.A.	526753 (5)	—
	Ser. IIA offset-centre line 46-04 mm ($1\frac{3}{8}$ ")	—	272309 (5)
	Ser. IIA, Ser. III offset-centre line 33-34 mm ($1\frac{5}{8}$ ")	—	569690 (5)
	Ser. IIA 1 ton	—	569204 (5)
91	Nut—road wheel		
	Ser. IIA 25-40 mm (1")	217361 (20)	217361 (20)
	17-46 mm ($1\frac{1}{8}$ ")	561254 (20)	561254 (20)
	19-05 mm ($\frac{3}{4}$ ")	576103 (20)	576103 (20)
	Ser. IIA, Ser. III 16 mm ($\frac{5}{8}$ ")	90577473 (20)	90577473 (20)

* Use with Joint-universal GUJ116

** Use with Joint-universal GUJ117

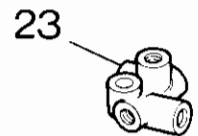
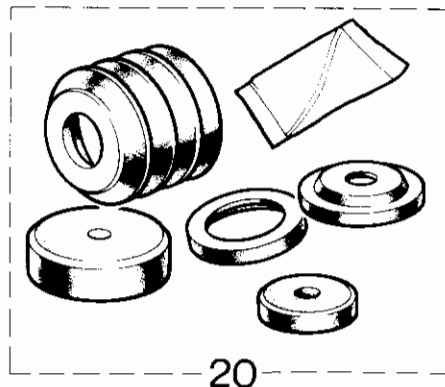
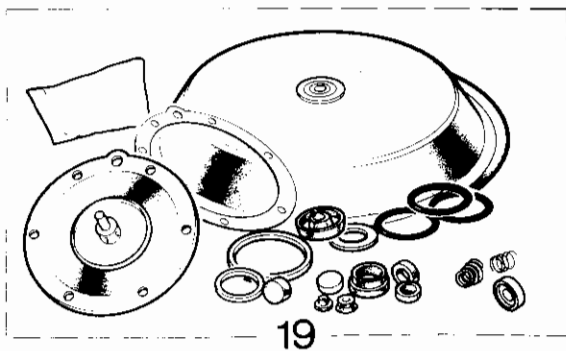
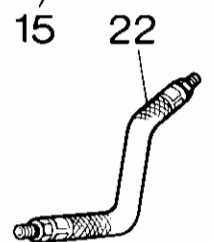
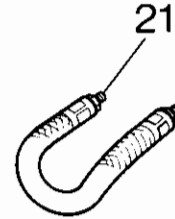
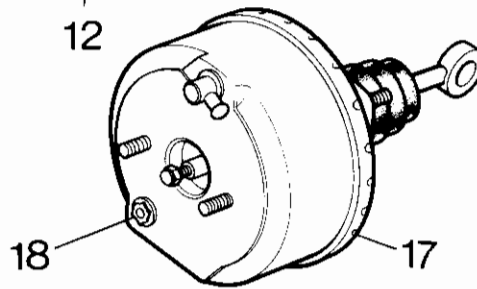
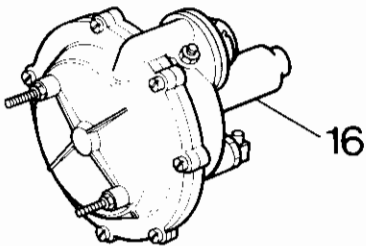
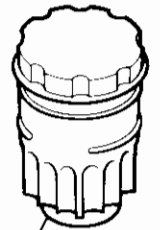
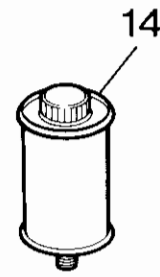
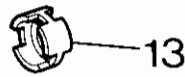
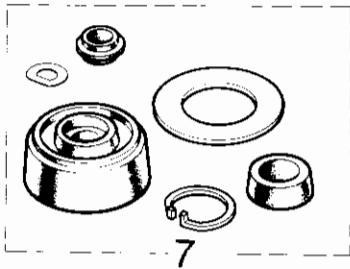
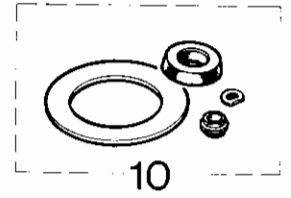
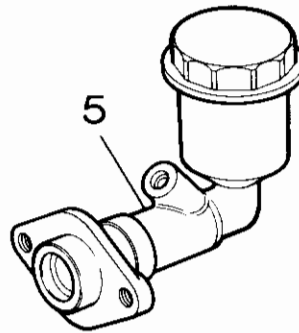
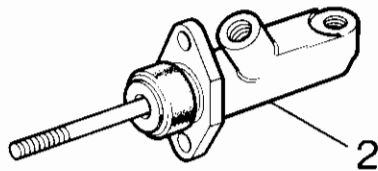
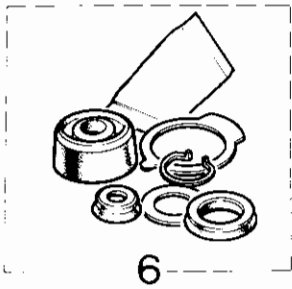
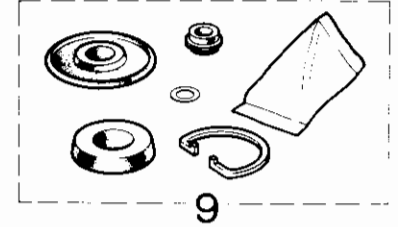
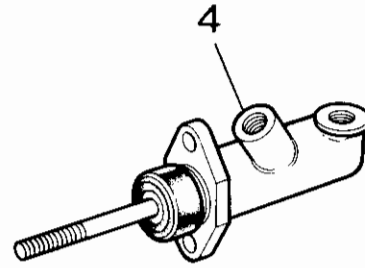
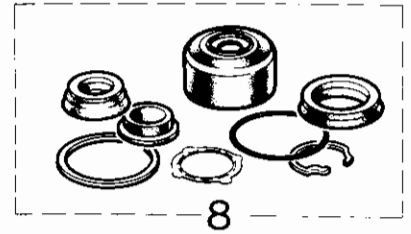
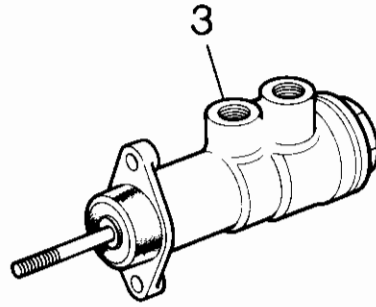
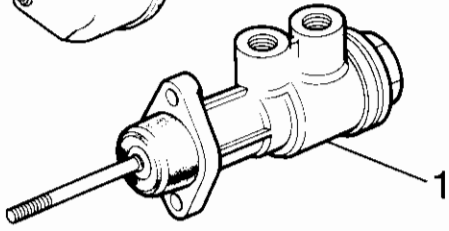
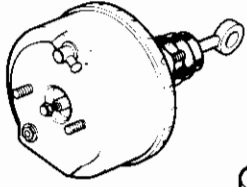
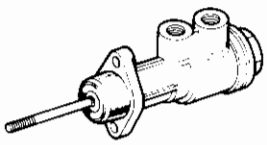
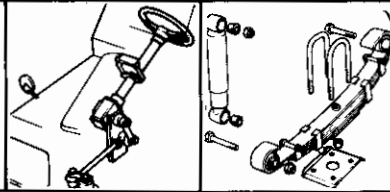
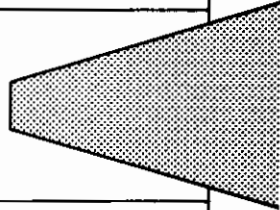


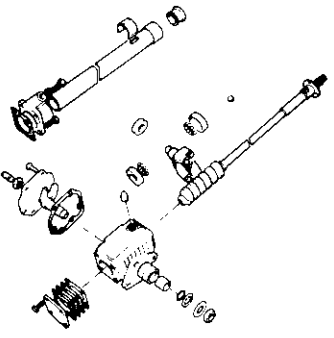
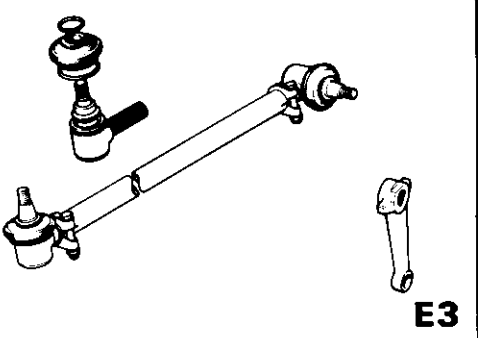
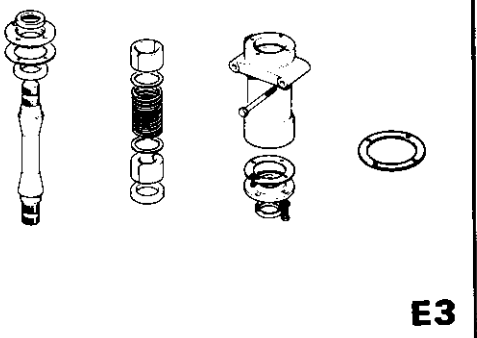
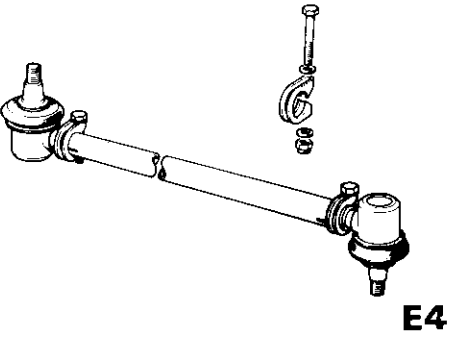
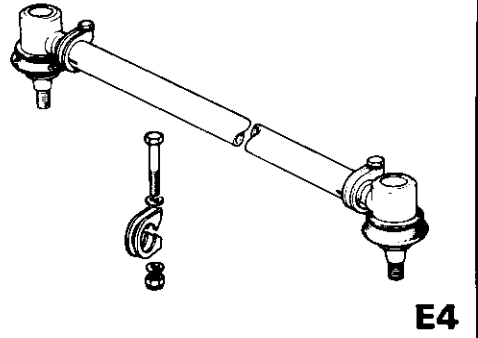
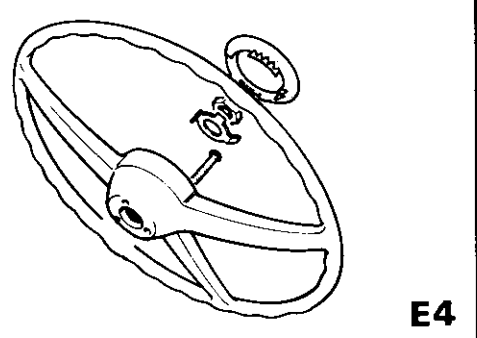
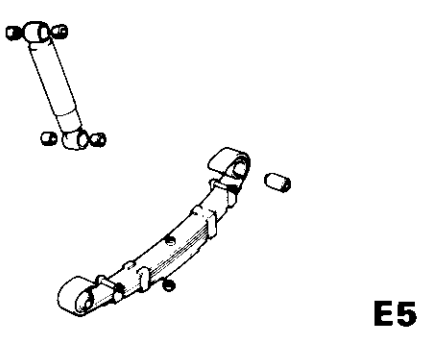
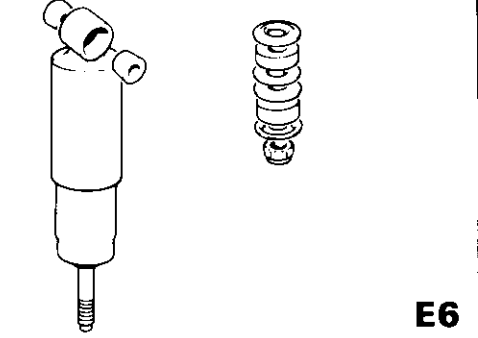
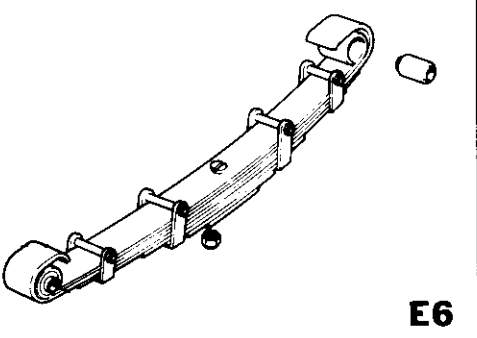
FIG.	DESCRIPTION	88"	109" 4 CYL.	109" 6 CYL.
1	Cylinder assembly—brake master Ser. IIA CB type (→vehicle nos. 24131336D, 24431621D Petrol, 27108693D, 27405072D Diesel)	GMC314	—	—
2	CV type (vehicle nos. 24131337D, 24431622D Petrol, 27108694D, 27405073D Diesel→)	GMC310	—	—
3	CB type (→vehicle suffix E)	—	GMC312	—
4	CV type (vehicle suffix F→)	—	GMC311	—
5	CB type (→vehicle suffix F) CV type (suffix G→) Ser. III Station Wagon	GMC310 GMC310	GMC311 GMC309	GMC312 GMC309 GMC309 GMC309
6	Kit—brake master cylinder repair Ser. IIA	502333	—	—
7	Ser. IIA, Ser. III	8G8837	—	—
8	Ser. IIA	—	605127	605127
9	Ser. IIA, Ser. III	—	90606023	—
10	Ser. III	—	—	606415
10	Ser. III Station Wagon	—	606415	606415
11	Gasket—master cylinder Ser. III	592358	—	—
12	Packing piece—master cylinder Ser. IIA (vehicle suffix F→) Ser. III	—	564944	—
13	Spacer—nylon	569096	569096	—
14	Tank—supply Ser. IIA	504105	504105	504105
15	Ser. III	90577636	90577636	—
16	Servo assembly Ser. IIA (→vehicle suffix F)	—	—	562678
17	Ser. IIA (vehicle suffix G→), Ser. III Ser. IIA 1 ton Ser. III Station Wagon	— — —	— 562678 569338	569338 569338 569338
18	Plug—vacuum switch hole	—	90577611	90577611
19	Kit—servo repair Ser. IIA (→vehicle suffix F)	—	—	601980
20	Ser. IIA (vehicle suffix G→), Ser. III Ser. IIA 1 ton Ser. III Station Wagon	— — —	— 601980 606406	606406 — —
21	Hose—flexible Front Ser. IIA Ser. IIA 1 ton Ser. III	GBH134 (2) — GBH130 (2)	GBH134 (2) GBH302 (2) GBH130 (2)	GBH134 (2) GBH302 (2) GBH130 (2)
22	Rear Ser. IIA, Ser. III	GBH134	GBH302	GBH302
23	Connector 5 way Ser. IIA (→vehicle suffix E)	279412	279412	279412
24	4 way Ser. IIA (vehicle suffix F→) Ser. III	241690 565719	241690 565719	241690 565719
25	T-piece Ser. IIA (Rover axle) Ser. IIA (ENV axle), Ser. III	234928 537761	234928 537761	234928 537761

STEERING-SUSPENSION



E



 <p>E2</p>	 <p>E3</p>	 <p>E3</p>
 <p>E4</p>	 <p>E4</p>	 <p>E4</p>
 <p>E5</p>	 <p>E6</p>	 <p>E6</p>

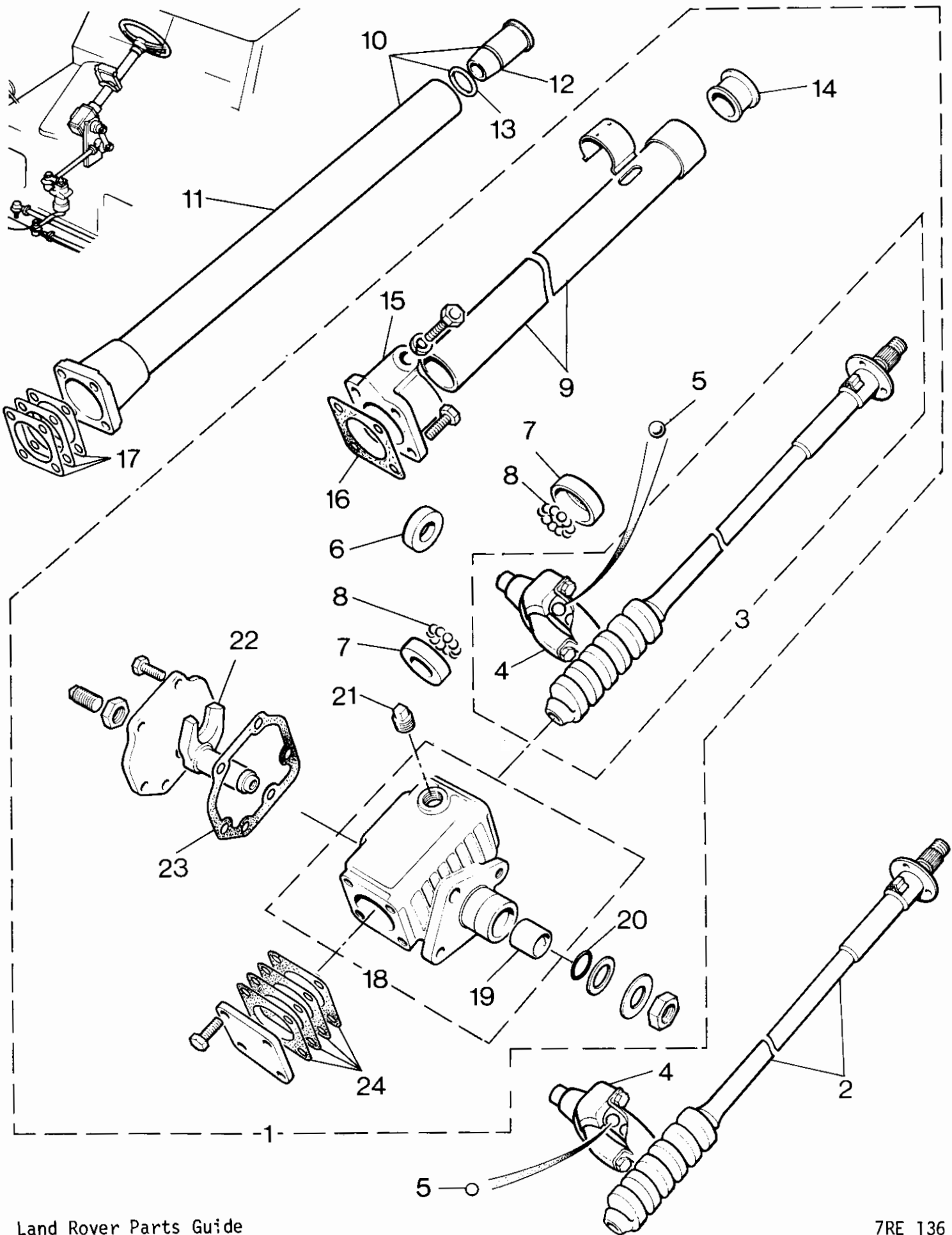


FIG.	DESCRIPTION	SER. IIA	SER. III
1	Steering unit assembly		
	RHD	—	592992
	(vehicle suffix A)	509449	—
	(vehicle suffix B)	537541	—
	(vehicle suffix C→)	551702	—
	1 ton	552790	—
	LHD	—	592993
	(vehicle suffix A)	509448	—
	(vehicle suffix B)	537542	—
	(vehicle suffix C→)	551703	—
	1 ton	90552791	—
2	Column—inner		
	RHD		
	(→vehicle suffix B)	518676	—
	(vehicle suffix C→)	90577193	—
	1 ton	90577197	—
	LHD		
	(→vehicle suffix B)	518677	—
	(vehicle suffix C→)	90577194	—
	1 ton	90577198	—
3	Column assembly—inner		
	RHD	—	594506
	LHD	—	594507
4	Nut assembly—main		
	RHD		
	Ser. IIA, Ser. III	261862	261862
	1 ton	600241	—
	LHD		
	Ser. IIA, Ser. III	261865	261865
	1 ton	600242	—
5	Ball—steel—main nut	1643 (12)	607967 (12)
6	Roller—main nut	261869	261869
7	Race—adjustable	271384 (2)	271384 (2)
8	Ball—steel—adjustable race	BLS109 (20)	BLS109 (20)
9	Column—outer	—	594505
10	(→vehicle suffix B)	600468	—
11	(vehicle suffix C→)	600984	—
12	Bush—inner column		
	(→vehicle suffix B)	501245	—
13	Spring ring—inner column bush		
	(→vehicle suffix B)	501246	—
14	Bearing—inner column		
	Ser. IIA (vehicle suffix C→), Ser. III	RTC324	RTC324
15	Housing—outer column tube	—	607971
16	Washer—joint—steering column	—	90607973
17	Shim—steering column		
	Steel	261858 (A/R)	—
	Paper	261857 (A/R)	—
	Plastic	271379 (A/R)	—
18	Box assembly—steering		
	RHD	—	607965
	(vehicle suffix A)	515508	—
	(vehicle suffix B→)	541899	—
	LHD	—	607966
	(vehicle suffix A)	515509	—
	(vehicle suffix B→)	541900	—
19	Bush—rocker shaft	261850	261850
20	'O' Ring	271013	271013
21	Plug—oil filler	271386	271386
22	Shaft—rocker	271372	271372
23	Washer—joint—side cover	515849	515849
24	Shim—end plate		
	0.127 mm (0.005")	—	261857 (4)
	0.051 mm (0.002")	—	271379 (2)
	0.254 mm (0.010")	—	521522 (2)
	0.127 mm (0.005") Paper	261857 (A/R)	—
	Steel	261858 (A/R)	—
	0.051 mm (0.002") Plastic	271379 (A/R)	—

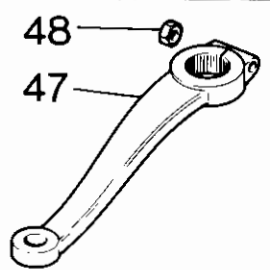
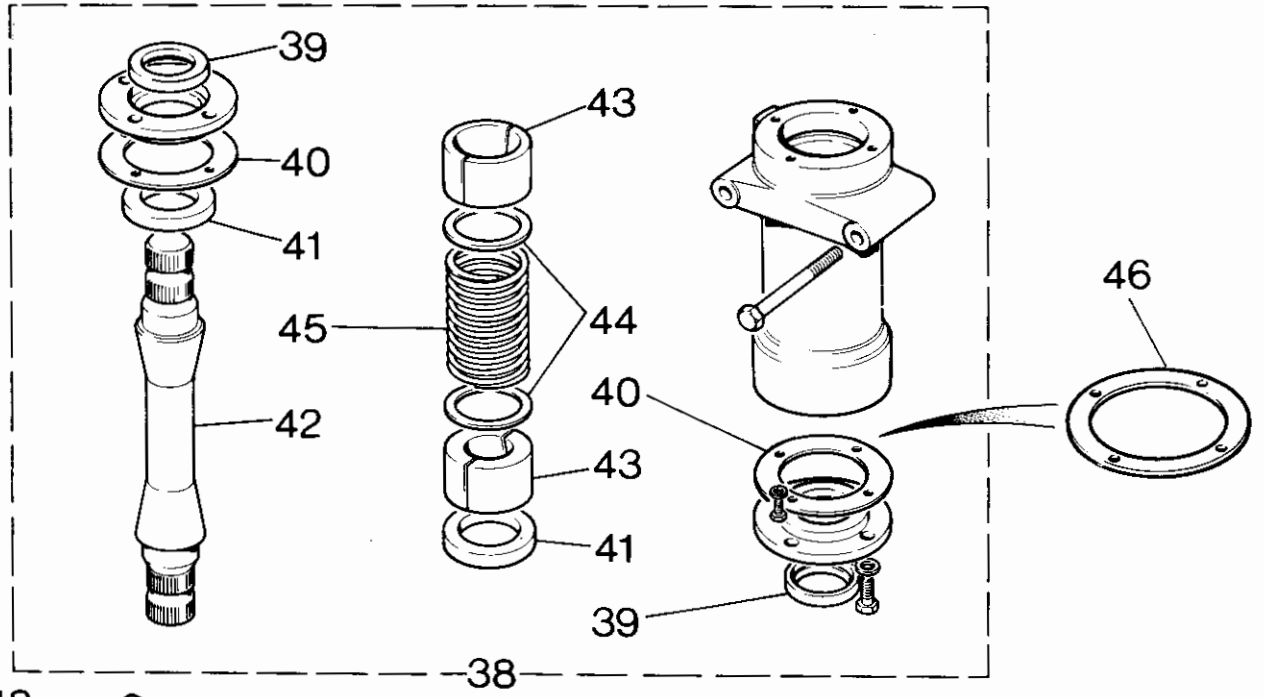
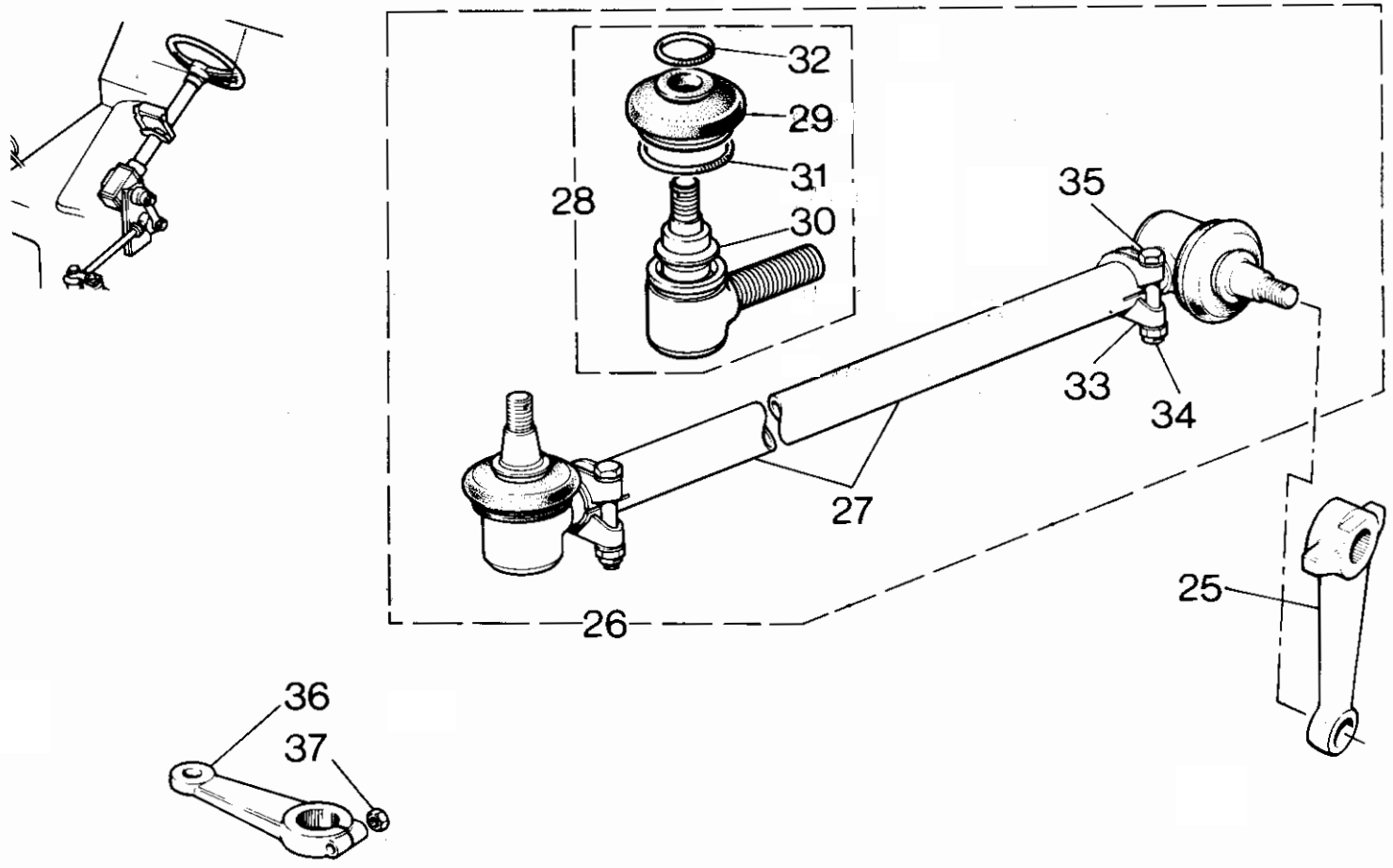


FIG.	DESCRIPTION	SER. IIA	SER. III
25	Arm—drop	595123	595123
26	Tube assembly—longitudinal Ser. IIA, Ser. III (→axle suffix D) Ser. III (axle suffix E→)	90608462 —	90608462 RTC1806
27	Tube—longitudinal Ser. IIA, Ser. III (→axle suffix D) Ser. III (axle suffix E→)	276784 —	276784 NRC142
28	Joint assembly—ball RHT Ser. IIA, Ser. III (→axle suffix D) Ser. III (axle suffix E→) LHT Ser. IIA, Ser. III (→axle suffix D) Ser. III (axle suffix E→)	608464 — 320902 —	608464 RTC1808 320902 RTC1809
29	Cover—rubber	214649 (2)	214649 (2)
30	Retainer—cover Ring—spring	214662 (2)	214662 (2)
31	Large	214685 (2)	214685 (2)
32	Small	90214684 (2)	90214684 (2)
33	Clip—ball joint	577898 (2)	577898 (2)
34	Nut—self locking—ball joint clip	252210 (2)	252210 (2)
35	Bolt—ball joint clip	256006 (2)	256006 (2)
36	Lever—relay—upper	531040	531040
37	Nut—self locking—relay lever	252163	252163
38	Relay assembly	562874	562874
39	Seal—oil	213340 (2)	213340 (2)
40	Washer—joint—oil seal retainer	90624436 (2)	90624436 (2)
41	Washer—thrust	241388 (2)	241388 (2)
42	Shaft	562875	562875
43	Bush—split	537877 (4)	537877 (4)
44	Washer	230760 (2)	230760 (2)
45	Spring	230759	230759
46	Plate—flange—relay mounting	217694	217694
47	Lever—relay—lower	535286	535286
48	Nut—self locking—relay lever	252163	252163

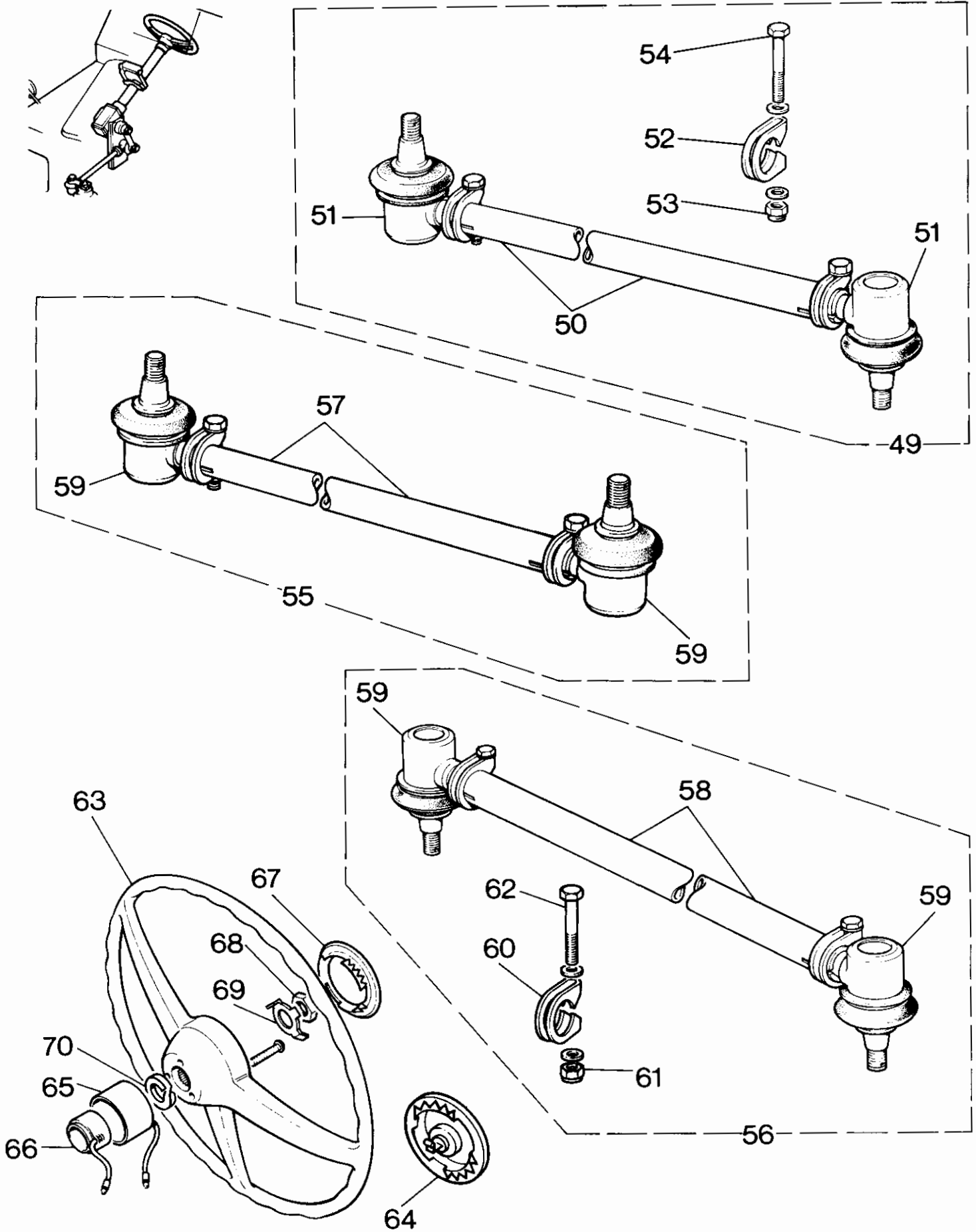


FIG.	DESCRIPTION	SER. IIA	SER. III
49	Draglink assembly Ser. IIA, Ser. III (→axle suffix D) Ser. III (axle suffix E→)	608463 —	608463 RTC1807
50	Draglink Ser. IIA, Ser. III (→axle suffix D) Ser. III (axle suffix E→)	269270 —	269270 NRC141
51	Joint assembly—ball RHT Ser. IIA, Ser. III (→axle suffix D) Ser. III (axle suffix E→) LHT Ser. IIA, Ser. III (→axle suffix D) Ser. III (axle suffix E→) see Fig. 28 for assembly	608464 — 320902 —	608464 RTC1808 320902 RTC1809
52	Clip—ball joint	577898 (2)	577898 (2)
53	Nut—self locking—ball joint clip	252210 (2)	252210 (2)
54	Bolt—ball joint clip	256006 (2)	256006 (2)
55	Rod assembly—track Ser. IIA (pendant type)	269267	—
56	Ser. IIA, Ser. III (→axle suffix D) Ser. III (axle suffix E→) Rod—track	608465 —	608465 RTC1810
57	Ser. IIA (pendant type)	269269	—
58	Ser. IIA, Ser. III (→axle suffix D) Ser. III (axle suffix E→)	526994 —	526994 NRC132
59	Joint assembly—ball RHT Ser. IIA, Ser. III (→axle suffix D) Ser. III (axle suffix E→) LHT Ser. IIA, Ser. III (→axle suffix D) Ser. III (axle suffix E→) see Fig. 28 for assembly	608464 — 320902 —	608464 RTC1808 320902 RTC1809
60	Clip—ball joint	577898 (2)	577898 (2)
61	Nut—self locking—ball joint clip	252210 (2)	252210 (2)
62	Bolt—ball joint clip	256006 (2)	256006 (2)
63	Wheel—steering Ser. IIA (vehicle suffix C→), Ser. III	551985	551985
64	Cover—steering wheel centre—horn push Ser. IIA (→vehicle suffix B) Ser. IIA (vehicle suffix C→)	512352 90575201	— —
65	Contact—horn—dust cover Ser. IIA (→vehicle suffix B) Ser. IIA (vehicle suffix C→)	512359 552575 519753	— — —
66	Ring—slip—horn contact	519753	—
67	Cap—insert—steering wheel centre	—	560990
68	Nut—fixing steering wheel Ser. IIA (vehicle suffix C→), Ser. III	552804	552804
69	Washer—lock—steering wheel nut Ser. IIA (vehicle suffix C→) Ser. III	552572 —	— 577320
70	Washer—spring Ser. IIA (vehicle suffix C→), Ser. III	551984	551984

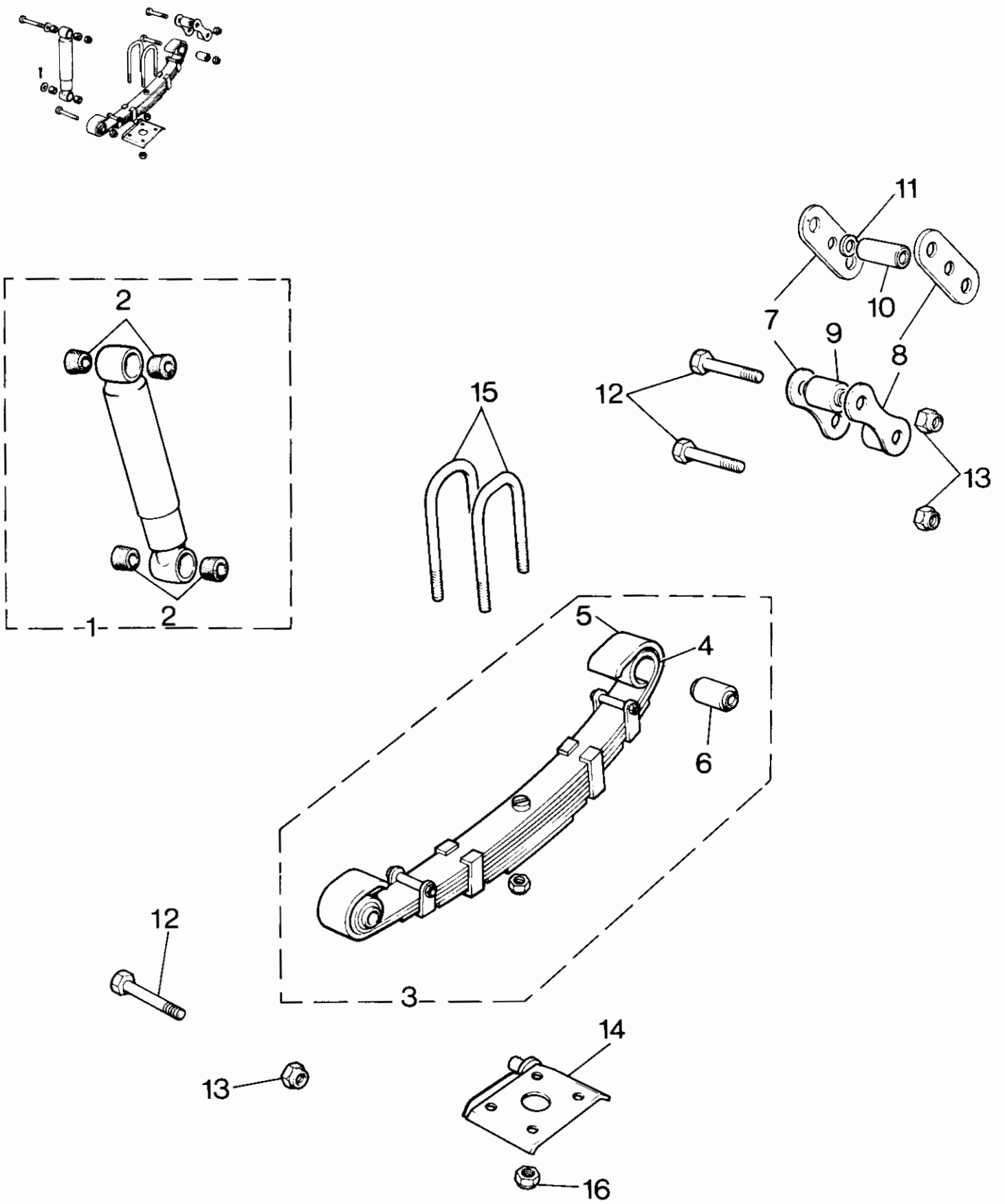


FIG.	DESCRIPTION	88" PETROL	88" DIESEL	109" PETROL	109" DIESEL
1	Absorber assembly—shock—front Ser. IIA, Ser. III Ser. IIA 1 ton	GSA195 (2) —	GSA195 (2) —	GSA196 (2) 508042 (2)	GSA196 (2) —
2	Bush	552819 (8)	552819 (8)	552819 (8)	552819 (8)
3	Spring assembly—road—front Drivers side Passengers side Ser. IIA 109" 6 cyl. petrol LHD Drivers side Passengers side	241283 242863 — —	265627 264563 — —	265627 264563 276034 264563	276034 264563 — —
4	Leaf—spring Main	243121 (2)	243121 (2)	243121 (2)	243121 (2)
5	Second	243126 (2)	243126 (2)	243126 (2)	243126 (2)
6	Bush	548205 (4)	548205 (4)	548205 (4)	548205 (4)
7	Plate—shackle Plain Ser. IIA Ser. IIA 1 ton Ser. III	270520 (2) — 270520 (2)	270520 (2) — 270520 (2)	270520 (2) 537780 (2) 90577723 (2)	270520 (2) — 90577723 (2)
8	Tapped Ser. IIA (vehicle suffix A) Ser. IIA (vehicle suffix B→) Ser. IIA 1 ton Ser. III	270521 (2) 537687 (2) — 537687 (2)	270521 (2) 537687 (2) — 537687 (2)	270521 (2) 537687 (2) 537735 (2) 90577721 (2)	270521 (2) 537687 (2) — 90577721 (2)
9	Bush—shackle pin Ser. IIA Ser. III	569746 (2) 569746 (2)	569746 (2) 569746 (2)	569746 (2) 90577434 (2)	569746 (2) 90577434 (2)
10	Piece—distance—shackle plate Ser. IIA 1 ton	—	—	504211 (2)	—
11	Shim—distance piece Ser. IIA 1 ton 0.076 mm (0.003") 0.127 mm (0.005")	— —	— —	504213 (A/R) 504214 (A/R)	— —
12	Pin—shackle—front spring Ser. IIA (vehicle suffix A) Front Rear Ser. IIA (vehicle suffix B→), Ser. III Front Rear	270741 (2) 233625 (4) — — 537741 (2) 537742 (4)	270741 (2) 233625 (4) — — 537741 (2) 537742 (4)	270741 (2) 233625 (4) — — 537741 (2) 537742 (4)	270741 (2) 233625 (4) — — 537741 (2) 537742 (4)
13	Nut—self locking—shackle pin Ser. IIA (vehicle suffix A) Ser. IIA (vehicle suffix B→), Ser. III	251324 (6) — 252165 (6)	251324 (6) — 252165 (6)	251324 (6) — 252165 (6)	251324 (6) — 252165 (6)
14	Plate—bottom RH LH Ser. IIA 1 ton RH LH	624078 624077 — —	624080 624079 — —	624080 624079 550801 550802	624080 624079 — —
15	'U' bolt Ser. IIA, Ser. III (→axle suffix C) Ser. IIA 1 ton Ser. III (axle suffix D→)	562637 (3) 562641 — 624027 (3) 90624033	543108 (3) 569028 — 624028 (3) 624034	543108 (3) 569028 562776 (3) 562771 624028 (3) 624034	543108 (3) 569028 — — 624028 (3) 624034
16	Nut—self locking—'U' bolt Ser. IIA, Ser. III (→axle suffix C) Ser. IIA 1 ton Ser. III (axle suffix D→)	251323 (8) — 810502 (8)	251323 (8) — 810502 (8)	251323 (8) 252164 (8) 810502 (8)	251323 (8) — 810502 (8)

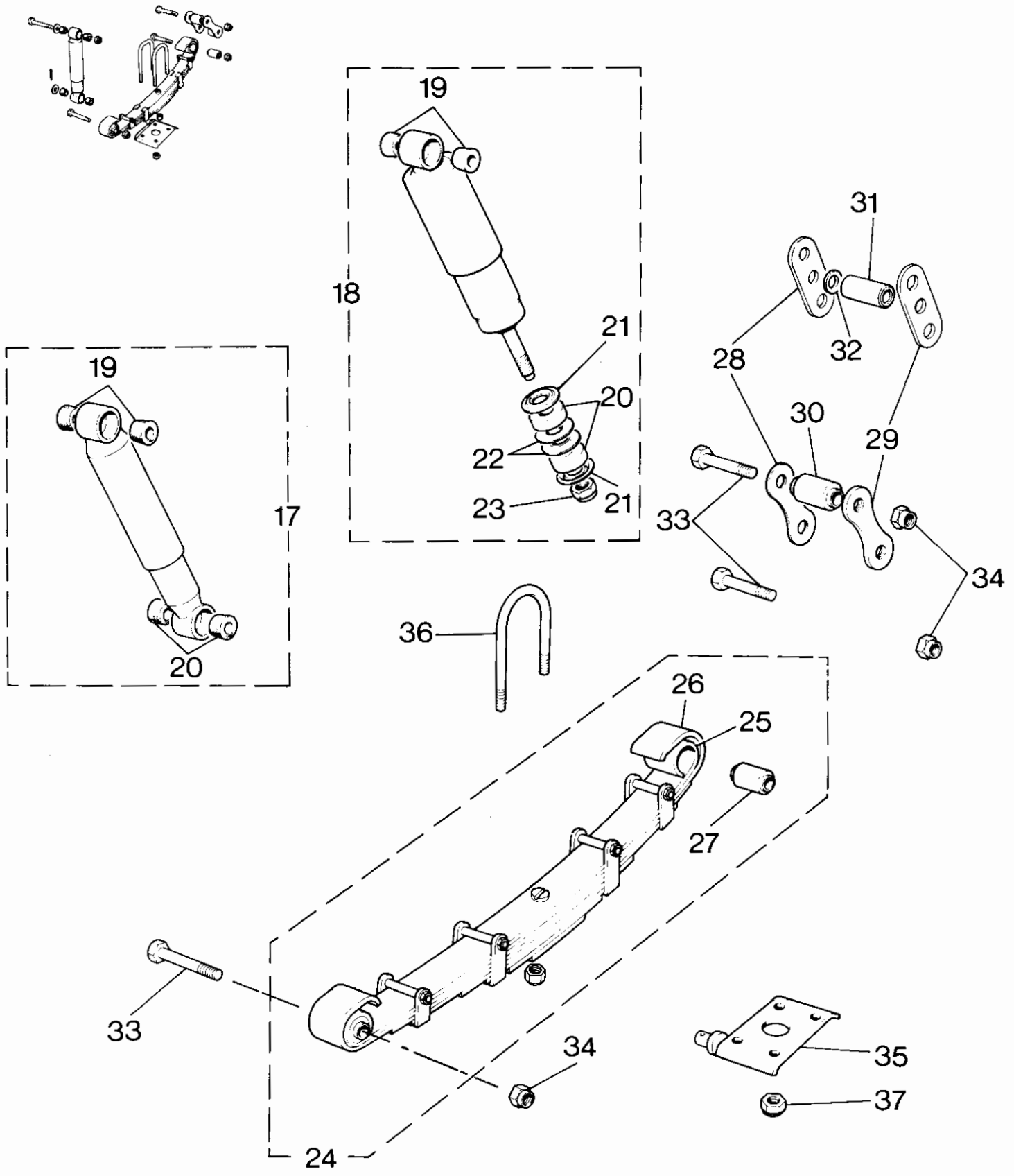


FIG.	DESCRIPTION	88" PETROL	88" DIESEL	109" PETROL	109" DIESEL
17	Absorber assembly—shock—rear	GSA199 (2)	GSA199 (2)	—	—
18	—	—	—	GSA200 (2)	GSA200 (2)
	Ser. IIA 1 ton	—	—	90508043 (2)	—
	Bush				
19	Top	552819 (4)	552819 (4)	552819 (4)	552819 (4)
20	Bottom	552819 (4)	552819 (4)	552818 (4)	552818 (4)
	Washer—bottom bush				
21	Upper and lower	—	—	500746 (4)	500746 (4)
22	Centre	—	—	508895 (4)	508895 (4)
23	Locknut	—	—	252164 (2)	252164 (2)
24	Spring assembly—road—rear				
	Driver's side	517588	517588	279678	279678
	Ser. IIA 1 ton	—	—	535173	—
	Passenger's side	517589	517589	279679	279679
	Ser. IIA 1 ton	—	—	535173	—
	Leaf—spring				
25	Main	243123 (2)	243123 (2)	501390 (2)	501390 (2)
	Ser. IIA 1 ton	—	—	537964 (2)	—
26	Second	243124 (2)	243124 (2)	501391 (2)	501391 (2)
	Ser. IIA 1 ton	—	—	600310 (2)	—
27	Bush	548205 (4)	548205 (4)	548205 (4)	548205 (4)
	Plate—shackle				
28	Plain	244162 (2)	244162 (2)	279970 (2)	279970 (2)
	Ser. IIA 1 ton	—	—	537778 (2)	—
29	Tapped	244163 (2)	244163 (2)	279969 (2)	279969 (2)
	Ser. IIA (vehicle suffix A)	—	—	—	—
	Ser. IIA (vehicle suffix B →),	—	—	—	—
	Ser. III	537686 (2)	537686 (2)	537685 (2)	537685 (2)
	Ser. IIA 1 ton	—	—	537734 (2)	—
30	Bush—shackle pin	548205 (2)	548205 (2)	548205 (2)	548205 (2)
31	Piece—distance—shackle plate				
	Ser. IIA 1 ton	—	—	509218 (2)	—
32	Shim—distance piece				
	Ser. IIA 1 ton				
	0.076 mm (0.003")	—	—	504213 (A/R)	—
	0.127 mm (0.005")	—	—	504214 (A/R)	—
33	Pin—shackle—rear spring				
	Ser. IIA (vehicle suffix A)				
	Front	270741 (2)	270741 (2)	270741 (2)	270741 (2)
	Rear	236969 (4)	236969 (4)	236969 (4)	236969 (4)
	Ser. IIA (vehicle suffix B →)				
	1 ton, Ser. III				
	Front	537741 (2)	537741 (2)	537741 (2)	537741 (2)
	Rear	537740 (4)	537740 (4)	537740 (4)	537740 (4)
34	Nut—self locking—shackle pin				
	Ser. IIA (vehicle suffix A)	251324 (6)	251324 (6)	251324 (6)	251324 (6)
	Ser. IIA (vehicle suffix B →)				
	1 ton, Ser. III	252165 (6)	252165 (6)	252165 (6)	252165 (6)
35	Plate—bottom				
	Ser. IIA, Ser. III				
	RH	624084	624084	—	—
	LH	90624083	90624083	—	—
	Rover axle				
	Ser. IIA	—	—	265642 (2)	265642 (2)
	Ser. IIA 1 ton	—	—	550786 (2)	—
	Ser. III	—	—	592179 (2)	592179 (2)
36	'U' bolt				
	Ser. IIA, Ser. III (→axle				
	suffix C)	242127 (4)	242127 (4)	—	—
	Ser. III (axle suffix D →)	90624031 (4)	90624031 (4)	—	—
	Ser. IIA	—	—	242127 (4)	242127 (4)
	Ser. IIA 1 ton	—	—	550791 (4)	—
	Ser. III	—	—	592182 (4)	592182 (4)

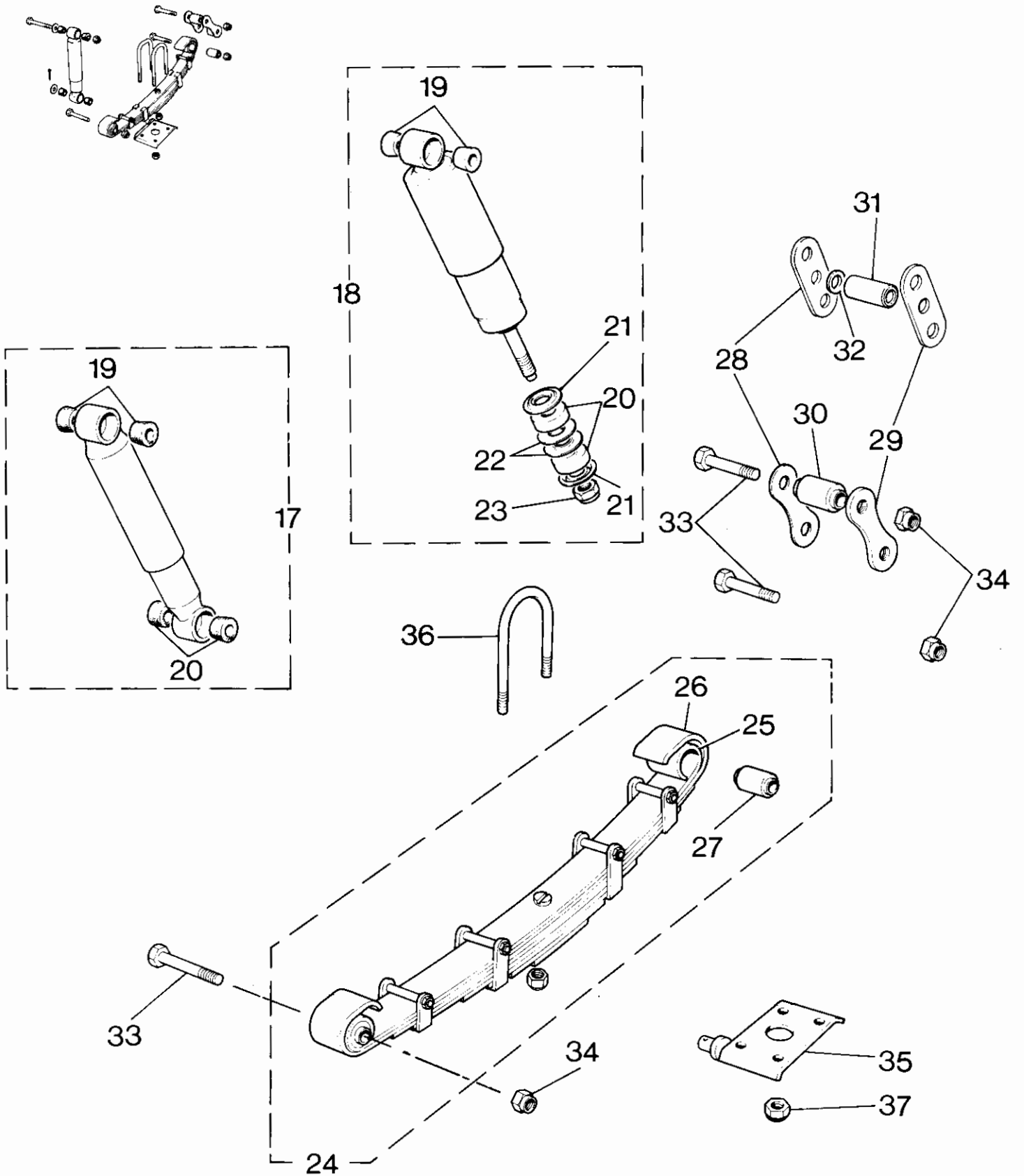
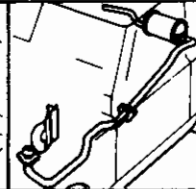
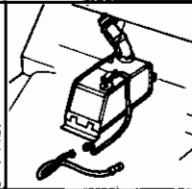

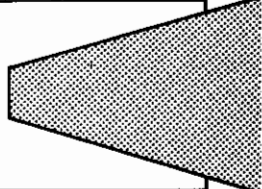


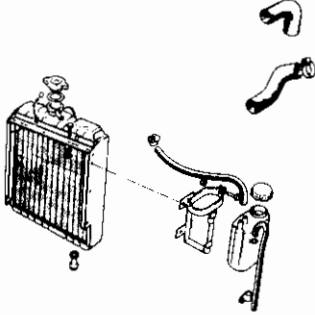
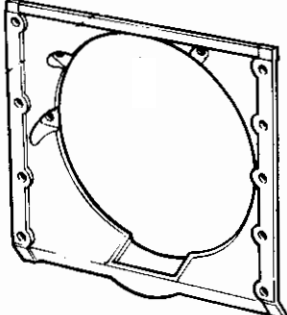
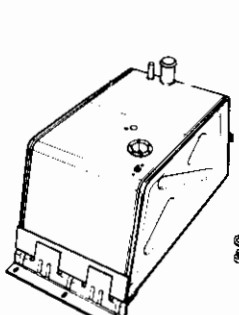
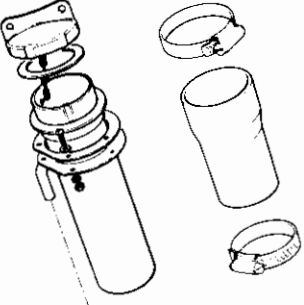
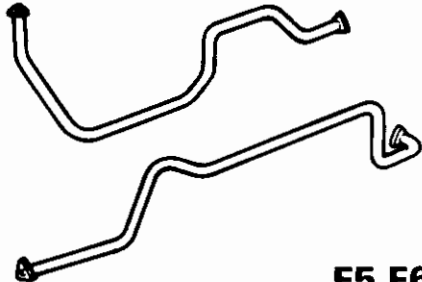
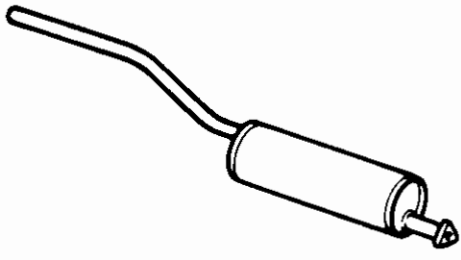
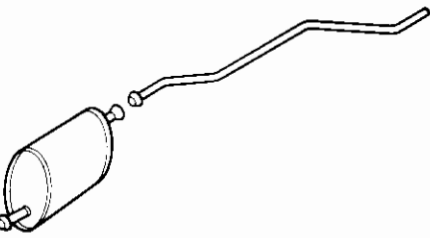

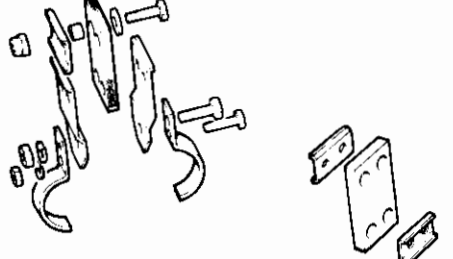
FIG.	DESCRIPTION	88" PETROL	88" DIESEL	109" PETROL	109" DIESEL
37	Nut—self locking—'U' bolt Ser. IIA, Ser. III (→axle suffix C) Ser. III (axle suffix D→) Ser. IIA Ser. IIA 1 ton Ser. III	251323 (8) 810502 (8) — — —	251323 (8) 810502 (8) — — —	— — 251323 (8) 252164 (8) 810502 (8)	— — 251323 (8) — 810502 (8)

COOLING-FUEL-EXHAUST



F



 <p>F2</p>	 <p>F2</p>	 <p>F3</p>
 <p>F3.F4</p>	 <p>F5.F6</p>	 <p>F5.F6</p>
 <p>F5.F6</p>	 <p>F5.F6</p>	 <p>F5.F6</p>

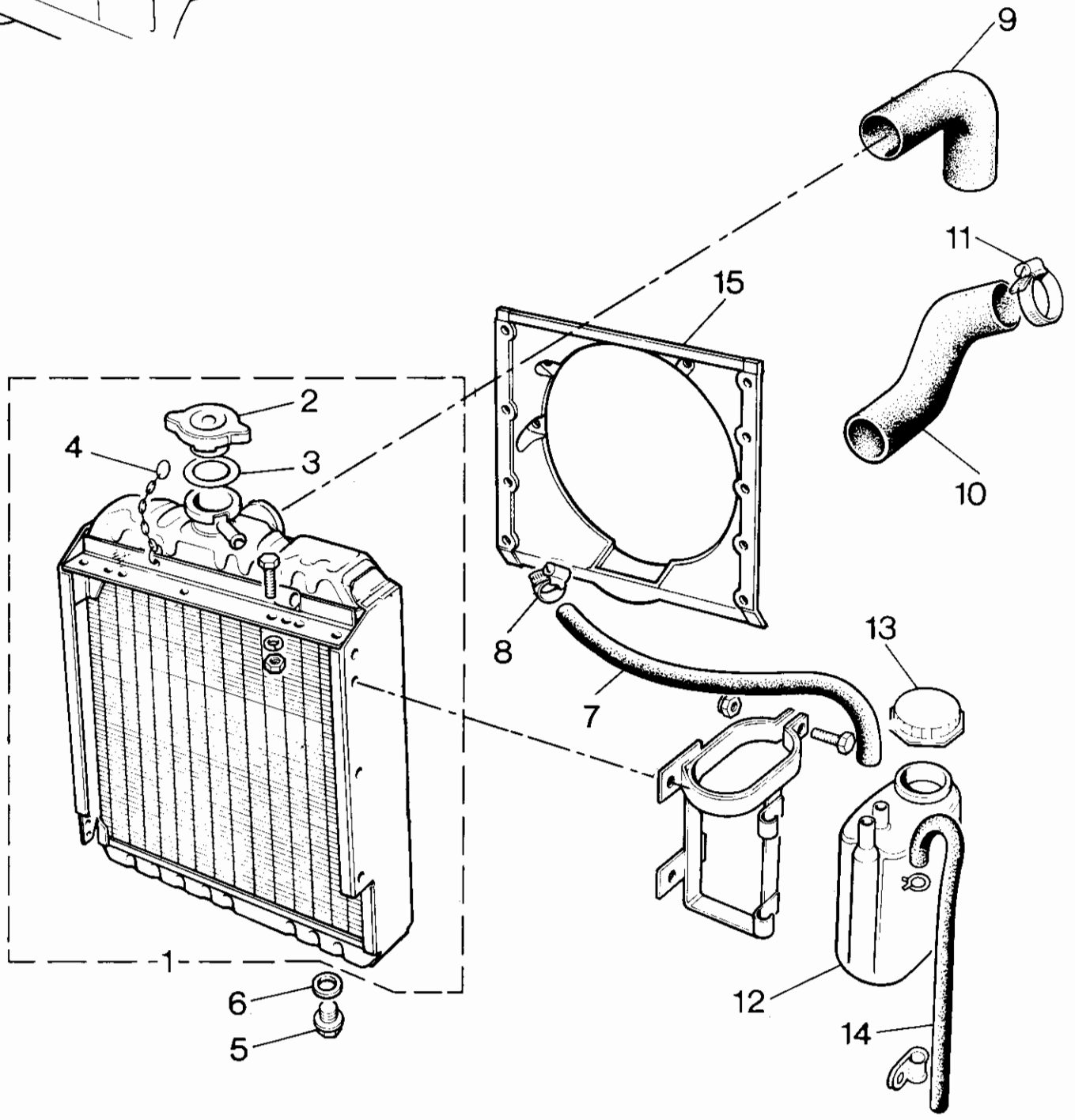
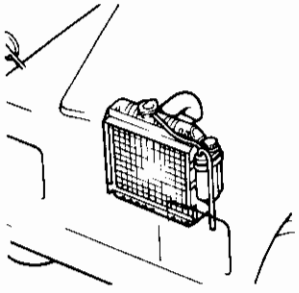
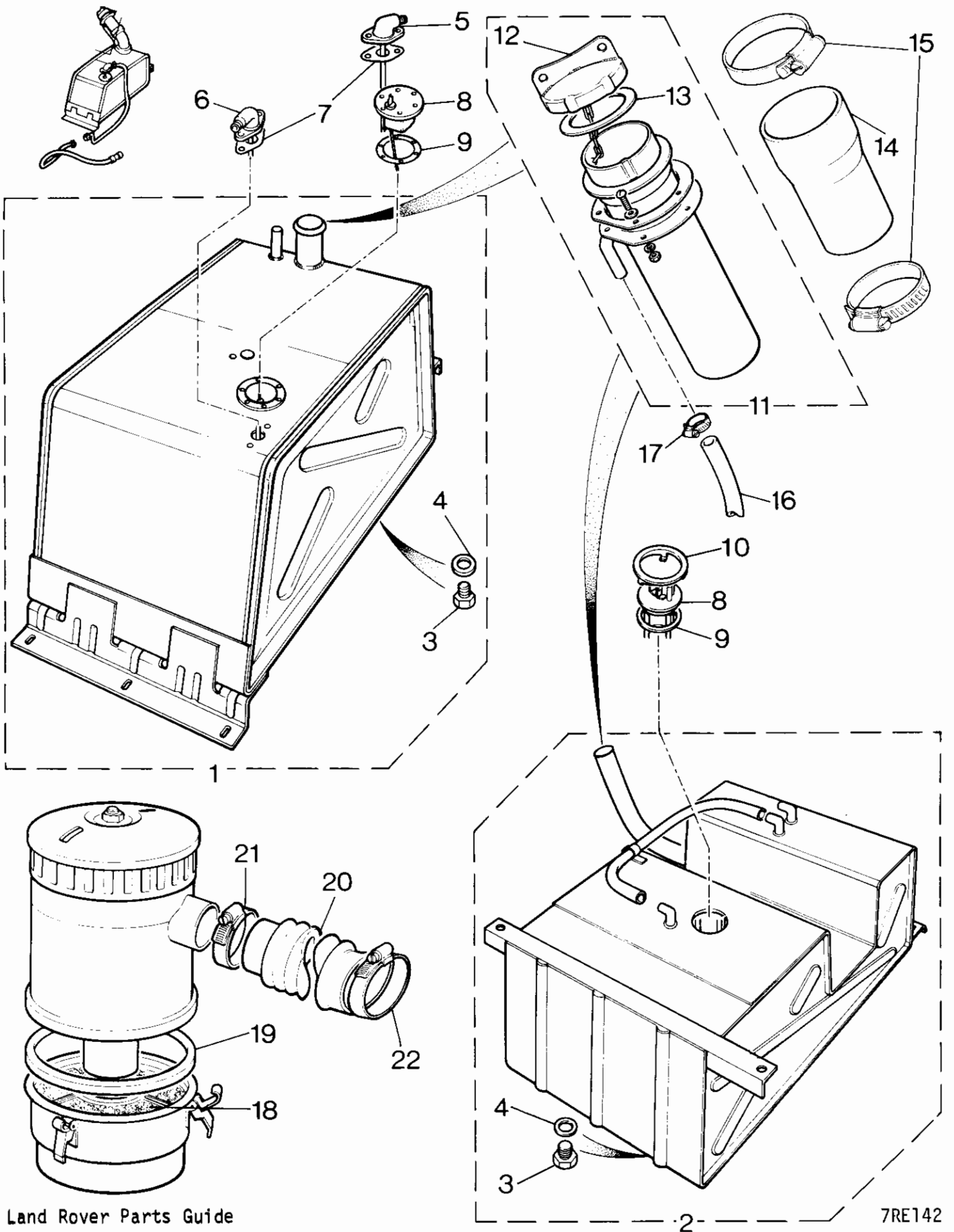


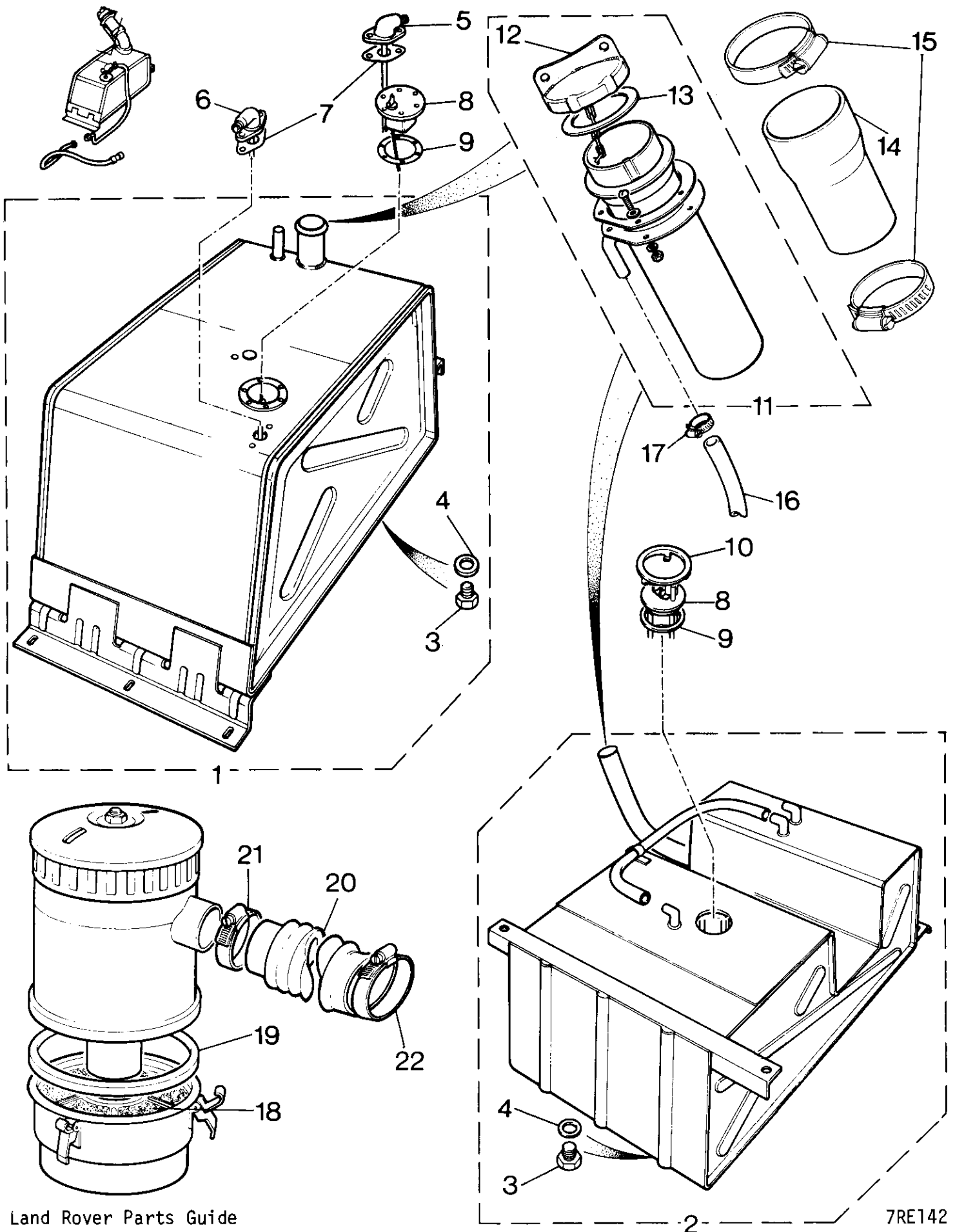
FIG.	DESCRIPTION	2½ LITRE PETROL	2½ LITRE DIESEL	2·8 LITRE PETROL
1	Block assembly—radiator	577609	577609	577383
2	Cap—filler— 4·08 kg (9 lb)	GRC118	GRC118	GRC118
3	Washer—joint	564999	564999	564999
4	Chain—filler cap	509769	509769	509769
5	Plug—drain	569047	569047	569047
6	Washer—joint—drain plug	213959	213959	213959
7	Hose—radiator to overflow bottle	564720	564720	564720
8	Clip—hose	GHC304 (2)	GHC304 (2)	GHC304 (2)
9	Hose—radiator Top			
	Ser. IIA early	GRH439	GRH439	GRH366
	Ser. IIA later and Ser. III	GRH585	GRH585	GRH366
10	Bottom			
	Ser. IIA early	GRH369	GRH369	GRH371
	Ser. IIA early	530585	—	—
	Ser. IIA early	543629	—	—
	Ser. IIA late and Ser. III	GRH586	GRH586	GRH371
11	Clip—hose			
	Ser. IIA			
	early 25 mm to 35 mm (0·984" to 1·378")	GHC811 (2)	GHC811 (2)	—
	late 38 mm to 54 mm (1·496" to 2·216")	GHC1217 (2)	GHC1217 (2)	—
	29 mm to 41 mm (1·142" to 1·614")	GHC913 (4)	GHC913 (4)	—
	38 mm to 54 mm (1·496" to 2·216")	—	—	GHC1217 (4)
	Ser. III			
	29 mm to 41 mm (1·142" to 1·614")	GHC913 (4)	GHC913 (4)	GHC913 (4)
12	Bottle—radiator overflow	564718	564718	564718
13	Cap—overflow bottle	564719	564719	564719
14	Pipe—flexible—overflow bottle outlet	564724	564724	564724
15	Cowl—fan			
	Ser. IIA (metal)	544848	559579	—
	Ser. IIA, Ser. III (plastic)	577342	568916	562944



Land Rover Parts Guide

7RE142

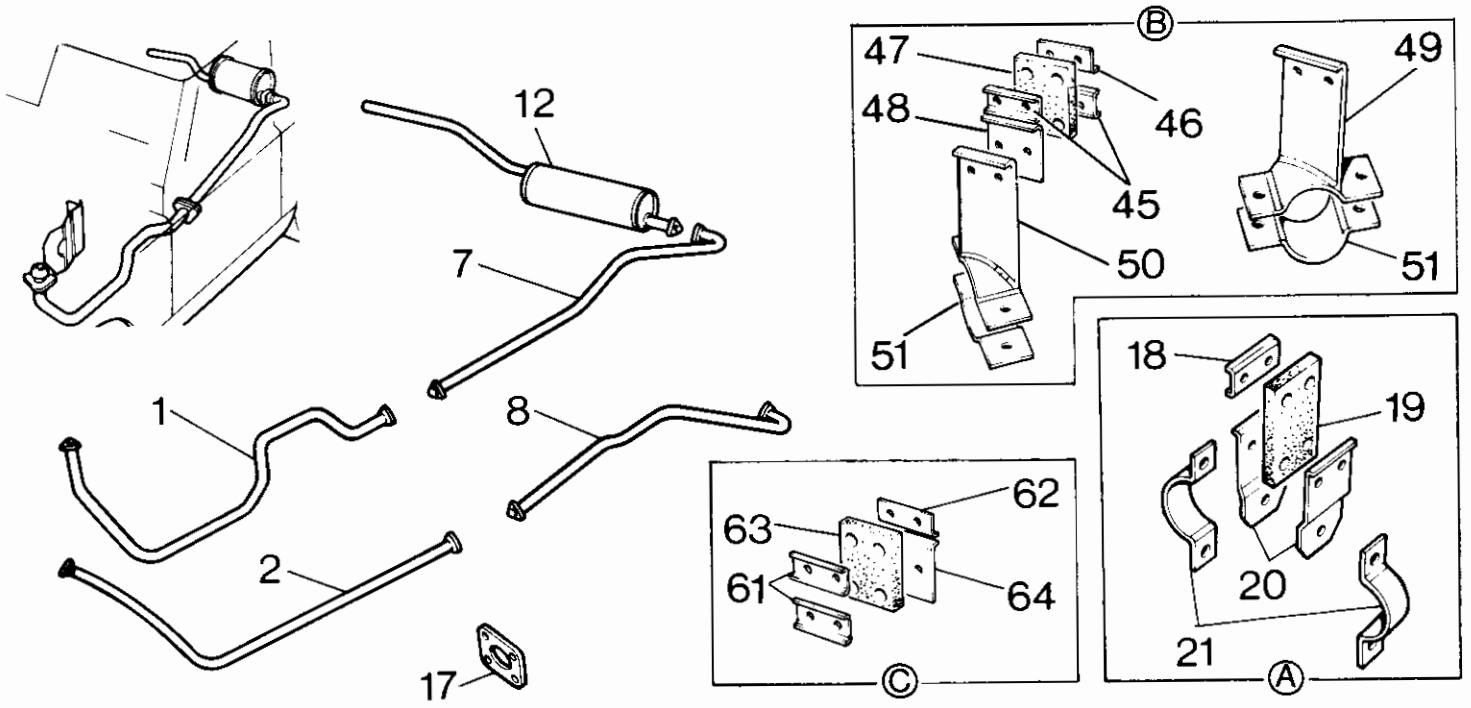
FIG.	DESCRIPTION	BASIC SER. IIA	1 TON SER. IIA	SER. III
1	Tank assembly—fuel 88" Ser. IIA, Ser. III	552174	552175	—
2	4 cyl. 109" Ser. IIA, Ser. III (→vehicle suffix B) except Station Wagon	552174	552175	—
	6 cyl. 109" Ser. IIA, Ser. III (→vehicle suffix B) except Station Wagon	—	—	90552971
	109" Station Wagon Ser. IIA, Ser. III (→vehicle suffix B)	543164	543165	543164
3	109" Ser. III (vehicle suffix C→)	599233	599234	599233
	Plug—drain Ser. IIA, Ser. III (→vehicle suffix B)	235592	235592	235592
	Ser. III (vehicle suffix C→)	NRC62	NRC62	NRC62
4	Washer—joint—drain plug Ser. IIA, Ser. III (→vehicle suffix B)	515599	515599	515599
	Ser. III (vehicle suffix C→)	243958	243958	243958
5	Elbow—outlet 88" Ser. IIA, Ser. III	503492	544658	—
	109" Ser. IIA, Ser. III (→vehicle suffix B) except Station Wagon	503492	544658	500432
	109" Station Wagon Ser. IIA, Ser. III (→vehicle suffix B)	500432	544674	500432
6	Elbow—return 88" Ser. IIA, Ser. III	—	271872	—
	109" Ser. IIA, Ser. III (→vehicle suffix B) except Station Wagon	—	271872	—
	109" Station Wagon Ser. IIA, Ser. III (→vehicle suffix B)	—	500818	—
7	Washer—joint for elbow 88" Ser. IIA, Ser. III	267837	267837 (2)	—
	109" Ser. IIA, Ser. III (→vehicle suffix B)	267837	267837 (2)	267837
8	Unit assembly—fuel gauge Ser. IIA (→vehicle suffix C) except 109" Station Wagon	519838	529969	90560612
	Ser. IIA 109" Station Wagon (→vehicle suffix C)	90519875	529970	555846
	Ser. IIA (vehicle suffix D→) except 109" Station Wagon	555844	555845	90560612
	Ser. IIA 109" Station Wagon (vehicle suffix D→)	555846	555847	555846
	88" Ser. III	555844	555845	—
	109" Ser. III (→vehicle suffix B) except Station Wagon	555844	555845	90560612
	109" Station Wagon Ser. III (→vehicle suffix B)	555846	555847	555846
	109" Ser. III (vehicle suffix C→)	623097	623098	623097
9	Washer—joint—fuel gauge unit Ser. IIA, Ser. III (→vehicle suffix B)	546488	546488	—
	Ser. IIA, Ser. III (→vehicle suffix B) except Station Wagon	—	—	605183
	Ser. IIA, Ser. III Station Wagon (→vehicle suffix B)	—	—	546488
	Ser. III (vehicle suffix C→)	546488	546488	—
	88"	ARA1502	ARA1502	ARA1502
	109"	ARA1501	ARA1501	ARA1501
10	Ring—locking—fuel gauge unit 109" Ser. III (vehicle suffix C→)	277259	277259	277259
11	Tube assembly—filler—telescopic	504655	504655	504655
12	Cap—filler	505244	505244	505244
13	Washer—filler cap	—	—	543782
14	Hose—tank to filler tube 88" Ser. IIA, Ser. III	543764	543764	—
	109" Ser. IIA except Station Wagon	543764	543764	—
	109" Ser. III (→vehicle suffix B) except Station Wagon	543764	543764	—
	Ser. IIA, Ser. III Station Wagon	543782	543782	—
	109" Ser. III (vehicle suffix C→)	543782	543782	—
15	Clip—hose Top Ser. IIA, Ser. III	594753	594753	594753
	Bottom Ser. IIA, Ser. III	GHC1217	GHC1217	GHC1217



Land Rover Parts Guide

7RE142

FIG.	DESCRIPTION	BASIC SER. IIA	1 TON SER. IIA	SER. III
16	Hose—breather	—	—	543767
	88" Ser. IIA, Ser. III	543765	543765	—
	109" Ser. IIA, Ser. III (→vehicle suffix B) except Station Wagon	543765	543765	—
	109" Ser. III (vehicle suffix C→)	543767	543767	—
	109" Ser. IIA, Ser. III Station Wagon	543767	543767	—
17	Clip—breather hose			
	Ser. IIA	GHC406 (2)	GHC406 (2)	GHC406 (2)
	Ser. III	603887 (2)	603887 (2)	603887 (2)
18	Cleaner assembly—air			
	Element	600613	600613	600613
19	Ring—sealing	261414	261414	261414
20	Connection—air cleaner to carburetter	517903	90509730	517903
	Clip—connection			
21	Ser. IIA	594753	594753	594753
22	Ser. IIA	279653	594753	594753
21	Ser. III	594753	594753	GHC2228
22	Ser. III	279653	594753	GHC2228



- (A) Fixings for intermediate pipe
- (B) Fixings for exhaust silencer and tailpipe
- (C) Additional fixings required for exhaust silencer LHD only
- (D) Fixings for intermediate pipe, (Series 11A and Series 111 → vehicle suffix B)
- (E) Fixings for intermediate pipe, (Series 111 vehicle suffix C →)
- (F) Fixings for exhaust silencer and tailpipe
- (G) Additional fixings for exhaust silencer, LHD only (Series 11A,111 → vehicle suffix B)
- (H) Additional fixings for exhaust silencer, RHD and LHD (Series 111 vehicle suffix C →)

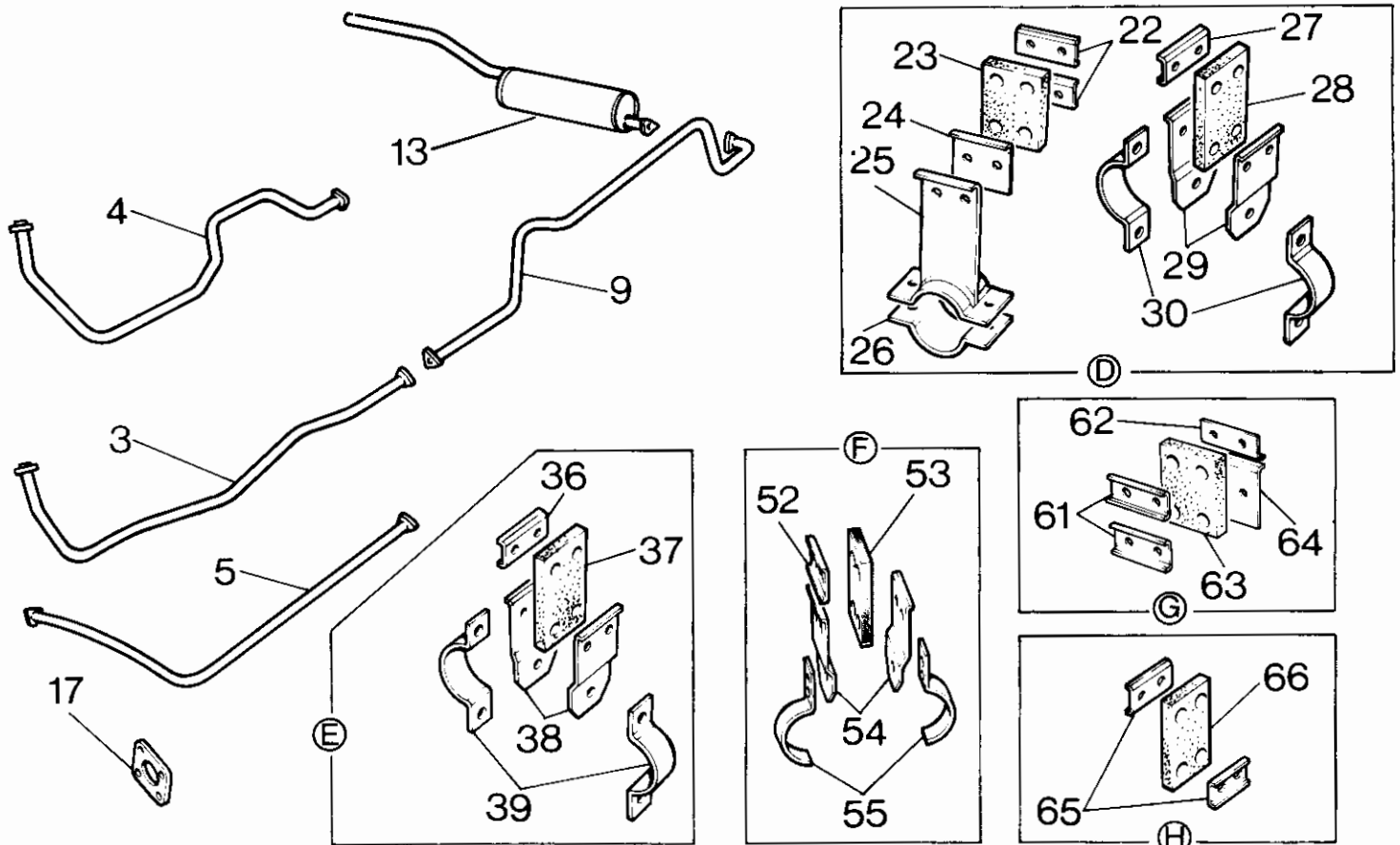
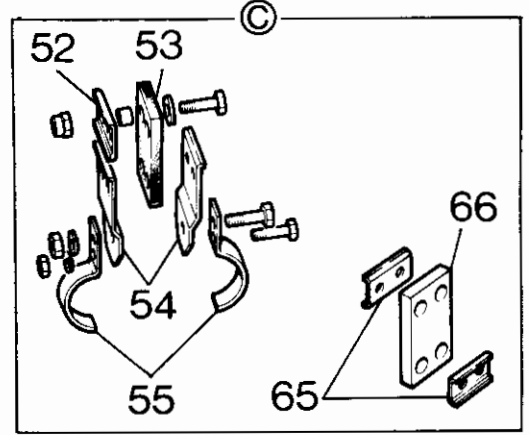
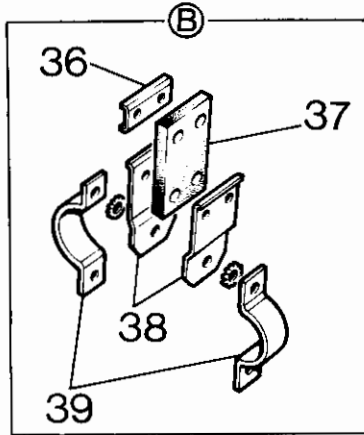
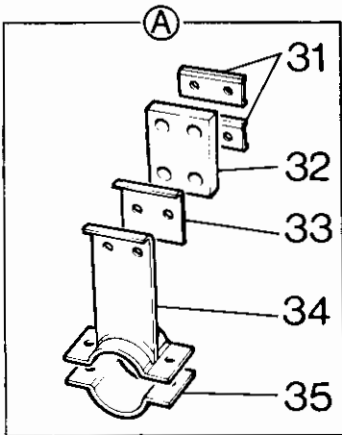
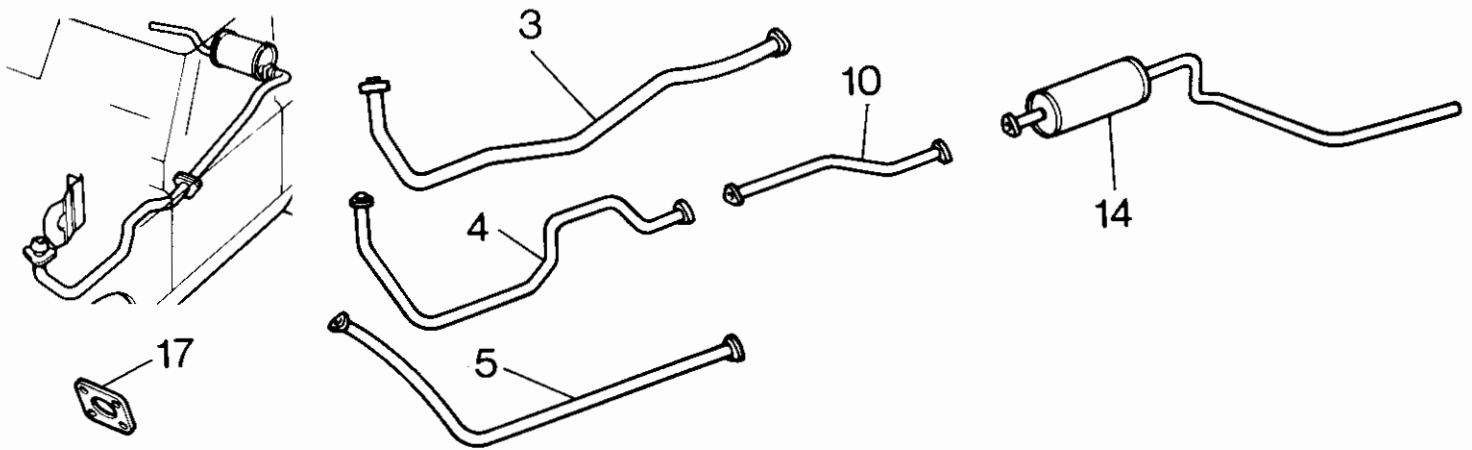


FIG.	DESCRIPTION	2½ LITRE PETROL	2½ LITRE DIESEL	2.6 LITRE PETROL
1	Pipe assembly—front exhaust 88" Ser. IIA, Ser. III	GEX1372	—	—
2	88" Ser. IIA, Ser. III (→9/73)	—	GEX1369	—
	88" Ser. III (vehicle suffix A 10/73→7/74)	—	GEX1623	—
	88" Ser. III (vehicle suffix B→)	—	GEX1681	—
3	109" Ser. IIA, Ser. III (→vehicle suffix B)	GEX1376	—	—
4	109" Ser. III (vehicle suffix C→)	GEX1372	—	—
5	109" Ser. IIA, Ser. III (→vehicle suffix B)	—	GEX1563	—
	109" Ser. III (vehicle suffix C)	—	GEX1623	—
	109" Ser. III (vehicle suffix D→)	—	GEX1681	—
6	Ser. IIA, Ser. III except 1 ton	—	—	GEX1380
	Ser. IIA, Ser. III 1 ton	—	—	GEX1564
	Pipe assembly—intermediate exhaust			
7	88" Ser. IIA, Ser. III	GEX1373	—	—
8	88" Ser. IIA, Ser. III (→9/73)	—	GEX1370	—
	88" Ser. III (10/73→)	—	GEX1373	—
9	109" Ser. IIA, Ser. III (→vehicle suffix B) except Station Wagon	GEX1375	GEX1375	—
10	109" Station Wagon Ser. IIA, Ser. III (→vehicle suffix B)	GEX1377	GEX1377	—
	109" Ser. III (vehicle suffix C→)	GEX1378	GEX1378	—
11	Ser. IIA, Ser. III	—	—	GEX1381
	Pipe assembly—silencer and tail			
12	88" RHD Ser. IIA, Ser. III	GEX3301	GEX3301	—
	88" LHD Ser. IIA, Ser. III	598539	598539	—
13	109" RHD Ser. IIA, Ser. III except Station Wagon	GEX3301	GEX3301	—
	109" LHD Ser. IIA, Ser. III except Station Wagon	598539	598539	—
14	109" Station Wagon Ser. IIA, Ser. III (→vehicle suffix B)	GEX3302	GEX3302	—
	109" Ser. III (vehicle suffix C→)	GEX3478	GEX3478	—
15	Silencer—exhaust	—	—	GEX3307
16	Pipe—tail	—	—	GEX1383



- (A) Fixings for intermediate pipe, (S11A and S111 → vehicle suffix B)
- (B) Fixings for intermediate pipe, (S111 vehicle suffix C →)
- (C) Fixings for exhaust silencer and tailpipe
- (D) Fixings for intermediate exhaust pipe
- (E) Fixings for tail pipe

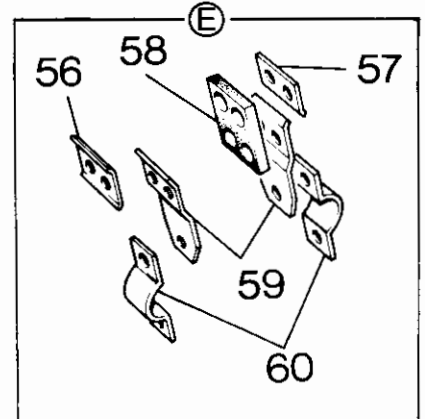
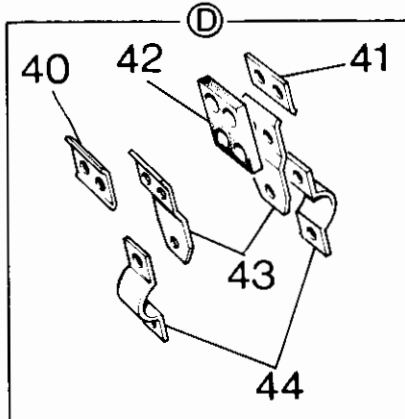
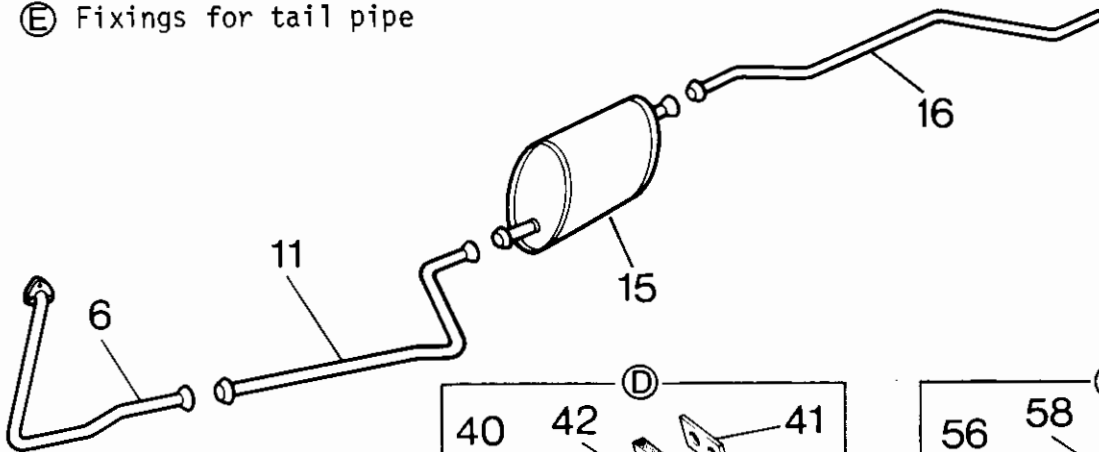
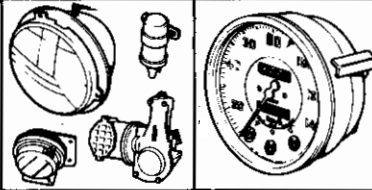
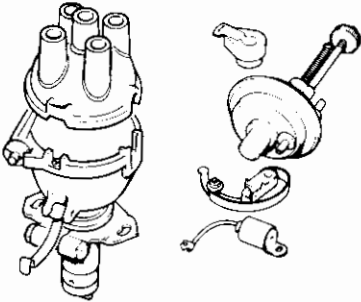
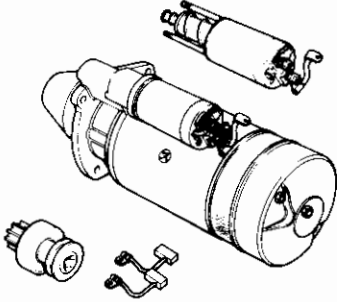
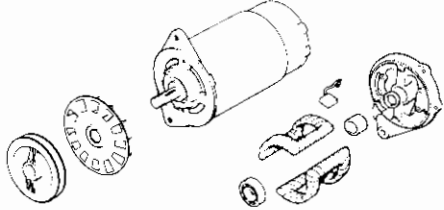
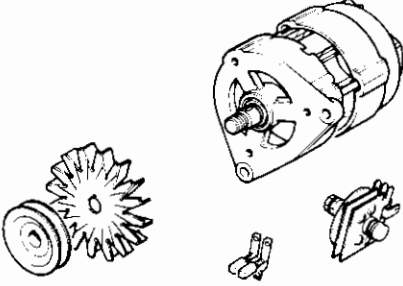
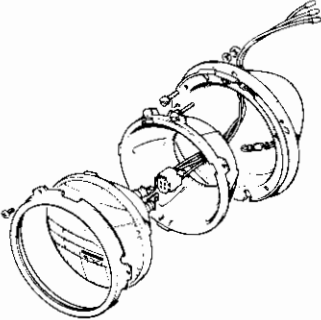

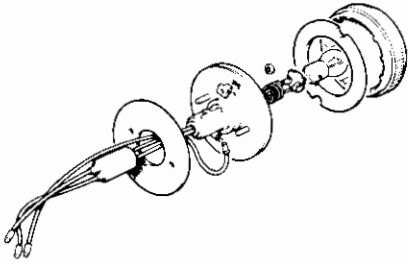
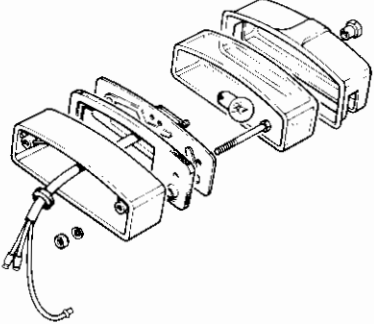
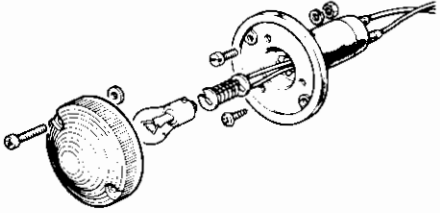
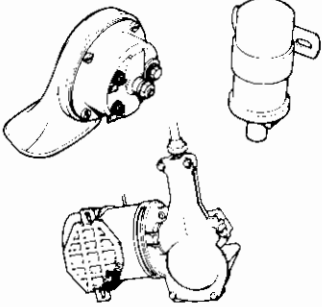
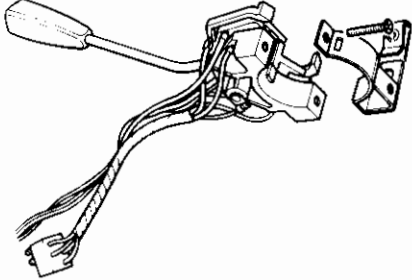
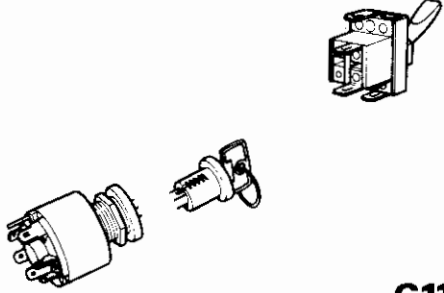
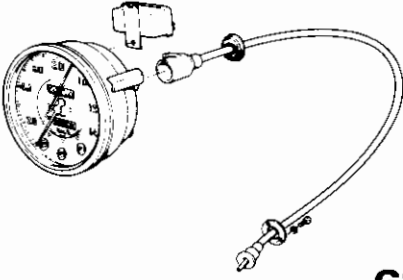
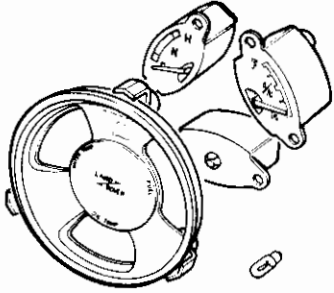



FIG.	DESCRIPTION	2½ LITRE PETROL	2½ LITRE DIESEL	2.6 LITRE PETROL
17	Gasket—intermediate pipe	GEG723	GEG723	—
18	Plate—clamp—intermediate pipe	239715	239715	—
19	Mounting—flexible	GEX7325	GEX7325	—
20	Plate—flexible mounting RHD LHD	239710 (2) 624170 (2)	239710 (2) 624170 (2)	—
21	Clamp—pipe			
22	Plate—clamp—intermediate pipe—front	239711 (2)	239711 (2)	—
23	Mounting—flexible	239715 (2)	239715 (2)	—
24	Plate—packing	GEX7325	GEX7325	—
25	Bracket—clamp	274870	274870	—
26	Saddle—bracket clamp	264886	264886	—
27	Plate—clamp—intermediate pipe—rear	264889	264889	—
28	Mounting—flexible	239715	239715	—
29	Plate—flexible mounting	GEX7325	GEX7325	—
30	Clamp—pipe	239710 (2)	239710 (2)	—
31	Plate—clamp—intermediate pipe	239711 (2)	239711 (2)	—
32	Mounting—flexible	239715 (2)	239715 (2)	—
33	Plate—packing	GEX7325	GEX7325	—
34	Bracket—clamp	274870	274870	—
35	Saddle—bracket clamp	264886	264886	—
36	Plate—clamp—intermediate pipe RHD LHD	264889	264889	—
37	Mounting—flexible RHD LHD	239715	239715	—
38	Plate—flexible mounting RHD LHD	266034 (2)	266034 (2)	—
39	Clamp—pipe Plate—clamp	GEX7325	GEX7325	—
40	Front and intermediate pipe	265601 (2)	265601 (2)	—
41	Front and intermediate pipe	239710 (2)	239710 (2)	—
42	Mounting—flexible	559705 (2)	559705 (2)	—
43	Plate—flexible mounting	239711 (2)	239711 (2)	—
44	Clamp—pipe Plate—clamp	—	—	239715 (2)
45	Tail	—	—	245926 (2)
46	Tail	—	—	GEX7325 (2)
47	Mounting—flexible	—	—	239710 (4)
48	Plate—packing	—	—	562823 (4)
49	Bracket—clamp	—	—	—
50	RHD LHD	239715 (2)	239715 (2)	—
51	Saddle—clamp bracket	245926	245926	—
52	Plate—clamp—tail pipe	GEX7325	GEX7325	—
53	Mounting—flexible	274870	274870	—
54	Plate—flexible mounting	239712	239712	—
55	Clamp—pipe Plate—clamp	239716	239716	—
56	Tail pipe	240087	240087	—
57	Tail pipe	239715	239715	—
58	Mounting—flexible	GEX7325	GEX7325	—
59	Plate—flexible mounting	239710 (2)	239710 (2)	—
60	Clamp—pipe Plate—clamp	90517567 (2)	90517567 (2)	—
61	Silencer	—	—	239715
62	Silencer	—	—	245926
63	Mounting—flexible	—	—	GEX7325
64	Plate—packing	—	—	239710 (2)
65	Plate—clamp—silencer	—	—	562823 (2)
66	Mounting—flexible	—	—	—

ELECTRICAL-INSTRUMENTS



G

 <p>G2</p>	 <p>G3</p>	 <p>G4</p>
 <p>G4</p>	 <p>G5</p>	 <p>G6</p>
 <p>G7</p>	 <p>G7</p>	 <p>G9</p>
 <p>G10</p>	 <p>G11</p>	 <p>G11</p>
 <p>G12</p>	 <p>G13</p>	

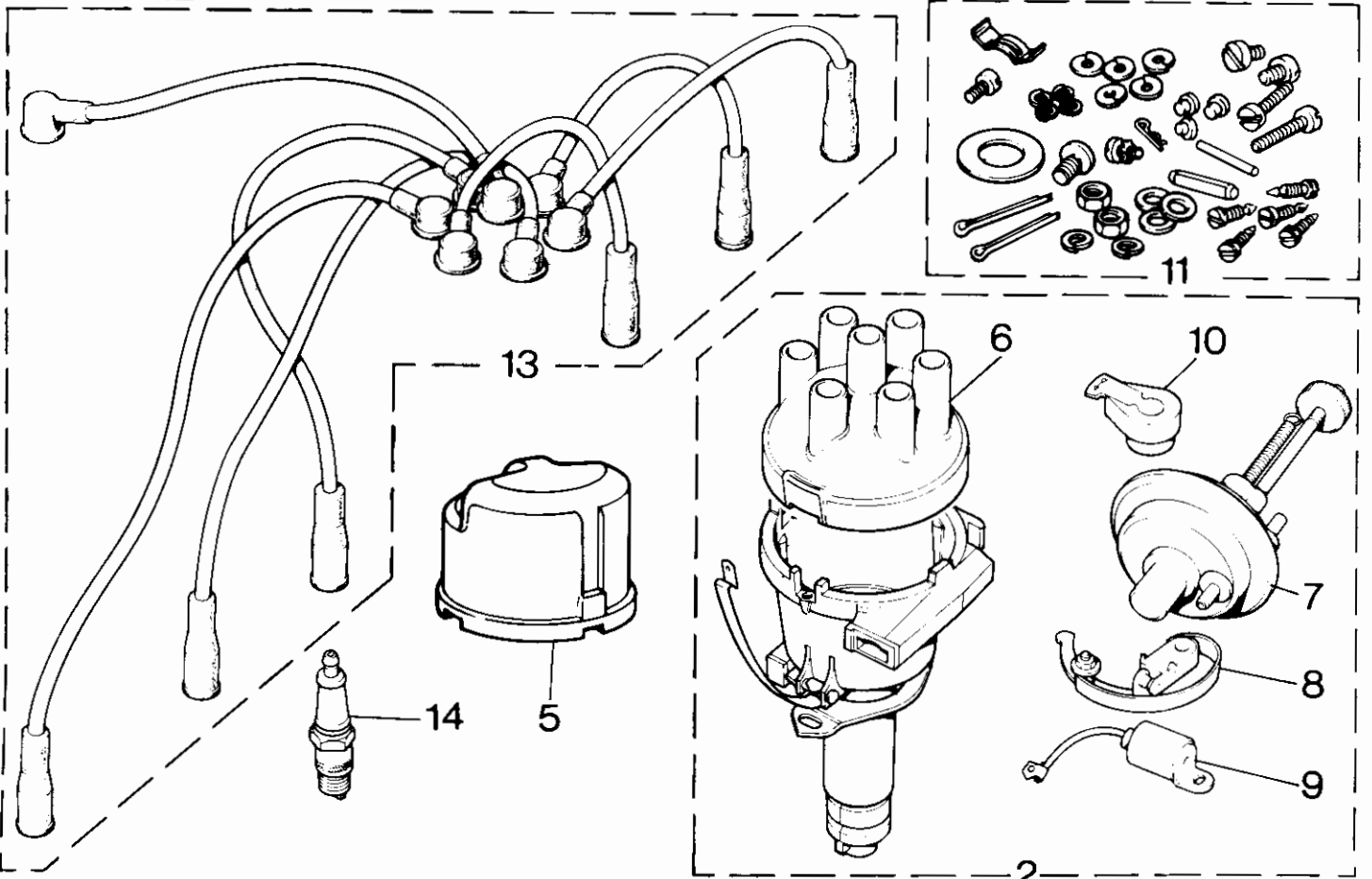
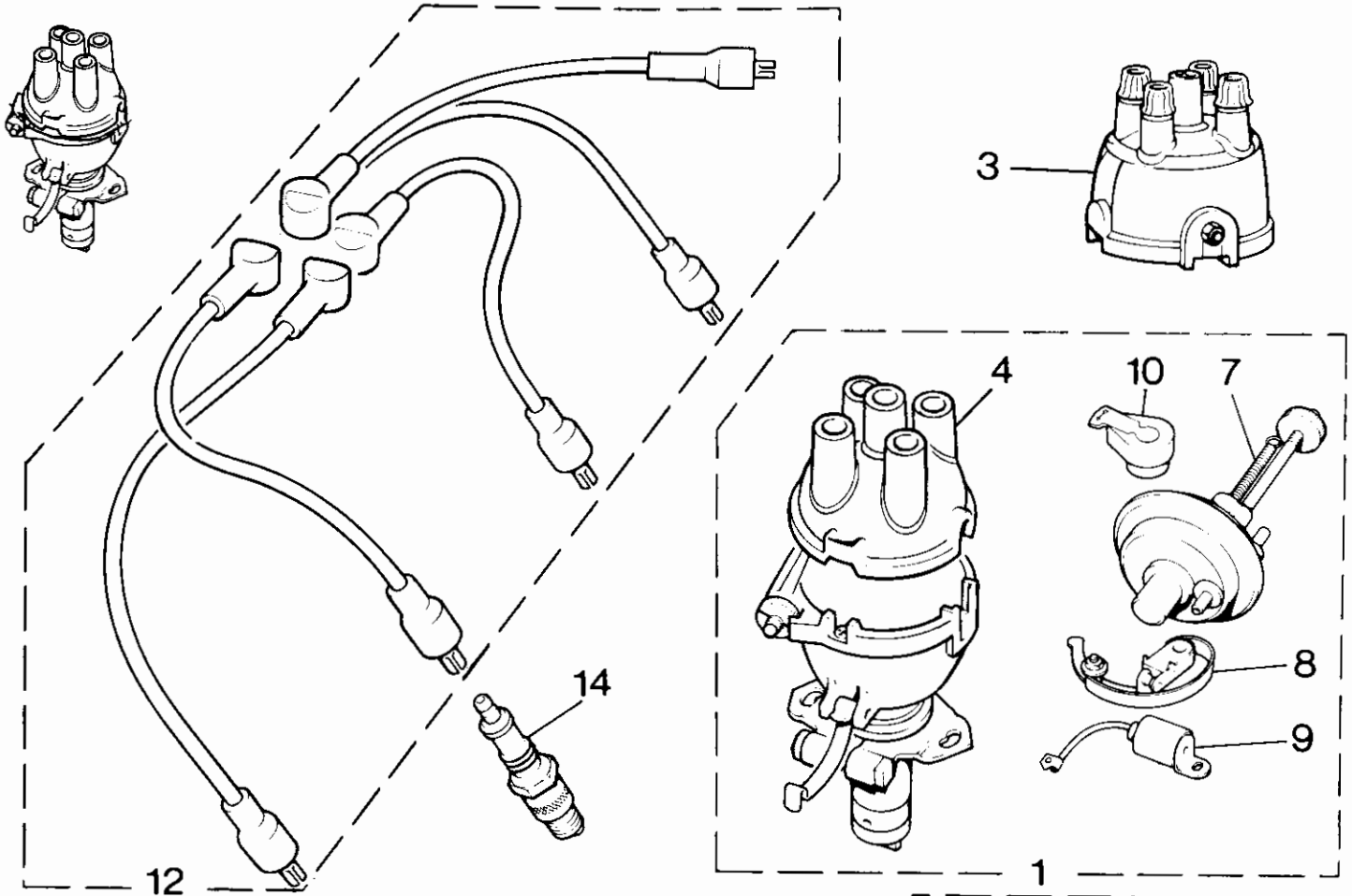


FIG.	DESCRIPTION	2½ LITRE PETROL	2½ LITRE DIESEL	2.6 LITRE PETROL
1	Distributor assembly Ser. IIA, Ser. III (Lucas 41363)	GEU918	—	—
2	Ser. IIA (Lucas 40923) (Side cable fixing)	—	—	541492
	Ser. IIA (Top cable fixing)	—	—	ERC545
	Ser. III (Lucas) (→eng. suffix B)	—	—	ERC545
	Ser. III (Lucas) (eng. suffix C→)	—	—	ERC1837
3	Cap—distributor Ser. IIA (With acorn nut connections)	GDC107	—	—
4	Ser. IIA, Ser. III (With push in type connections)	GDC103	—	—
5	Ser. IIA (Side cable fixing)	—	—	GDC101
6	Ser. IIA, Ser. III (Top cable fixing)	—	—	GDC115
7	Vacuum unit Ser. IIA, Ser. III	608111	—	—
	Ser. IIA, Ser. III (→eng. suffix B)	—	—	539573
	Ser. III (eng. suffix C→)	—	—	AAU6565
8	Set—contact Ser. IIA (For distributors 541492 and 568729)	—	—	GCS107
	Ser. IIA, Ser. III (For distributors 597735, ERC545 and ERC1837)	GCS101	—	GCS101
9	Condenser Ser. IIA, Ser. III	GSC111	—	GSC111
10	Arm—rotor Ser. IIA, Ser. III—standard	GRA101	—	GRA102
	Ser. IIA, Ser. III—speed limiting	—	—	GRA119
11	Kit—sundry parts	245015	—	245015
12	Kit—ignition lead Ser. IIA	GHT130	—	—
	Ser. III	GHT123	—	—
13	Ser. IIA, Ser. III	—	—	GHT127
14	Plug—sparking 4 cyl.			
	7.0 : 1	N8 (4)	—	—
	8.0 : 1	N12Y (4)	—	—
	6 cyl.	—	—	N5 (6)

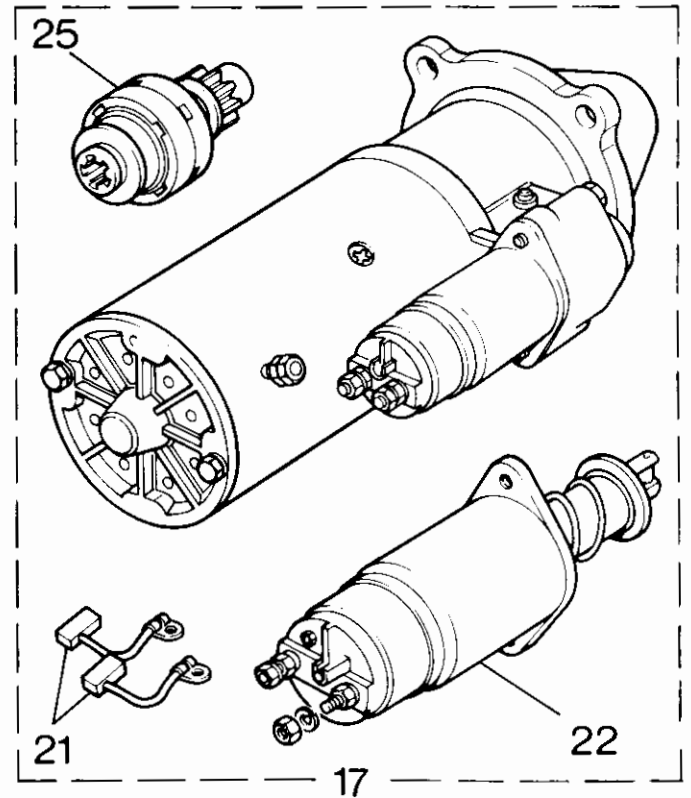
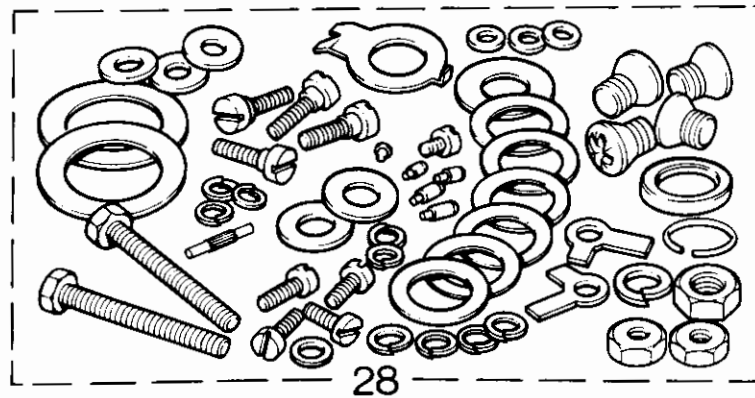
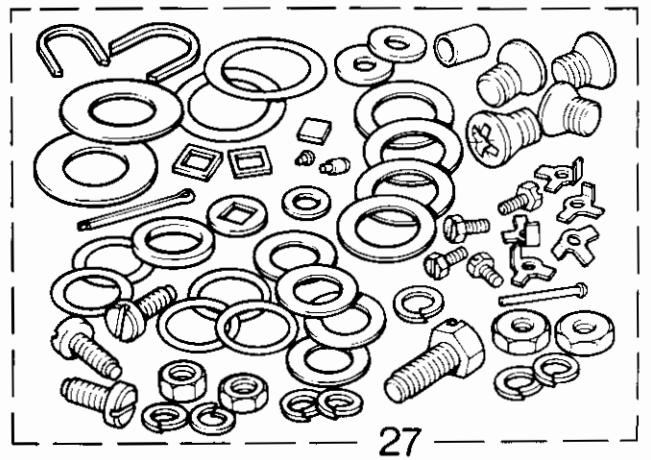
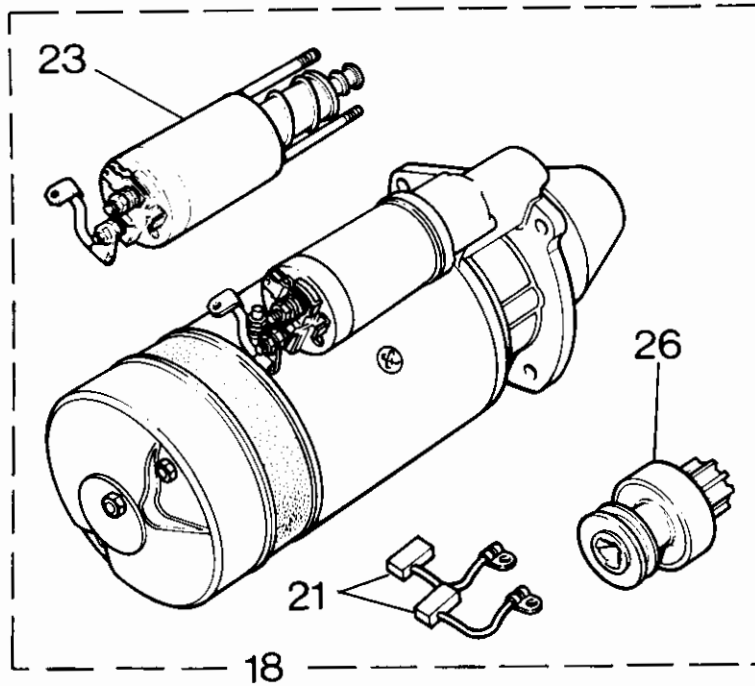
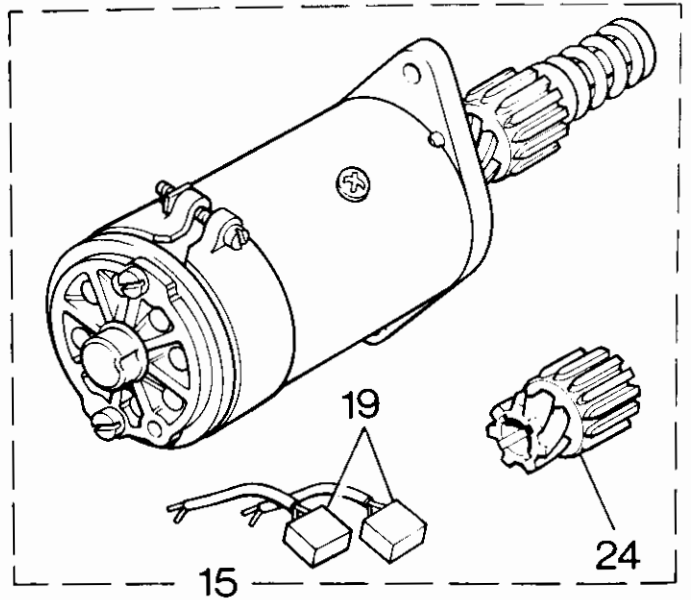
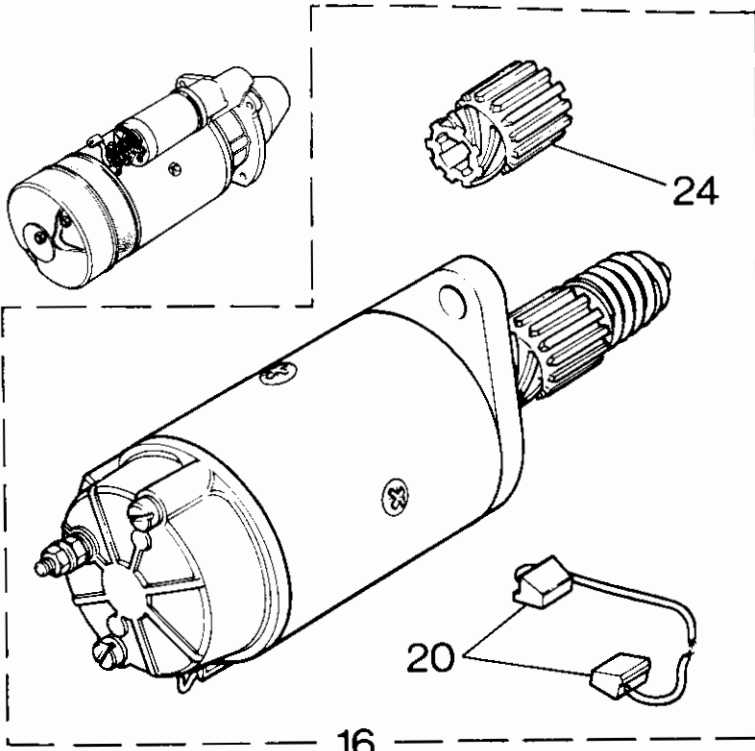


FIG.	DESCRIPTION	2½ LITRE PETROL	2½ LITRE DIESEL	2.6 LITRE PETROL
	Motor assembly—starter			
15	Ser. IIA, Ser. III model M418G (Lucas 25605)	GEU411	—	GEU411
16	Ser. III model 2M100 (Lucas 25668)	GEU419	—	GEU419
17	Ser. IIA (→eng. suffix J) model 45G (Lucas 26189)	—	GEU437	—
	Ser. IIA (eng. suffix K→) model 45G (Lucas 26259L, M)	—	GEU430	—
18	Ser. III model 45G (Lucas 26321 D)	—	GEU435	—
	Set—brush			
19	model M418G	GSB103	—	GSB103
20	model 2M100	GSB112	—	GSB112
21	model M45G	—	GSB101	—
	Solenoid			
22	Ser. IIA (→eng. suffix J)	—	532578	—
23	Ser. IIA (eng. suffix K→), Ser. III	—	37H6907	—
24	Pinion and sleeve			
	Ser. IIA, Ser. III	244711	—	244711
	Drive—starter			
25	Ser. IIA (→eng. suffix J)	—	RTC1123	—
26	Ser. IIA (eng. suffix K→)	—	RTC254	—
	Ser. III (With GEU435 Lucas 26321A, B or C)	—	RTC254	—
	Ser. III (With GEU435 Lucas 26321D onwards)	—	607751	—
	Kit—sundry parts			
27	Ser. IIA, Ser. III (with GEU411)	244718	—	244718
	Ser. III (with GEU419)	90608178	—	90608178
28	Ser. IIA (with GEU437)	—	270251	—
	Ser. IIA (with GEU430), Ser. III (with GEU435)	—	605622	—

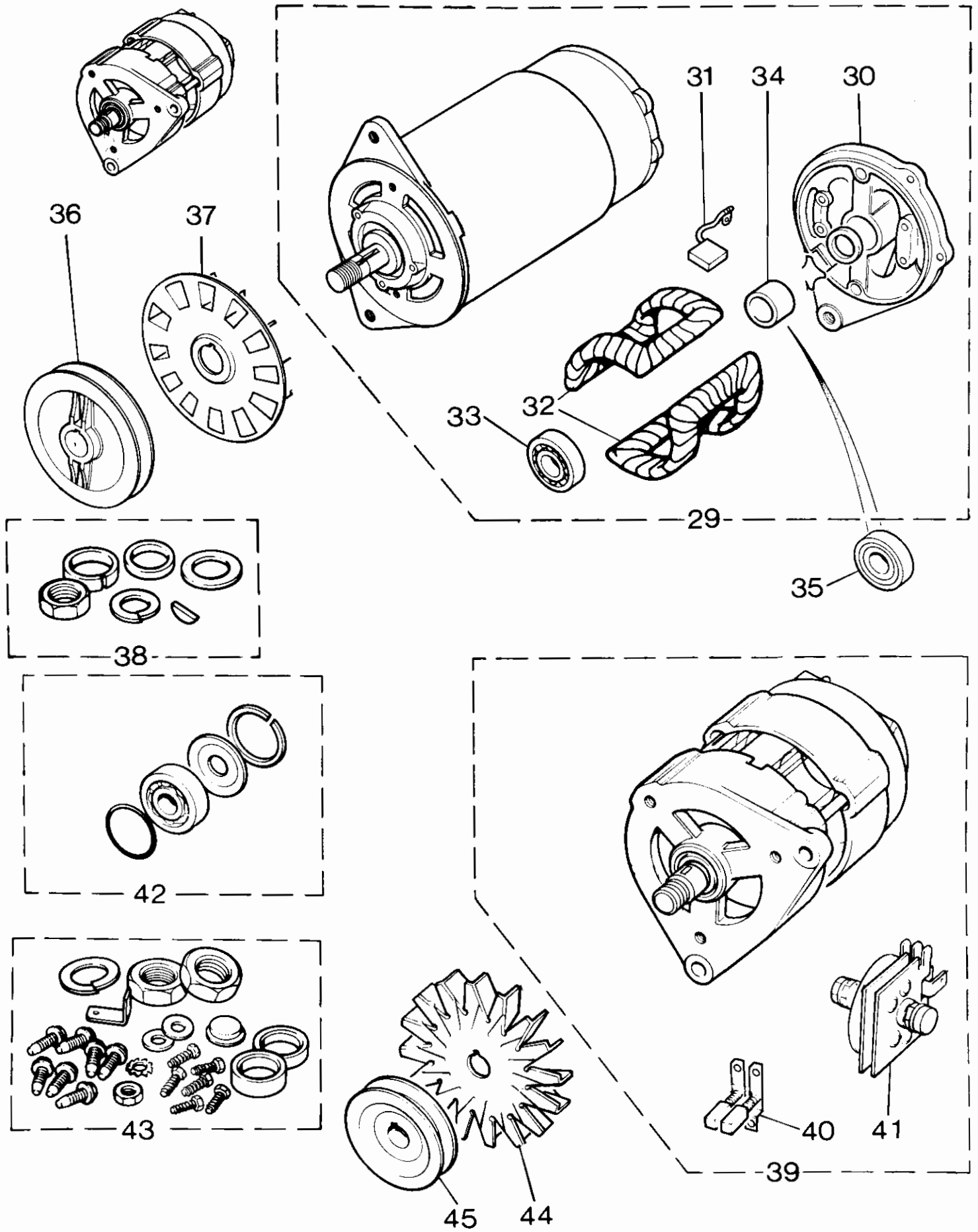


FIG.	DESCRIPTION	2½ LITRE PETROL	2½ LITRE DIESEL	2.6 LITRE PETROL
29	Dynamo assembly Ser. IIA model C40 C40T C42	GEU101 GEU105 —	GEU101 GEU105 —	— — GEU104
30	Bracket—commutator end model C40 C40T C42	514195 NLS —	514195 NLS —	— — 541313
31	Set—brush model C40 C40T C42	GGB102 27H3793 —	GGB102 27H3793 —	— — GGB101
32	Coil—field model C40, C40T C42	607141 —	607141 —	— 538631
33	Bearing—ball—front model C40 C40T C42	529221 605062 —	529221 605062 —	— — 529221
34	Bush—commutator end model C40 C42	271614 —	271614 —	— 538628
35	Bearing—commutator—end model C40T	90605057	90605057	—
36	Pulley—dynamo model C40, C40T C42	522913 —	522913 —	— 546287
37	Fan—dynamo model C40, C42 C40T	554055 550336 37H6836	554055 550336 37H6836	554055 — 37H6836
38	Kit—sundry parts			
39	Alternator assembly Ser. III 16ACR Machine sensed (eng. suffix A) Battery sensed (eng. suffix B→)	GEU205 GEU207 GGB504	GEU205 GEU207 GGB504	GEU205 GEU207 GGB504
40	Set—brush			
41	Rectifier (eng. suffix A) (eng. suffix B→) Kit	90607688 RTC1004	90607688 RTC1004	90607688 RTC1004
42	Slip ring end bearing	18G8620	18G8620	18G8620
43	Sundry parts	JS495	JS495	JS495
44	Fan—alternator	147990	147990	147990
45	Pulley—alternator	568788	568788	587522

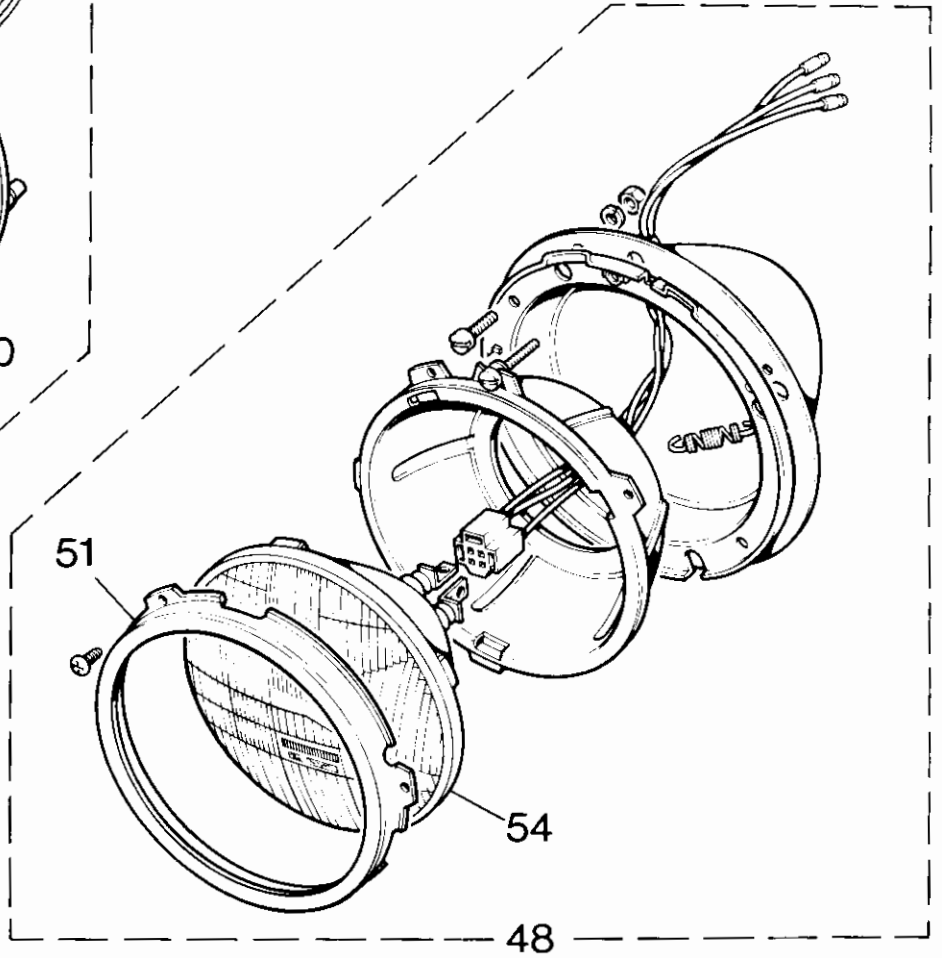
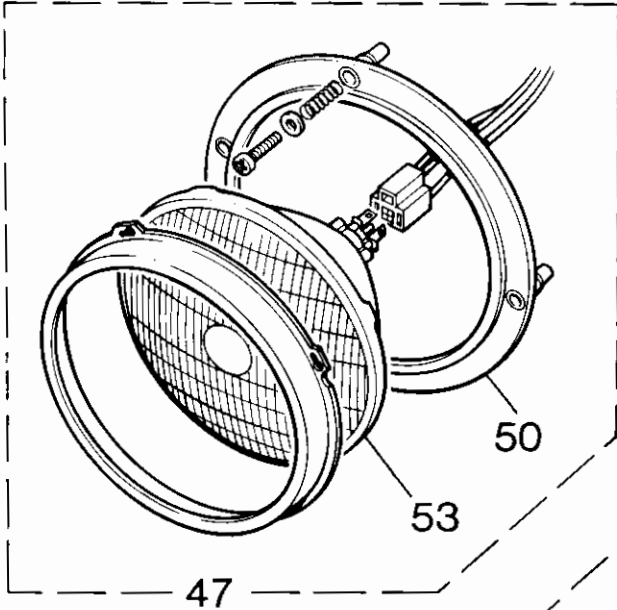
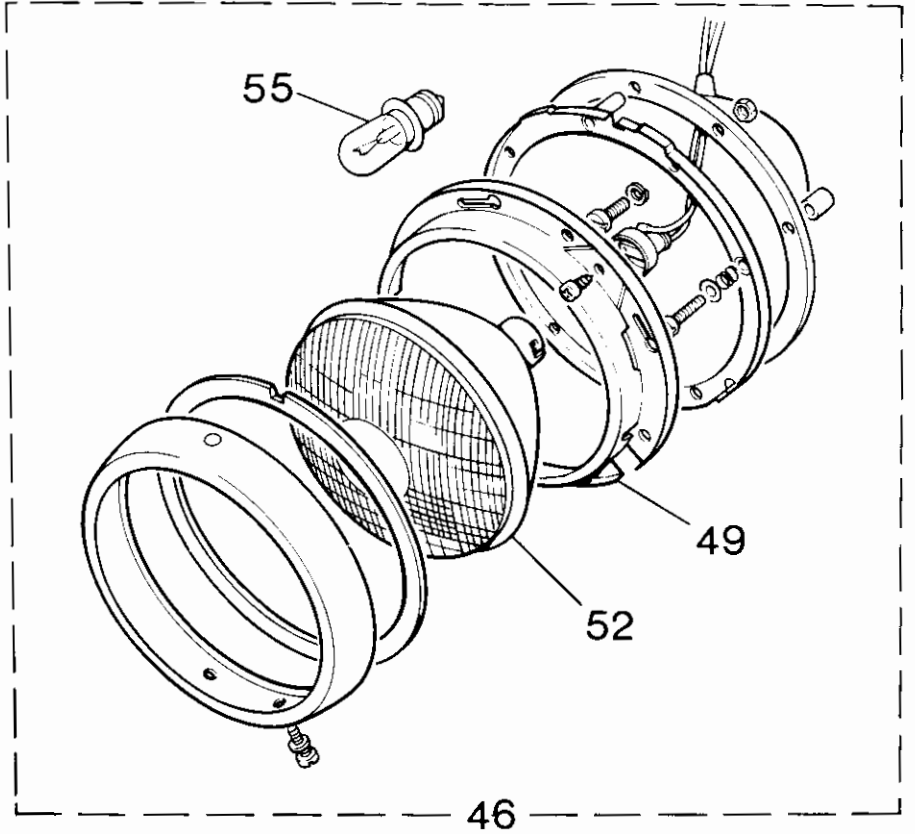
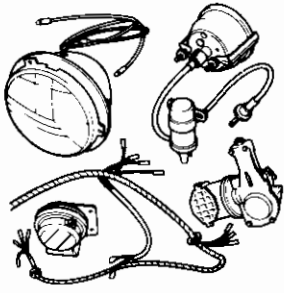


FIG.	DESCRIPTION	2½ LITRE PETROL	2½ LITRE DIESEL	2.6 LITRE PETROL
	Headlamp assembly			
	RHD			
46	Ser. IIA (vehicle suffix A)	RTC446 (2)	RTC446 (2)	—
47	Ser. IIA (vehicle suffix B→F)	536006 (2)	536006 (2)	536006 (2)
48	Ser. IIA (vehicle suffix G→)	575099 (2)	575099 (2)	575099 (2)
	Ser. III	575099 (2)	575099 (2)	575099 (2)
	LHD (except Europe)			
	Ser. IIA (vehicle suffix A)	605070 (2)	605070 (2)	—
	Ser. IIA (vehicle suffix B→F)	536111 (2)	536111 (2)	536111 (2)
	Ser. IIA (vehicle suffix G→)	575101 (2)	575101 (2)	575101 (2)
	Ser. III	575101 (2)	575101 (2)	575101 (2)
	LHD (Europe except France)			
	Ser. IIA (vehicle suffix A)	27H8204 (2)	27H8204 (2)	—
	LHD (Europe except France and Austria)			
	Ser. IIA (vehicle suffix B→F)	536112 (2)	536112 (2)	536112 (2)
	Ser. IIA (vehicle suffix G→)	560955 (2)	560955 (2)	560955 (2)
	Ser. III	560955 (2)	560955 (2)	560955 (2)
	LHD (France)			
	Ser. IIA (vehicle suffix A)	RTC445 (2)	RTC445 (2)	—
	Ser. IIA (vehicle suffix B→F)	563113 (2)	536113 (2)	536113 (2)
	Ser. IIA (vehicle suffix G→)	560955 (2)	560955 (2)	560955 (2)
	Ser. III	560955 (2)	560955 (2)	560955 (2)
	LHD (Austria)			
	Ser. IIA (vehicle suffix B→F)	90545107 (2)	90545107 (2)	90545107 (2)
	LHD (USA, Canada)			
	Ser. IIA	27H8207 (2)	27H8207 (2)	27H8207 (2)
	Rim—light unit—retaining			
49	Ser. IIA (vehicle suffix A)	274379 (2)	274379 (2)	—
50	Ser. IIA (vehicle suffix B→F)	601999 (2)	601999 (2)	601999 (2)
51	Ser. IIA (vehicle suffix G→)	515218 (2)	515218 (2)	515218 (2)
	Ser. IIA, Ser. III (USA, Canada)	515218 (2)	515218 (2)	515218 (2)
	Ser. III	515218 (2)	515218 (2)	515218 (2)
	Unit—light			
	RHD			
52	Ser. IIA (vehicle suffix A)	GLU501 (2)	GLU501 (2)	—
53	Ser. IIA (vehicle suffix B→F)	GLU104 (2)	GLU104 (2)	GLU104 (2)
	Ser. IIA (vehicle suffix G→)	GLU104 (2)	GLU104 (2)	GLU104 (2)
54	Ser. III	GLU131 (2)	GLU131 (2)	GLU131 (2)
	LHD (except Europe)			
	Ser. IIA (vehicle suffix A)	262342 (2)	262342 (2)	—
	Ser. IIA (vehicle suffix B→F)	GLU133 (2)	GLU133 (2)	GLU133 (2)
	Ser. IIA (vehicle suffix G→)	GLU133 (2)	GLU133 (2)	GLU133 (2)
	Ser. IIA, Ser. III (USA, Canada)	GLU133 (2)	GLU133 (2)	GLU133 (2)
	Ser. III	GLU133 (2)	GLU133 (2)	GLU133 (2)
	LHD (Europe except France)			
	Ser. IIA (vehicle suffix A)	GLU513 (2)	GLU513 (2)	—
	LHD (Europe)			
	Ser. IIA (vehicle suffix B→F)	GLU513 (2)	GLU513 (2)	GLU513 (2)
	Ser. IIA (vehicle suffix G→)	GLU513 (2)	GLU513 (2)	GLU513 (2)
	Ser. III	GLU513 (2)	GLU513 (2)	GLU513 (2)
	LHD (France)			
	Ser. IIA (vehicle suffix A)	NLS	NLS	—
	Bulb			
	RHD			
55	Ser. IIA (vehicle suffix A)	GLB414 (2)	GLB414 (2)	—
	LHD (except Europe)			
	Ser. IIA (vehicle suffix A)	GLB415 (2)	GLB415 (2)	—
	LHD (Europe except France)			
	Ser. IIA (vehicle suffix A)	GLB410 (2)	GLB410 (2)	—
	Ser. IIA (vehicle suffix B→F)	GLB410 (2)	GLB410 (2)	GLB410 (2)
	Ser. IIA (vehicle suffix G→)	GLB410 (2)	GLB410 (2)	GLB410 (2)
	LHD (France)			
	Ser. IIA (vehicle suffix A)	GLB411 (2)	GLB411 (2)	—
	Ser. IIA (vehicle suffix B→F)	GLB411 (2)	GLB411 (2)	GLB411 (2)
	Ser. IIA (vehicle suffix G→)	GLB411 (2)	GLB411 (2)	GLB411 (2)
	Ser. III	GLB411 (2)	GLB411 (2)	GLB411 (2)
	LHD (Italy)			
	Ser. III	GLB410 (2)	GLB410 (2)	GLB410 (2)

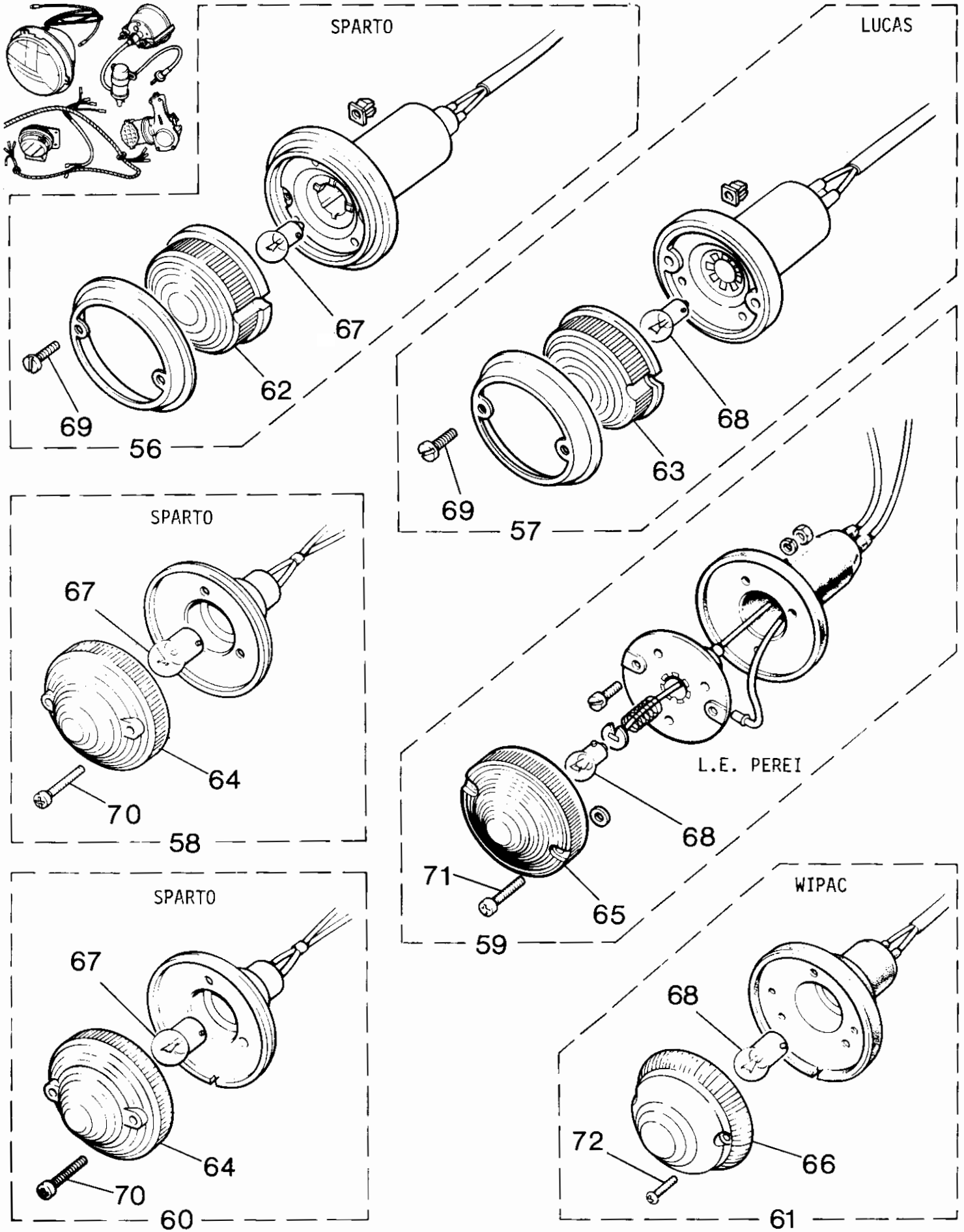


FIG.	DESCRIPTION	2½ LITRE PETROL	2½ LITRE DIESEL	2.6 LITRE PETROL
	Lamp assembly—side			
	Ser. IIA (vehicle suffix A)			
56	Sparto	505144 (2)	505144 (2)	—
57	Lucas	510179 (2)	510179 (2)	—
	Ser. IIA (vehicle suffix B → F except France)			
58	Sparto	536117 (2)	536117 (2)	536117 (2)
59	L. E. Perei	589404 (2)	589404 (2)	589404 (2)
	Ser. IIA (vehicle suffix G → except France)			
60	Sparto	575119 (2)	575119 (2)	575119 (2)
59	L. E. Perei	589404 (2)	589404 (2)	589404 (2)
	Ser. IIA (vehicle suffix B → G France)			
61	Wipac	589403 (2)	589403 (2)	589403 (2)
	Ser. III			
59	L. E. Perei	589404 (2)	589404 (2)	589404 (2)
61	Wipac	589403 (2)	589403 (2)	589403 (2)
	Lens			
	Ser. IIA (vehicle suffix A)			
62	Sparto	504130 (2)	504130 (2)	—
63	Lucas	90514150 (2)	90514150 (2)	—
	Ser. IIA (vehicle suffix B → F except France)			
64	Sparto	536151 (2)	536151 (2)	536151 (2)
65	L. E. Perei	589284 (2)	589284 (2)	589284 (2)
	Ser. IIA (vehicle suffix G → except France)			
64	Sparto	536151 (2)	536151 (2)	536151 (2)
65	L. E. Perei	589284 (2)	589284 (2)	589284 (2)
	Ser. IIA (vehicle suffix B → G France)			
66	Wipac	589283 (2)	589283 (2)	589283 (2)
	Ser. III			
65	L. E. Perei	589284 (2)	589284 (2)	589284 (2)
66	Wipac	589283 (2)	589283 (2)	589283 (2)
	Bulb			
	Ser. IIA (vehicle suffix A)			
67	Sparto	GLB207 (2)	GLB207 (2)	—
68	Lucas	GLB989 (2)	GLB989 (2)	—
	Ser. IIA (vehicle suffix B → F except France)			
67	Sparto	GLB207 (2)	GLB207 (2)	GLB207 (2)
68	L. E. Perei	GLB989 (2)	GLB989 (2)	GLB989 (2)
	Ser. IIA (vehicle suffix G → except France)			
67	Sparto	GLB207 (2)	GLB207 (2)	GLB207 (2)
68	L. E. Perei	GLB989 (2)	GLB989 (2)	GLB989 (2)
	Ser. IIA (vehicle suffix B → G France)			
68	Wipac	GLB989 (2)	GLB989 (2)	GLB989 (2)
	Ser. III			
68	L. E. Perei	GLB989 (2)	GLB989 (2)	GLB989 (2)
68	Wipac	GLB989 (2)	GLB989 (2)	GLB989 (2)
	Screw—lens fixing			
	Ser. IIA (vehicle suffix A)			
69	Sparto	90514149 (4)	90514149 (4)	—
69	Lucas	90514149 (4)	90514149 (4)	—
	Ser. IIA (vehicle suffix B → F except France)			
70	Sparto	542038 (4)	542038 (4)	542038 (4)
71	L. E. Perei	608004 (4)	608004 (4)	608004 (4)
	Ser. IIA (vehicle suffix G → except France)			
70	Sparto	542038 (4)	542038 (4)	542038 (4)
71	L. E. Perei	608004 (4)	608004 (4)	608004 (4)
	Ser. IIA (vehicle suffix B → G) France			
72	Wipac	608005 (4)	608005 (4)	608005 (4)
	Ser. III			
71	L. E. Perei	608004 (4)	608004 (4)	608004 (4)
72	Wipac	608005 (4)	608005 (4)	608005 (4)

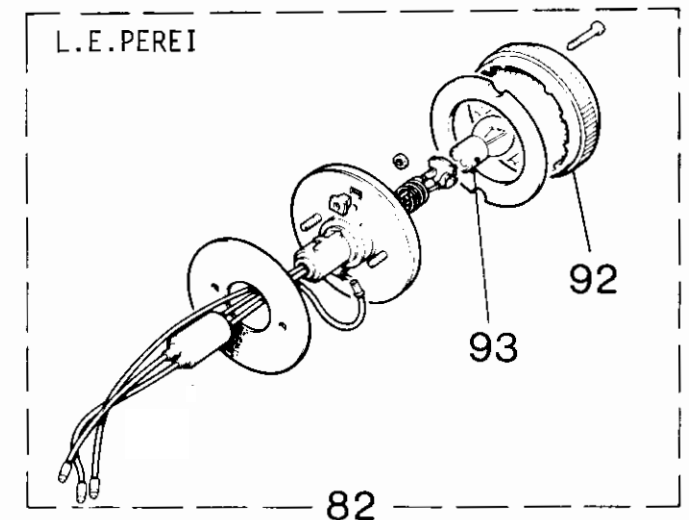
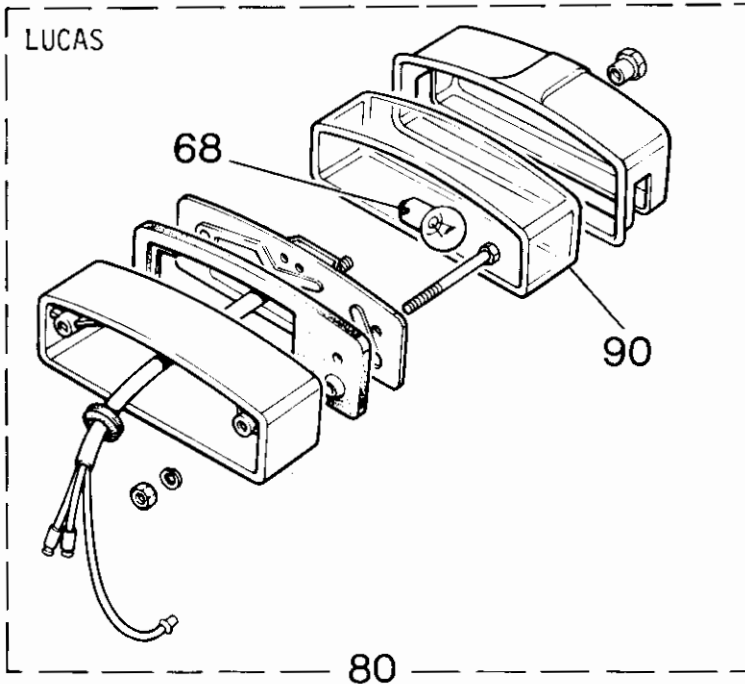
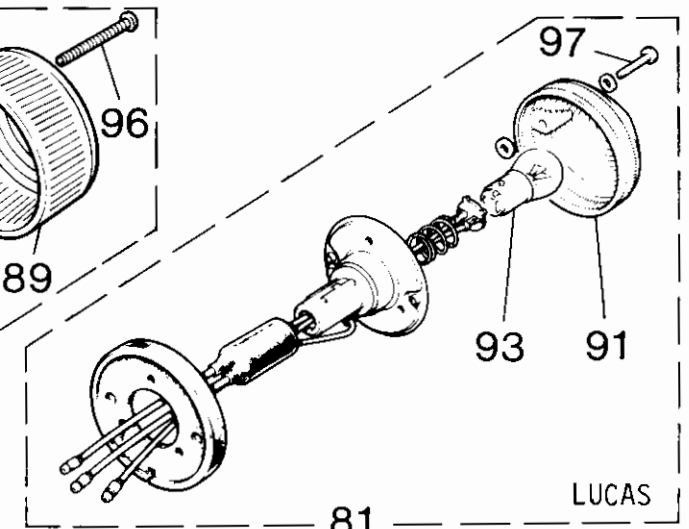
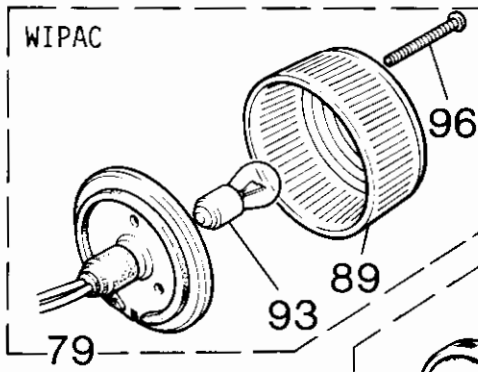
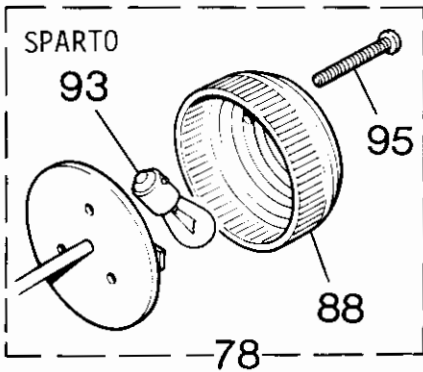
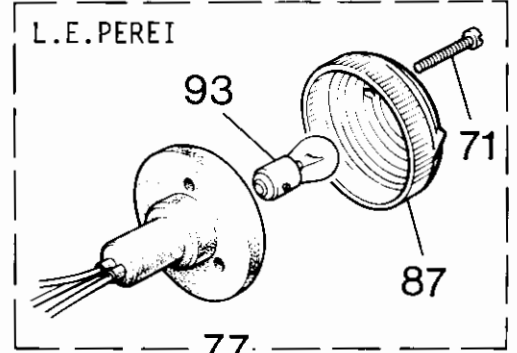
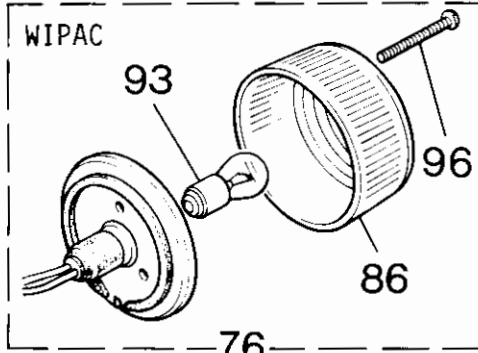
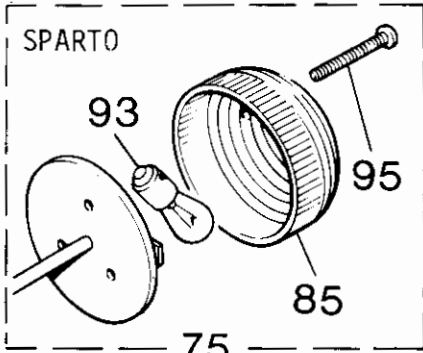
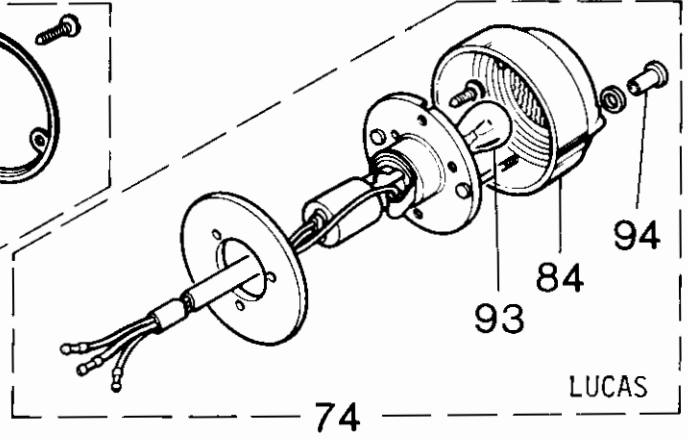
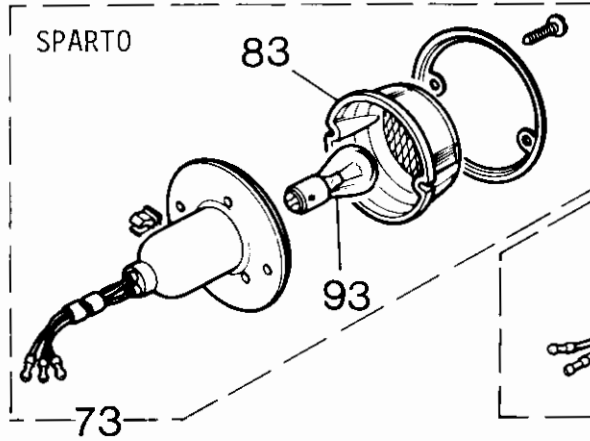


FIG.	DESCRIPTION	2½ LITRE PETROL	2½ LITRE DIESEL	2.6 LITRE PETROL
73	Lamp assembly—stop/tail Ser. IIA (vehicle suffix A) Sparto	276317 (2)	276317 (2)	—
74	Lucas	510176 (2)	510176 (2)	—
75	Lamp assembly—stop/tail and rear number plate Ser. IIA (vehicle suffix B →) Sparto	532881 (2)	532881 (2)	532881 (2)
76	Wipac (France)	531684 (2)	531684 (2)	531684 (2)
77	L. E. Perei	589446 (2)	589446 (2)	589446 (2)
78	Lamp assembly—stop/tail (optional) Ser. IIA (vehicle suffix B →) Sparto	541520 (2)	541520 (2)	541520 (2)
79	Wipac	541522 (2)	541522 (2)	541522 (2)
80	Lamp assembly—rear number plate Ser. IIA (vehicle suffix A →) Lucas	90575150	90575150	90575150
75	Lamp assembly—stop/tail Ser. III Sparto (→12/72)	532881 (2)	532881 (2)	532881 (2)
76	Wipac (→8/73)	531684 (2)	531684 (2)	531684 (2)
77	L. E. Perei (→8/73)	589446 (2)	589446 (2)	589446 (2)
81	Lucas (France)	589812 (2)	589812 (2)	589812 (2)
82	L. E. Perei (9/73 →)	589419 (2)	589419 (2)	589419 (2)
81	Lucas (9/73 →)	589812 (2)	589812 (2)	589812 (2)
80	Lamp assembly—rear number plate Ser. III Lucas	90575150	90575150	90575150
83	Lens Ser. IIA (vehicle suffix A) Sparto	90500411 (2)	90500411 (2)	—
84	Lucas	90514152 (2)	90514152 (2)	—
85	Ser. IIA (vehicle suffix B →) Sparto	532880 (2)	532880 (2)	532880 (2)
86	Wipac (France)	542043 (2)	542043 (2)	542043 (2)
87	L. E. Perei	589448 (2)	589448 (2)	589448 (2)
88	Ser. IIA (vehicle suffix B → optional) Sparto	541521 (2)	541521 (2)	541521 (2)
89	Wipac	542044 (2)	542044 (2)	542044 (2)
90	Ser. IIA (vehicle suffix A →) Lucas	601721	601721	—
85	Ser. III Sparto (→12/72)	532880 (2)	532880 (2)	532880 (2)
86	Wipac (→8/73)	542043 (2)	542043 (2)	542043 (2)
87	L. E. Perei (→8/73)	589448 (2)	589448 (2)	589448 (2)
91	Lucas (France)	RTC210 (2)	RTC210 (2)	RTC210 (2)
92	L. E. Perei (9/73 →)	589420 (2)	589420 (2)	589420 (2)
91	Lucas (9/73 →)	RTC210 (2)	RTC210 (2)	RTC210 (2)
90	Ser. III Lucas	601721	601721	601721
93	Bulb Ser. IIA (vehicle suffix A) Sparto	GLB380 (2)	GLB380 (2)	—
93	Lucas	GLB380 (2)	GLB380 (2)	—
93	Ser. IIA (vehicle suffix B →) Sparto	GLB380 (2)	GLB380 (2)	GLB380 (2)
93	Wipac (France)	GLB380 (2)	GLB380 (2)	GLB380 (2)
93	L. E. Perei	GLB380 (2)	GLB380 (2)	GLB380 (2)
93	Ser. IIA (vehicle suffix B → optional) Sparto	GLB380 (2)	GLB380 (2)	GLB380 (2)
93	Wipac	GLB380 (2)	GLB380 (2)	GLB380 (2)
68	Ser. IIA vehicle suffix A → Lucas	GLB989 (2)	GLB989 (2)	GLB989 (2)
93	Ser. III Sparto (→12/72)	GLB380 (2)	GLB380 (2)	GLB380 (2)
93	Wipac (→8/73)	GLB380 (2)	GLB380 (2)	GLB380 (2)
93	L. E. Perei (→8/73)	GLB380 (2)	GLB380 (2)	GLB380 (2)
93	Lucas (France)	GLB380 (2)	GLB380 (2)	GLB380 (2)
93	L. E. Perei (9/73 →)	GLB380 (2)	GLB380 (2)	GLB380 (2)
93	Lucas (9/73 →)	GLB380 (2)	GLB380 (2)	GLB380 (2)
68	Ser. III Lucas	GLB989	GLB989	GLB989

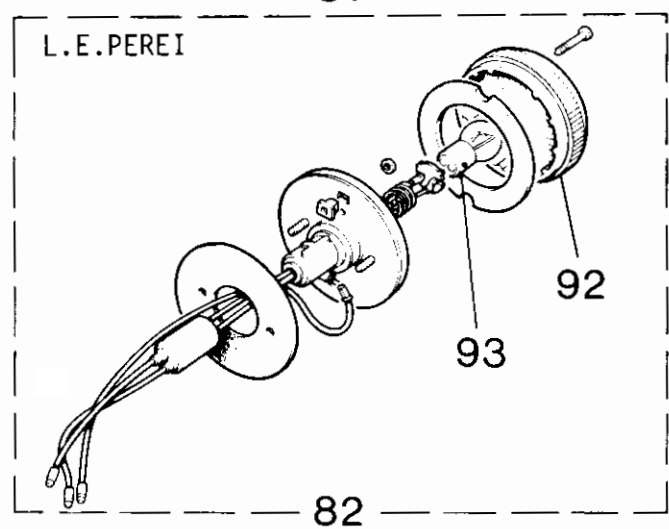
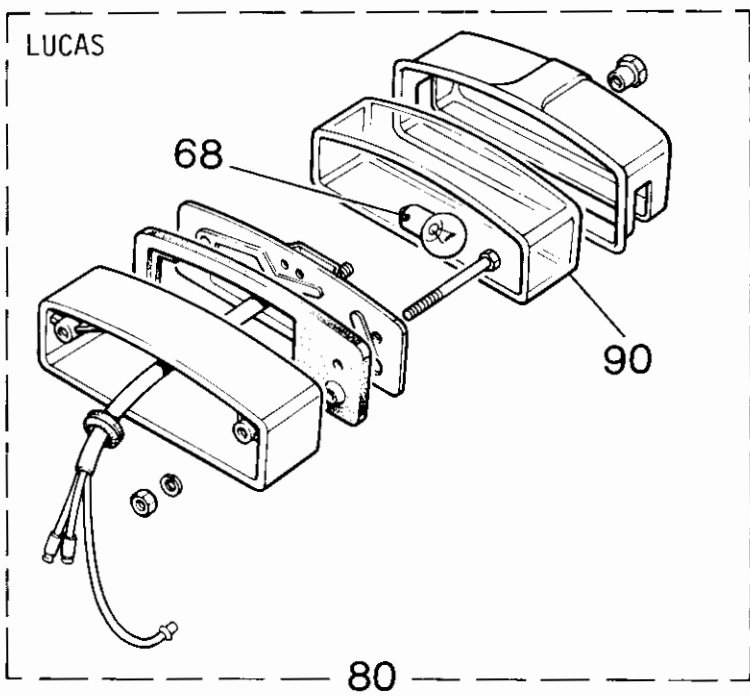
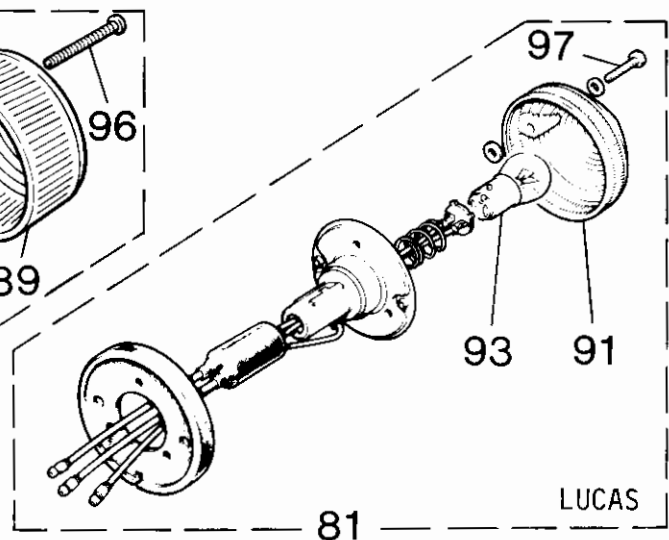
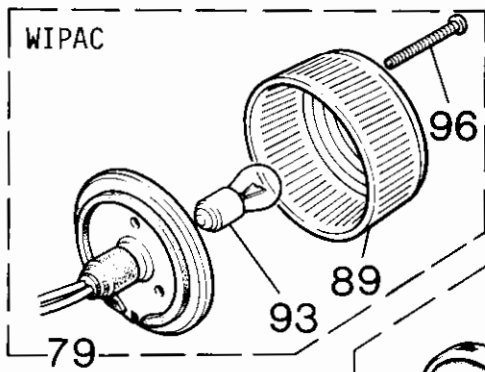
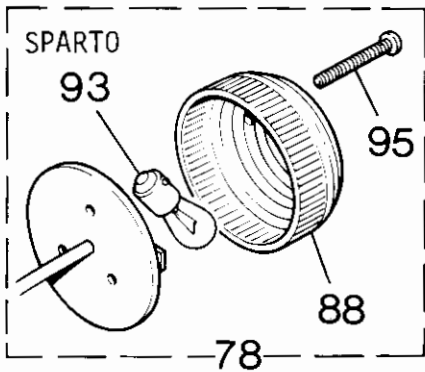
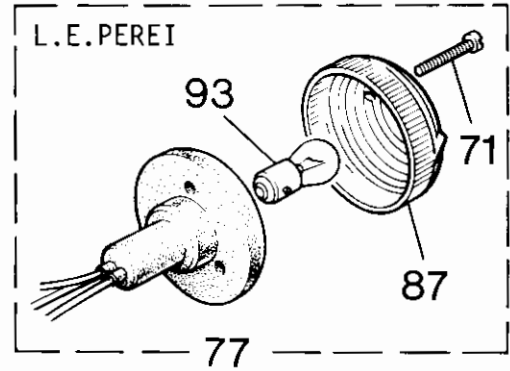
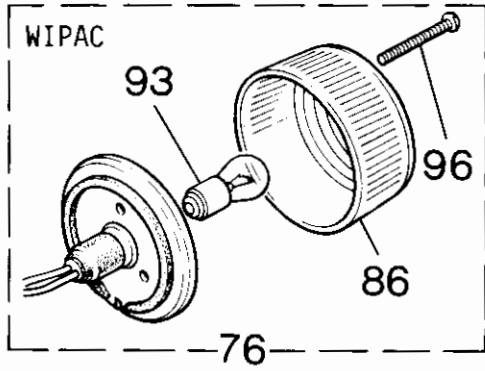
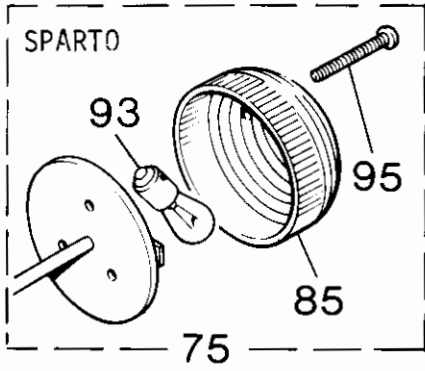
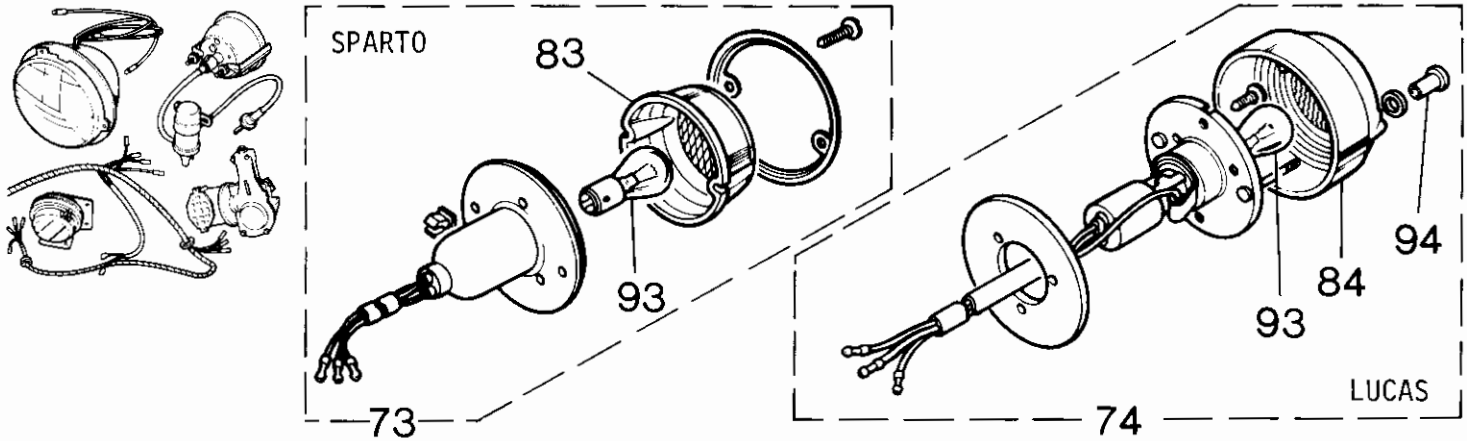


FIG.	DESCRIPTION	2½ LITRE PETROL	2½ LITRE DIESEL	2-6 LITRE PETROL
	Screw—lens fixing			
	Ser. IIA (vehicle suffix A)			
94	Sparto	NLS	NLS	—
	Lucas	47H5531 (4)	47H5531 (4)	—
	Ser. IIA (vehicle suffix B → optional)			
95	Sparto	542036 (4)	542036 (4)	542036 (4)
96	Wipac (France)	542041 (4)	542041 (4)	542041 (4)
71	L. E. Perei	608004 (4)	608004 (4)	608004 (4)
	Ser. III			
95	Sparto (→12/72)	542036 (4)	542036 (4)	542036 (4)
96	Wipac (→8/73)	542041 (4)	542041 (4)	542041 (4)
71	L. E. Perei (→8/73)	608004 (4)	608004 (4)	608004 (4)
97	Lucas (France)	551436 (4)	551436 (4)	551436 (4)
	L. E. Perei (9/73→)	NLS	NLS	NLS
97	Lucas (9/73→)	551436 (4)	551436 (4)	551436 (4)

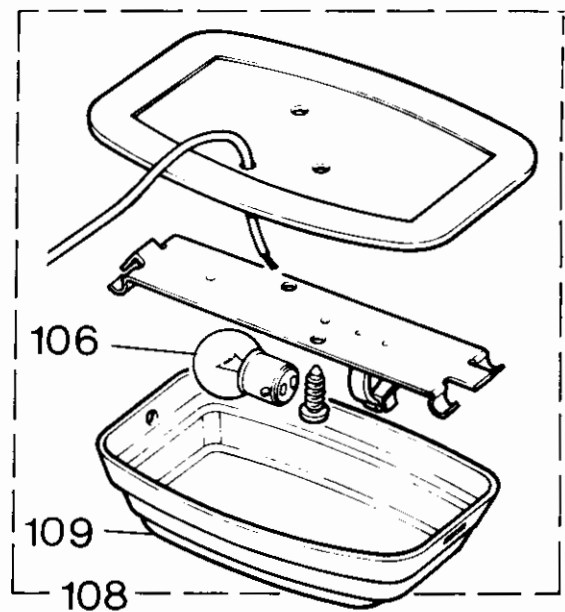
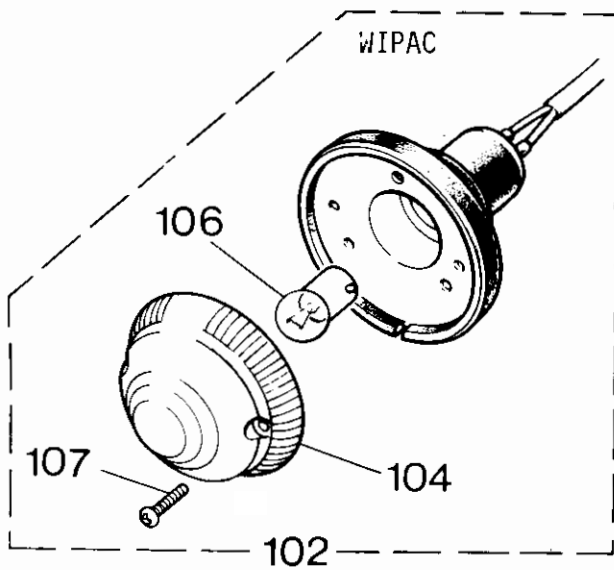
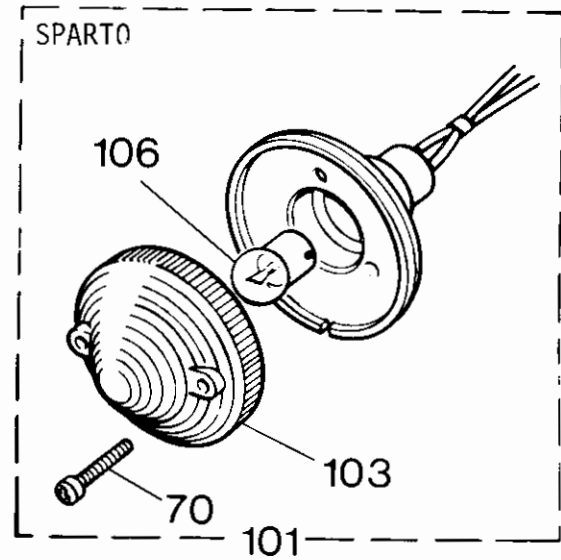
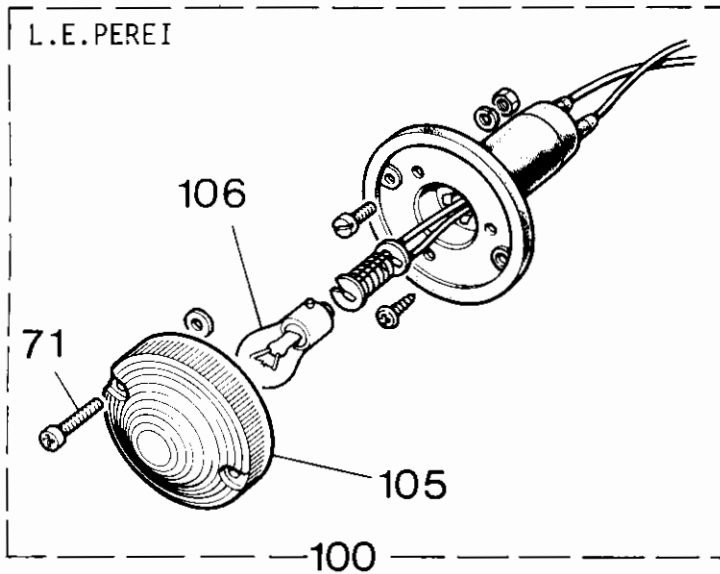
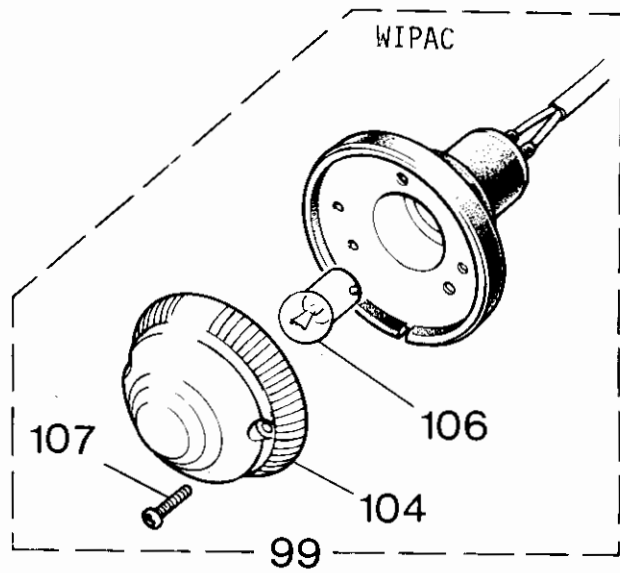
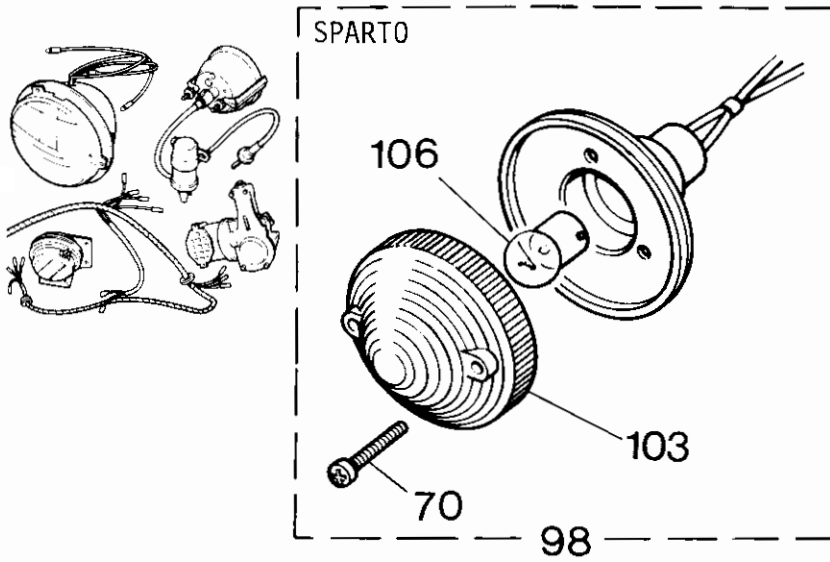


FIG.	DESCRIPTION	2½ LITRE PETROL	2½ LITRE DIESEL	2.6 LITRE PETROL
	Lamp assembly—flasher			
	Ser. IIA (→vehicle suffix F)			
98	Sparto	536094 (4)	536094 (4)	536094 (4)
99	Wipac	536148 (4)	536148 (4)	536148 (4)
100	L.E. Perei	589409 (4)	589409 (4)	589409 (4)
	Ser. IIA (vehicle suffix G →)			
101	Sparto	575125 (4)	575125 (4)	575125 (4)
102	Wipac	575123 (4)	575123 (4)	575123 (4)
100	L.E. Perei	589409 (4)	589409 (4)	589409 (4)
	Ser. III			
101	Sparto (→12/72)	575125 (4)	575125 (4)	575125 (4)
102	Wipac (→12/72)	575123 (4)	575123 (4)	575123 (4)
100	L.E. Perei (1/73→)	589409 (4)	589409 (4)	589409 (4)
	Lens			
	Ser. IIA (→vehicle suffix F)			
103	Sparto	536152 (4)	536152 (4)	536152 (4)
104	Wipac	542048 (4)	542048 (4)	542048 (4)
	Lucas	551432 (4)	551432 (4)	551432 (4)
105	L.E. Perei	589285 (4)	589285 (4)	589285 (4)
	Ser. III			
103	Sparto (→12/72)	536152 (4)	536152 (4)	536152 (4)
104	Wipac (→12/72)	542048 (4)	542048 (4)	542048 (4)
105	L.E. Perei (1/73→)	589285 (4)	589285 (4)	589285 (4)
106	Bulb	GLB382 (4)	GLB382 (4)	GLB382 (4)
	Screw—lens fixing			
	Ser. IIA (→vehicle suffix F)			
70	Sparto	542038 (8)	542038 (8)	542038 (8)
107	Wipac	542042 (8)	542042 (8)	542042 (8)
	Lucas	600423 (8)	600423 (8)	600423 (8)
71	L.E. Perei	608004 (8)	608004 (8)	608004 (8)
	Ser. III			
70	Sparto (→12/72)	542038 (8)	542038 (8)	542038 (8)
107	Wipac (→12/72)	542042 (8)	542042 (8)	542042 (8)
71	L.E. Perei (1/73→)	608004 (8)	608004 (8)	608004 (8)
108	Lamp—roof			
	Ser. IIA, Ser. III Station Wagon	265295	265295	265295
109	Lens	320608	320608	320608
106	Bulb	GLB382	GLB382	GLB382

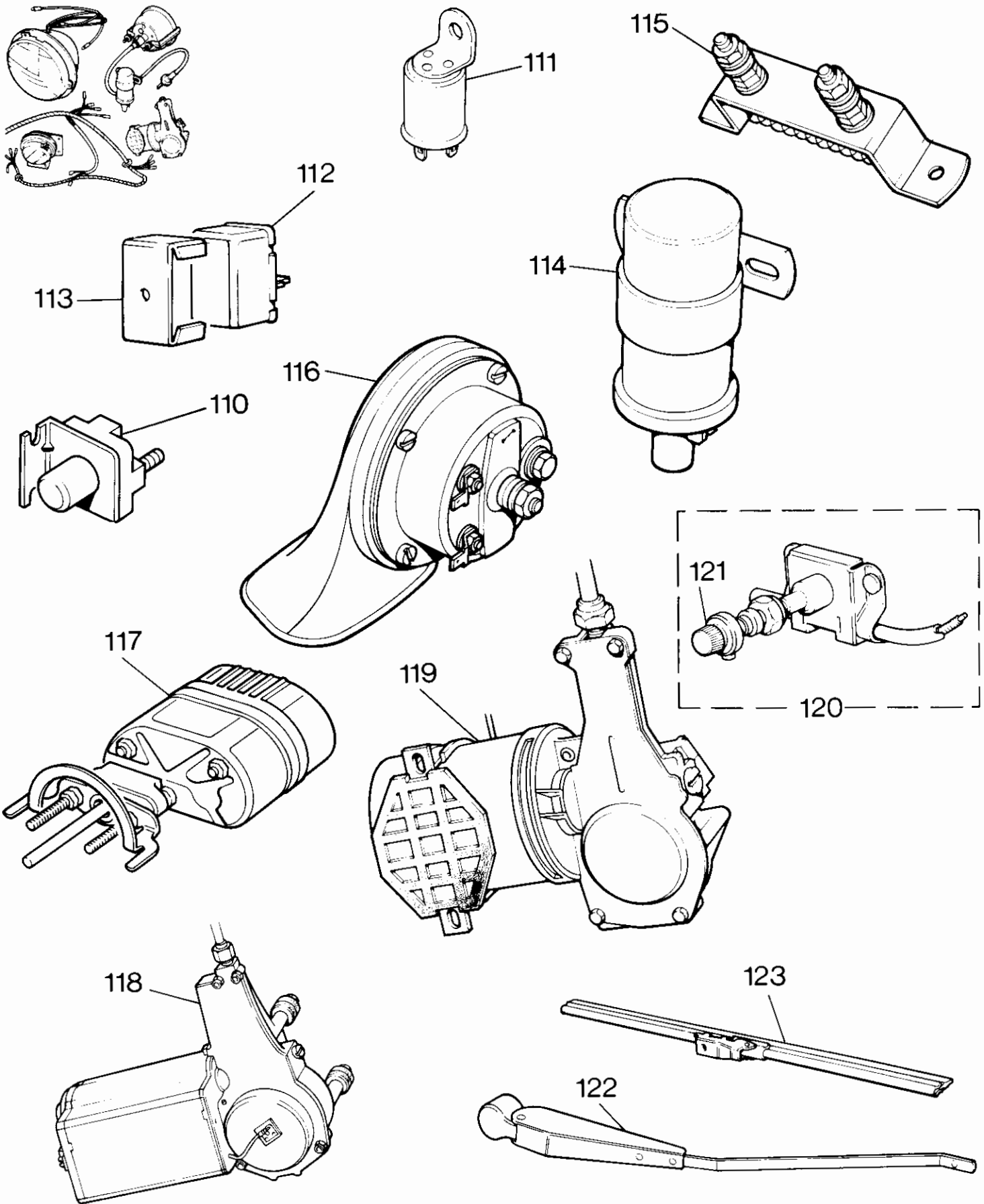


FIG.	DESCRIPTION	2½ LITRE PETROL	2½ LITRE DIESEL	2.6 LITRE PETROL
110	Solenoid—starter Unit—flasher	RTC461	—	RTC461
111	Ser. IIA (→vehicle suffix F)	GFU103	GFU103	GFU103
112	Ser. IIA (vehicle suffix G→)	GFU107	GFU107	GFU107
	Ser. III	GFU107	GFU107	GFU107
113	Clip—flasher unit mounting— Ser. III	567959	567959	567959
114	Coil—ignition	GCL110	—	GCL110
115	Resistor	—	PRC1716	—
116	Horn			
	Ser. IIA			
	Clearhooter—low note	600890	600890	560749
	Mixo—low note	623065	623065	—
	Lucas—low note	GGE804	GGE804	—
	Ser. III			
	Mixo—low note	623065	623065	623065
	Motor—windscreen wiper			
117	Ser. IIA (→vehicle suffix C)	GEU701	GEU701	—
118	Ser. IIA (vehicle suffix D→E)	GEU714	GEU714	GEU714
119	Ser. IIA (vehicle suffix F→)	GEU708	GEU708	GEU708
	Ser. III	GEU708	GEU708	GEU708
120	Wheelbox assembly—wiper			
	Ser. IIA (vehicle suffix D→E)	551227 (2)	551227 (2)	551227 (2)
	Ser. IIA (vehicle suffix F→)	560887 (2)	560887 (2)	560887 (2)
	Ser. III	560887 (2)	560887 (2)	560887 (2)
121	Spindle and gear			
	Ser. IIA (vehicle suffix D→)	605904 (2)	605904 (2)	605904 (2)
	Ser. III	605904 (2)	605904 (2)	605904 (2)
122	Arm—wiper—stud fixing			
	Ser. IIA (→vehicle suffix C)	261503	261503	—
	Arm—wiper—box fitting			
	Ser. IIA (→vehicle suffix C)	RTC376	RTC376	—
	Arm—wiper			
	Ser. IIA (vehicle suffix D→)			
	RH	37H7848	37H7848	37H7848
	LH	37H7847	37H7847	37H7847
	Ser. III			
	RH	RTC822	RTC822	RTC822
	LH	RTC819	RTC819	RTC819
123	Blade—wiper—stud fixing			
	Ser. IIA (→vehicle suffix C)	GWB127	GWB127	—
	Blade—wiper—box fixing			
	Ser. IIA (→vehicle suffix C)	GWB128	GWB128	—
	Blade—wiper			
	Ser. IIA (vehicle suffix D→)	GWB128 (2)	GWB128 (2)	GWB128 (2)
	Ser. III	GWB195 (2)	GWB195 (2)	GWB195 (2)

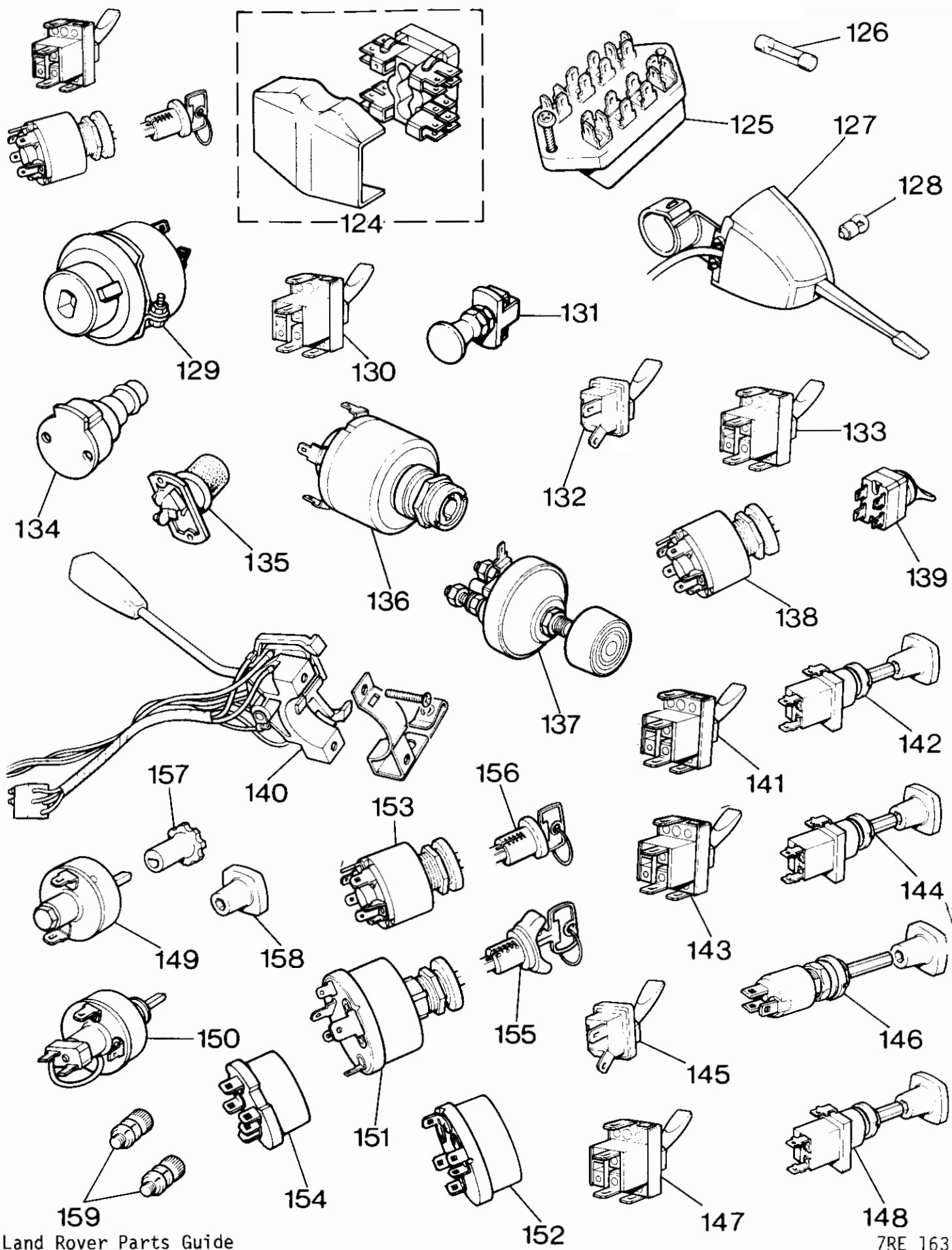
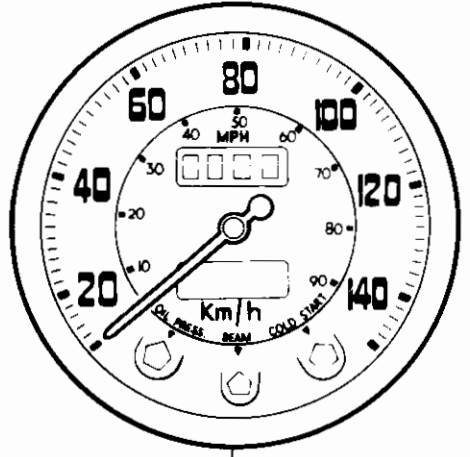
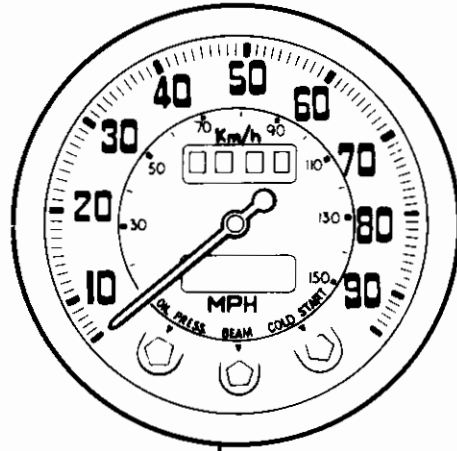
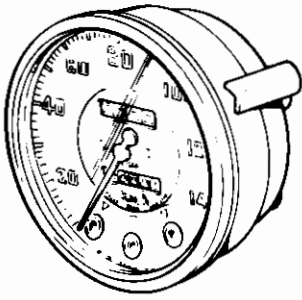


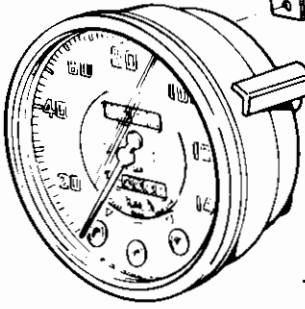
FIG.	DESCRIPTION	2½ LITRE PETROL	2½ LITRE DIESEL	2.6 LITRE PETROL
124	Box—fuse Ser. IIA	606253	606253	606253
125	Ser. III	575395	575395	575395
126	Fuse Ser. IIA, Ser. III	GFS435	GFS435	GFS435
127	Switch—direction indicator Ser. IIA (→vehicle suffix F) Ser. IIA (vehicle suffix G→)	90519866 575114	90519866 575114	90519866 575114
128	Bulb Switch Lamps	GLB643	GLB643	GLB643
129	Ser. IIA (→vehicle suffix C)	90519775	90519775	—
130	Ser. IIA (vehicle suffix D→)	1H9077	1H9077	1H9077
131	Panel Ser. IIA (→vehicle suffix C)	240908	240908	—
132	Ser. IIA (vehicle suffix D→ except Station Wagon)	RTC430	RTC430	RTC430
133	Ser. IIA (vehicle suffix D→ Station Wagon)	555877	555877	555877
134	Dip Type 21SA } Alternatives	502087	502087	—
135	Type 103SA }	RTC432	RTC432	RTC432
136	Heater/starter Ser. IIA (→vehicle suffix C) (Non barrel lock type) Ser. IIA (→vehicle suffix C) (Barrel lock type) Ser. IIA (vehicle suffix D→)	— — —	AAU4071 575081 575081	— — —
137	Ignition Ser. IIA (→vehicle suffix C)	530034	—	—
138	Ser. IIA (vehicle suffix D→)	551508	—	551508
139	Wiper Ser. IIA (vehicle suffix D→)	555778	555778	555778
140	Direction horn and dip Ser. III	575383	575383	575383
141	Lamps Ser. III	1H9077	1H9077	1H9077
142	Ser. III (Germany)	623035	623035	623035
143	Heater Ser. III	1H9077	1H9077	1H9077
144	Ser. III (Germany)	623035	623035	623035
145	Panel Ser. III (except Station Wagon)	RTC430	RTC430	RTC430
146	Ser. III (except Station Wagon Germany)	623037	623037	623037
147	Panel and interior Ser. III (Station Wagon)	555877	555877	555877
148	Ser. III (Station Wagon Germany)	623036	623036	623036
149	Wiper Ser. III	579027	579027	579027
150	Wiper/washer Ser. III	579006	579006	579006
151	Heater/starter Ser. III (without steering column lock)	—	589013	—
152	Ser. III (with steering column lock)	—	579084	—
153	Ignition Ser. III (without steering column lock)	551508	—	551508
154	Ser. III (with steering column lock)	579085	—	579085
155	Lock—barrel Heater starter switch Ser. IIA, Ser. III	—	536913	—
156	Lock-barrel Ignition switch Ser. IIA (vehicle suffix D→) Ser. III	24G1345 24G1345	— —	24G1345 24G1345
157	Knob—wiper and wiper/washer switch Ser. III (except Germany)	90575153	90575153	90575153
158	Ser. III (Germany)	623038	623038	623038
159	Socket—inspection light Black Ser. IIA Ser. III	273937 579122	273937 579122	273937 579122
	Red Ser. IIA Ser. III	555662 579121	555662 579121	555662 579121



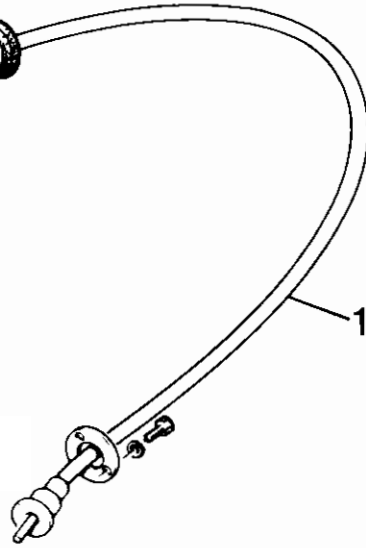
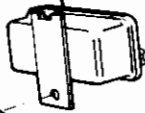
163

160

161



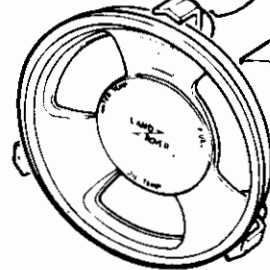
164



162

165

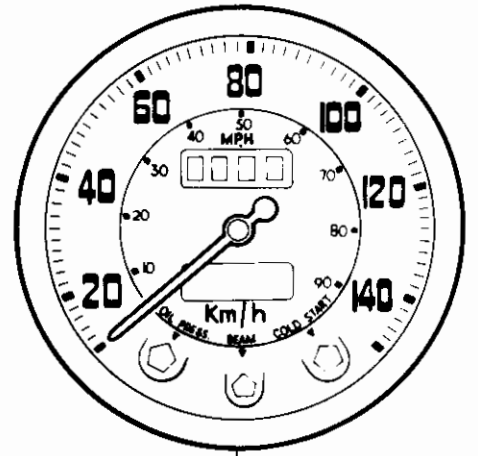
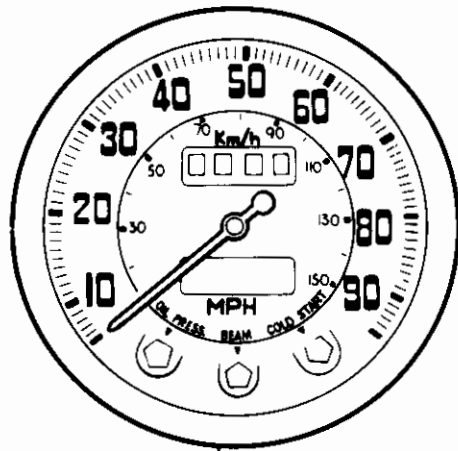

166



167

168

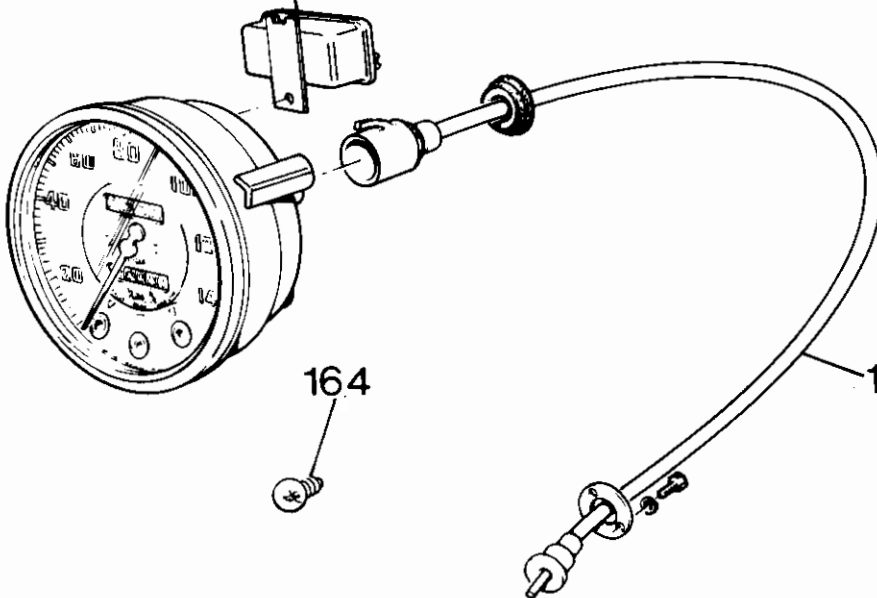
FIG.	DESCRIPTION	2½ LITRE PETROL	2½ LITRE DIESEL	2-6 LITRE PETROL
	Speedometer assembly			
160	Ser. IIA (→vehicle suffix C) MPH			
	88" Non-trip	239564	239564	—
	88" With trip	NLS	NLS	—
	109" Non-trip	279340	279340	—
	109" With trip	279342	279342	—
161	KPH			
	88" Non-trip	239565	239565	—
	88" With trip	NLS	NLS	—
	109" Non-trip	279341	279341	—
	109" With trip	279343	279343	—
160	Ser. IIA (vehicle suffix D→) MPH			
	88" Non-trip	540114	540114	—
	88" With trip	540129	540129	—
	109" Non-trip	540117	540117	559159
	109" With trip	540130	540130	559164
161	KPH			
	88" Non-trip	540115	540115	—
	88" With trip	540133	540133	—
	109" Non-trip	540118	540118	559160
	109" With trip	540134	540134	559165
160	Ser. IIA, 1 ton MPH			
	109" Non-trip	540119	—	540119
	109" With trip	540131	—	540131
161	KPH			
	109" Non-trip	540120	—	540120
	109" With trip	540135	—	540135
160	Ser. III MPH			
	88" Non-trip	579186	579186	—
	88" With trip	579194	579194	—
	109" Non-trip	NLS	NLS	NLS
	109" With trip	579196	579196	579196
161	KPH			
	88" Non-trip	NLS	NLS	—
	88" With trip	PRC1057	PRC1057	—
	109" Non-trip	NLS	NLS	NLS
	109" With trip	PRC 1059	PRC1059	PRC1059
160	Ser. III 1 ton MPH			
	109" Non-trip	NLS	—	NLS
	109" With trip	579198	—	579198
161	KPH			
	109" Non-trip	579191	—	579191
	109" With trip	PRC1061	—	PRC1061
162	Cable assembly—speedometer Ser. IIA (→vehicle suffix C) Ser. IIA (vehicle suffix D→) Ser. III	GSD133 GSD133	GSD133 GSD133	— GSD138
	RHD LHD	90623054 623055	90623054 623055	90623054 623055
163	Stabiliser—voltage Ser. IIA (vehicle suffix D→) Ser. III	BHA4602 148776	BHA4602 148776	BHA4602 148776
164	Bulb—12v 2.2w Ser. IIA, Ser. III	GLB987 (6)	GLB987 (6)	GLB987 (6)



163

160

161

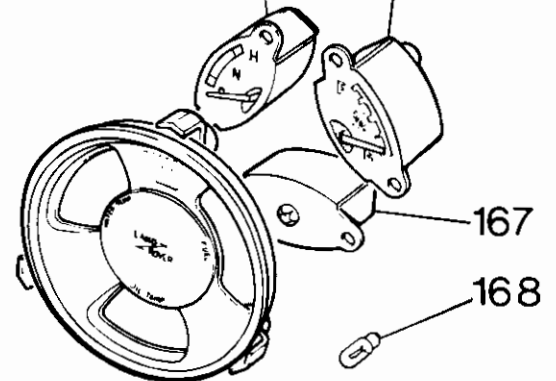


164

162

165

166

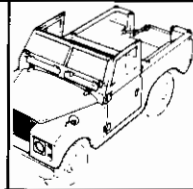


167

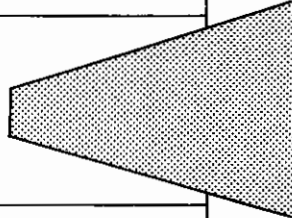
168

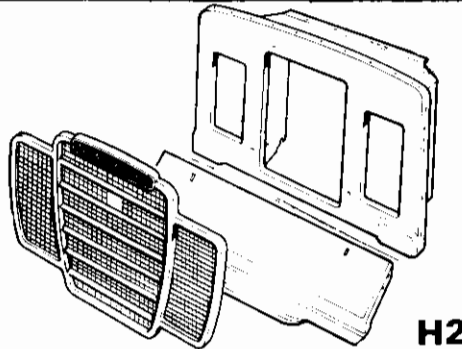
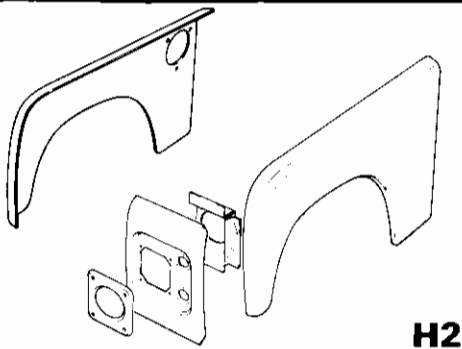
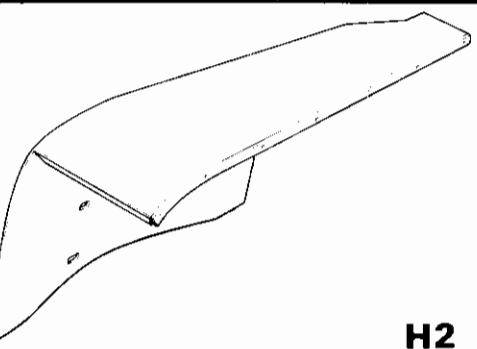
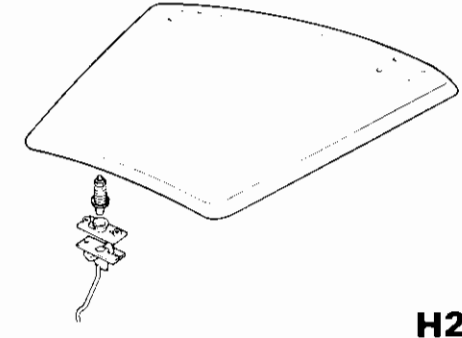
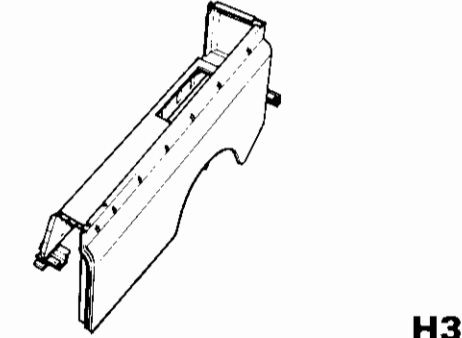
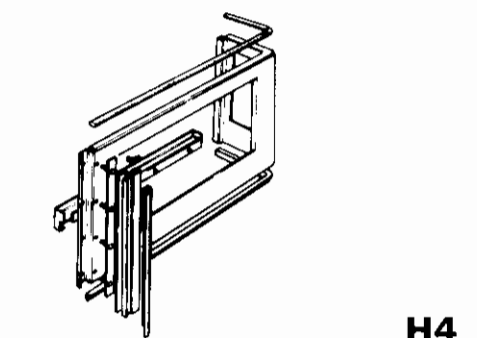
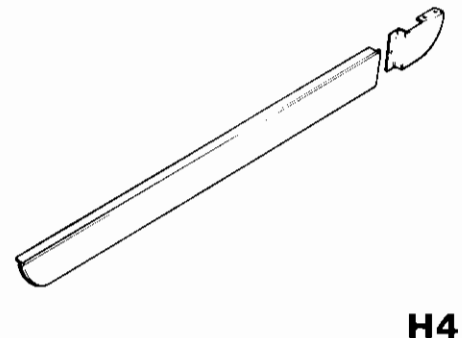
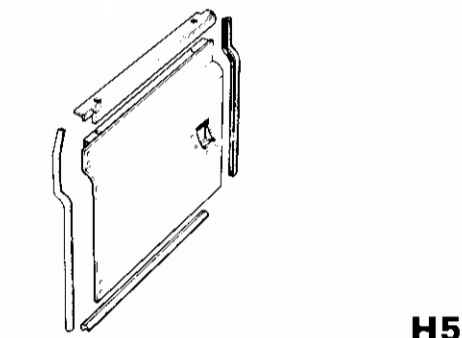
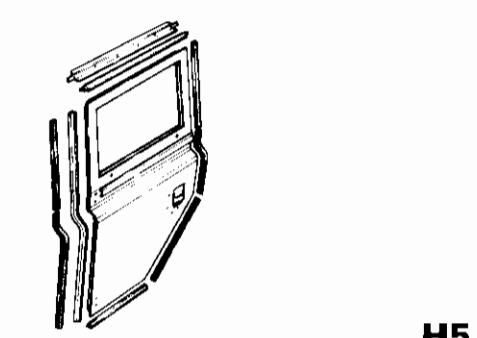
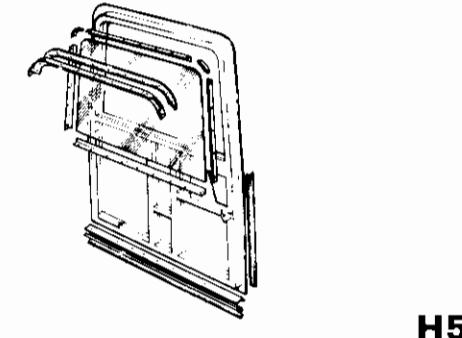
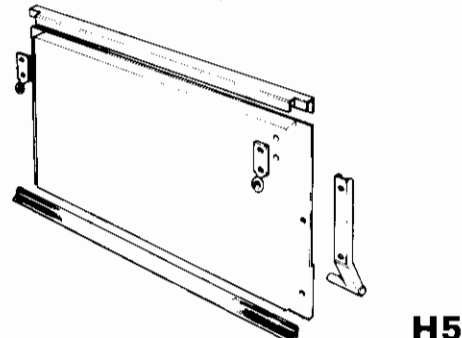
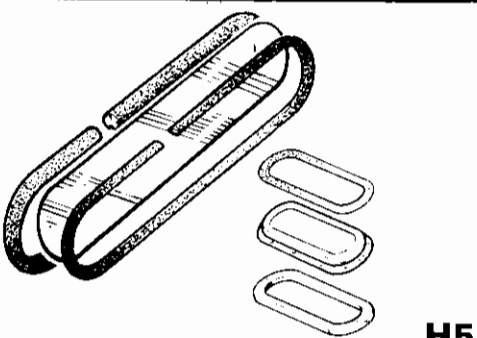
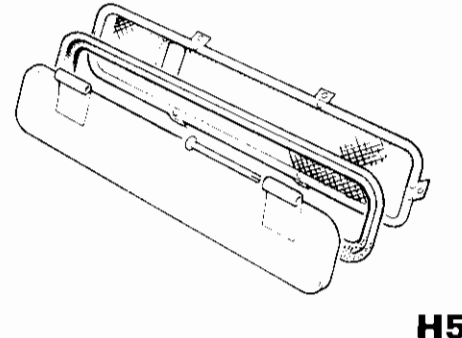
FIG.	DESCRIPTION	2½ LITRE PETROL	2½ LITRE DIESEL	2.6 LITRE PETROL
165	Gauge Water temperature Ser. IIA (→vehicle suffix C optional) Ser. IIA (vehicle suffix D→) Ser. III	600895 560746 560746	600895 560746 560746	— 560746 560746
166	Fuel Ser. IIA (→vehicle suffix C except 109" Station Wagon) Ser. IIA (→vehicle suffix C Station Wagon) Ser. IIA (vehicle suffix D→) Ser. III	90519841 NLS 555835 555835	90519841 NLS 555835 555835	— NLS 555835 555835
167	Lens—ignition warning light Ser. IIA (→vehicle suffix C) Ser. IIA (vehicle suffix D→) Ser. III	519743 555837 555837	519743 555837 555837	— 555837 555837
168	Bulb—12v 2.2w Ser. IIA, Ser. III	GLB987 (3)	GLB987 (3)	GLB987 (3)

BODY PANELS



H



 <p>H2</p>	 <p>H2</p>	 <p>H2</p>
 <p>H2</p>	 <p>H3</p>	 <p>H4</p>
 <p>H4</p>	 <p>H5</p>	 <p>H5</p>
 <p>H5</p>	 <p>H5</p>	 <p>H5</p>
 <p>H5</p>		

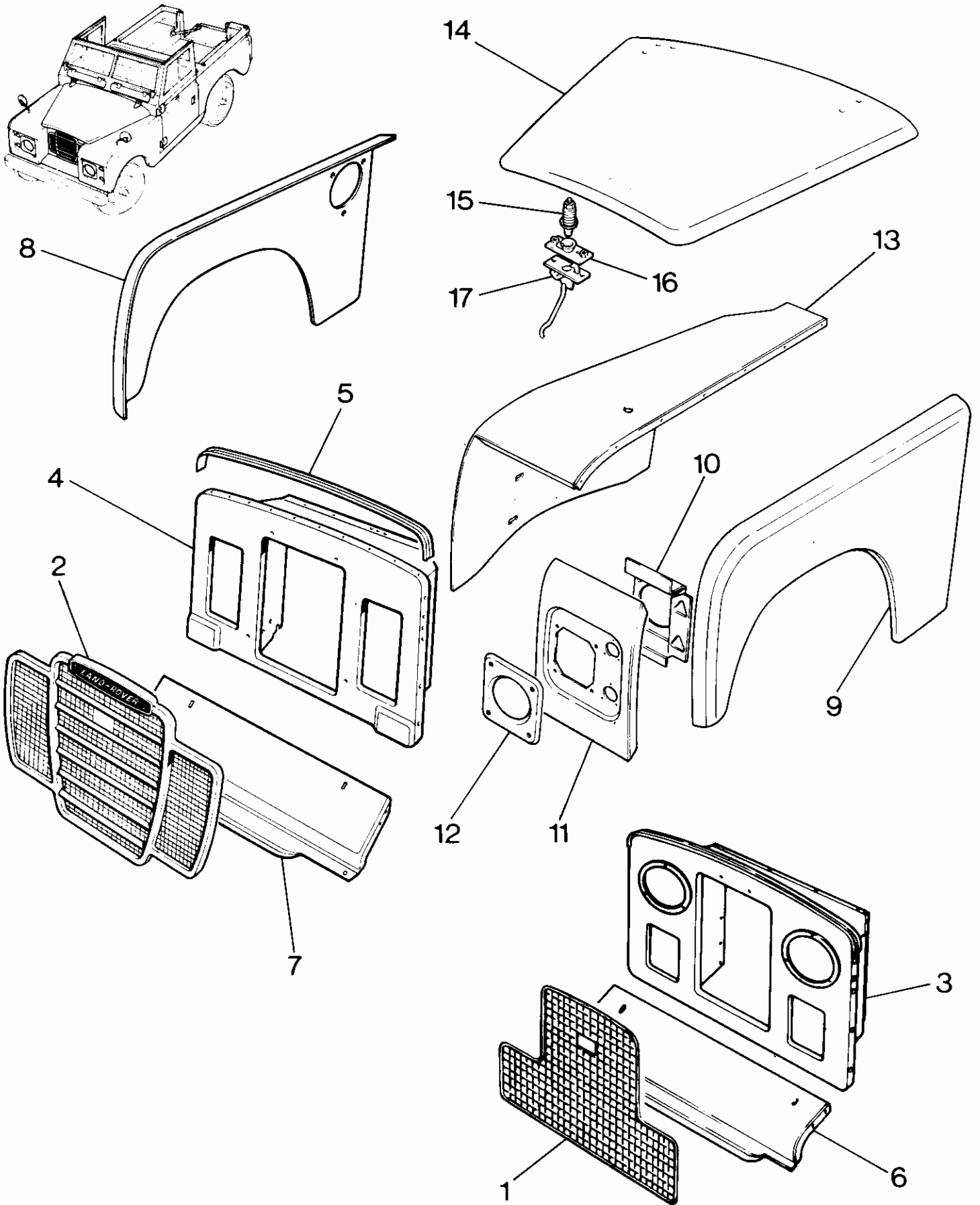


FIG.	DESCRIPTION	88"	109"
1	Grille—radiator Ser. IIA (→vehicle suffix F)	330149	330149
2	Ser. IIA (vehicle suffix G→) Ser. III	345666 346346	345666 346346
3	Panel—radiator grille Ser. IIA (vehicle suffix A) Ser. IIA (vehicle suffix B→F) Ser. IIA (vehicle suffix G→)	NLS 336466 345573	NLS 336466 345573
4	Ser. III	347955	347955
5	Strip—bonnet rest Apron—front	300824	300824
6	Ser. IIA (→vehicle suffix F shaped type)	336786	336786
7	Ser. IIA (vehicle suffix G→) Ser. III	395459 395459	395459 395459
8	Wing—front Ser. IIA RH LH Ser. III RHD RH LH LHD RH LH	330426 330427 330426 347475	330426 330427 330426 347475
9	RH LH	347474 330427	347474 330427
10	Panel—headlamp mounting Ser. IIA (vehicle suffix G→) RH LH Ser. III RH LH	345620 345621 345620 345621	345620 345621 345620 345621
11	Panel—front Ser. IIA (→vehicle suffix F) RH LH Ser. IIA (vehicle suffix G→) RH LH Ser. III RH LH	330436 330437 345623 345624 345623 345624	330436 330437 345623 345624 345623 345624
12	Surround—lamp Ser. IIA (vehicle suffix G→) Ser. III	345631 (2) 345631 (2)	345631 (2) 345631 (2)
13	Wing—front—top Ser. IIA (→vehicle suffix F) RH LH Ser. IIA (vehicle suffix G→) RH LH 4 cyl. LH 6 cyl. Ser. III RH LH 4 cyl. LH 6 cyl.	RTC2051 RTC2052 395014 MRC2595 MRC2744 395014 MRC2595 MRC2744	RTC2051 RTC2052 395014 MRC2595 MRC2744 395014 MRC2595 MRC2744
14	Panel—bonnet Plain De-luxe—recessed Pin—bonnet lock striker Ser. IIA (bolted type) Ser. IIA (welded type) } Alternatives	MRC2479 MRC2440 332625 337969	MRC2479 MRC2440 332625 337969
15	Ser. III	337969	337969
16	Washer plate—striker locating	332400	332400
17	Catch—bonnet	332401	332401

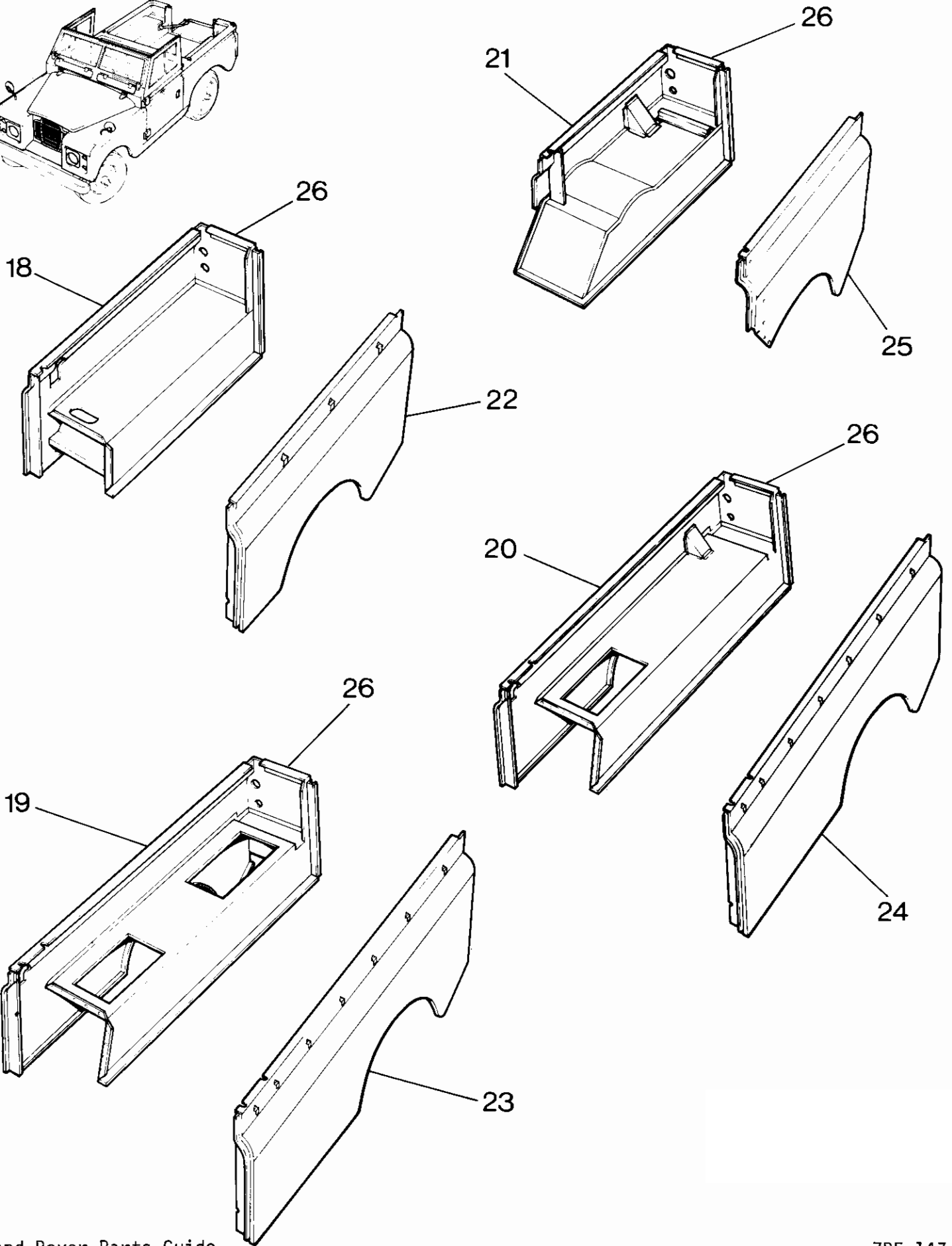
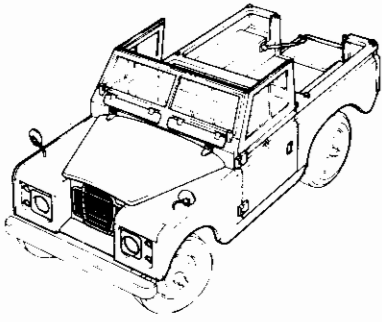


FIG.	DESCRIPTION	88"	109"
	Side—rear body		
	Ser. IIA		
	RH	330214	—
	LH	330215	—
	RH (4 cyl. except Station Wagon)	—	330663
	RH (6 cyl. except Station Wagon)	—	348871
	LH (4 and 6 cyl. except Station Wagon)	—	330664
	RH (4 and 6 cyl. Station Wagon)	—	333562
	LH (4 and 6 cyl. Station Wagon)	—	333452
18	Ser. III		
	RH	330214	—
	LH	330215	—
19	RH (4 cyl. except Station Wagon →vehicle suffix B)	—	347056
	RH (6 cyl. except Station Wagon →vehicle suffix B)	—	347042
	LH (4 and 6 cyl. except Station Wagon →vehicle suffix B)	—	347057
20	RH (4 and 6 cyl. except Station Wagon vehicle suffix C→)	—	395719
	LH (4 and 6 cyl. except Station Wagon vehicle suffix C→)	—	395720
21	RH (4 and 6 cyl. Station Wagon)	—	333562
	LH (4 and 6 cyl. Station Wagon)	—	333452
	Panel—side		
	Ser. IIA		
	RH	330295	—
	LH	330296	—
	RH (4 cyl. except Station Wagon)	—	347035
	RH (6 cyl. except Station Wagon)	—	348872
	LH (4 and 6 cyl. except Station Wagon)	—	347036
	RH (4 and 6 cyl. Station Wagon)	—	333144
	LH (4 and 6 cyl. Station Wagon)	—	333145
	Ser. III		
22	RH	330295	—
	LH	330296	—
	RH (4 cyl. except Station Wagon →vehicle suffix B)	—	347035
	RH (6 cyl. except Station Wagon →vehicle suffix B)	—	347043
23	LH (4 and 6 cyl. except Station Wagon →vehicle suffix B)	—	347036
	RH (4 and 6 cyl. except Station Wagon vehicle suffix C→)	—	395702
24	LH (4 and 6 cyl. except Station Wagon vehicle suffix C→)	—	395703
	RH (4 and 6 cyl. Station Wagon)	—	333144
25	LH (4 and 6 cyl. Station Wagon)	—	333145
	Panel—rear		
26	RH	330248	330248
	LH	330249	330249

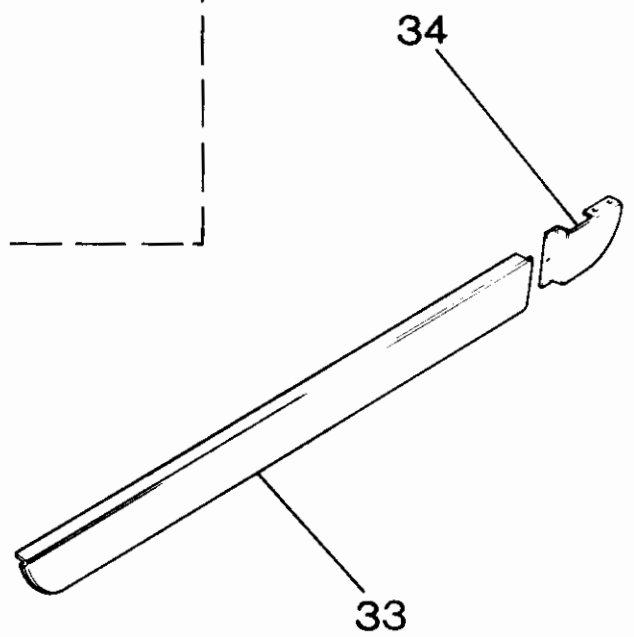
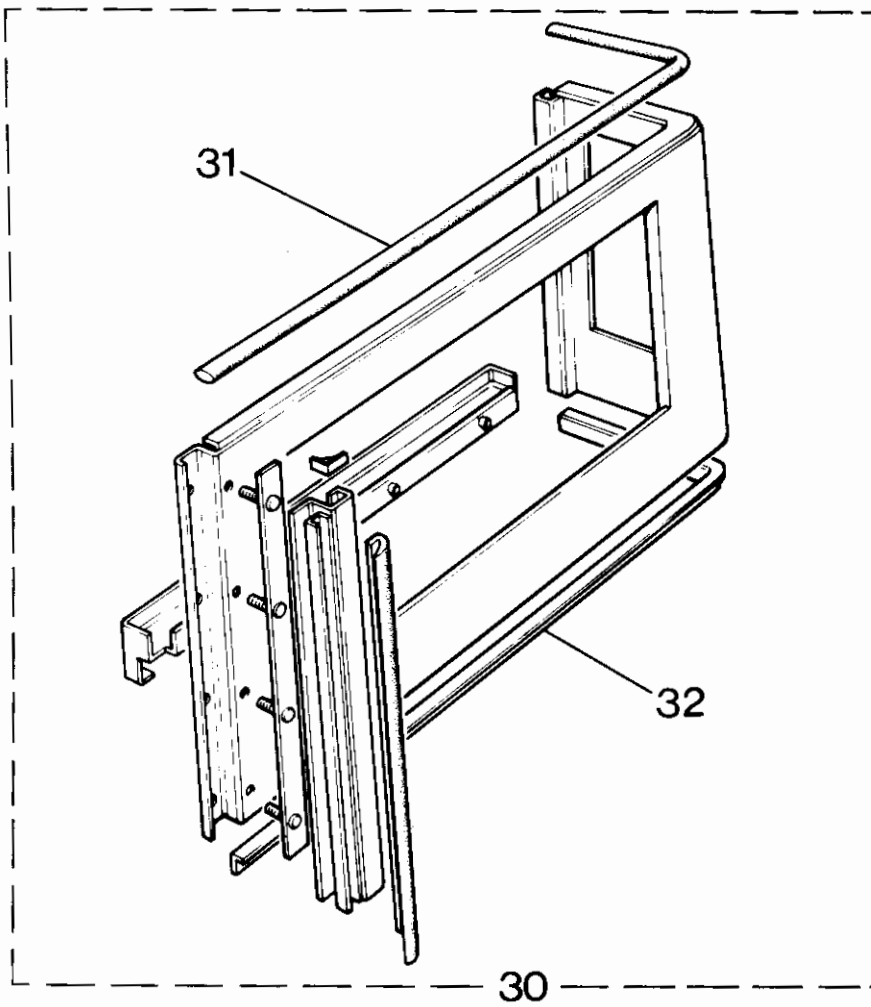
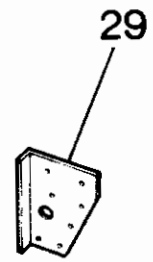
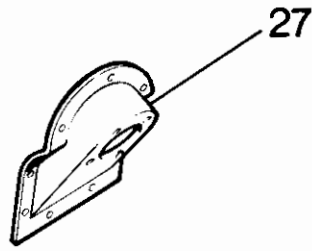
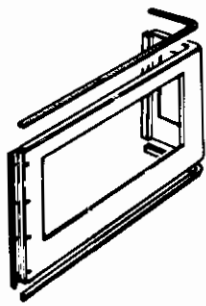


FIG.	DESCRIPTION	88"	109"
27	Cowl—fuel filler Ser. IIA, Ser. III	330366	—
28	Angle—protection RH LH	333253 333254	333253 333254
29	Bracket—corner RH (except Station Wagon) RH (Station Wagon) LH (except Station Wagon) LH (Station Wagon)	MRC2237 330237 MRC2238 330238	MRC2237 330237 MRC2238 330238
30	Panel assembly—side RH } Station Wagon LH } Seal—rubber Top RH } Station Wagon LH }	332306 332307 334612 334613 333487 (2)	332306 332307 334612 334613 333487 (2)
31	Bottom		
32	Panel—sill Ser. IIA		
33	RH } Wide type LH } RH } Narrow type LH }	330326 330327 337942 337943	330326 330327 337942 337943
	Ser. III RH LH	337942 337943	337942 337943
34	Panel—rear sill Ser. IIA 88" RH } Wide type LH } RH } Narrow type LH } 109" (Except Station Wagon) RH } Wide type LH } RH } Narrow type LH } 109" (Station Wagon) RH } Wide type LH } RH } Narrow type LH }	330336 330337 337938 337939 — — — — — — — —	— — — — 330585 330586 337932 337933 NLS 333161 337710 337711
	Ser. III 88" RH LH 109" (Except Station Wagon) RH LH 109" (Station Wagon) RH LH	337938 337939 — — — —	— 347018 347019 337710 337711

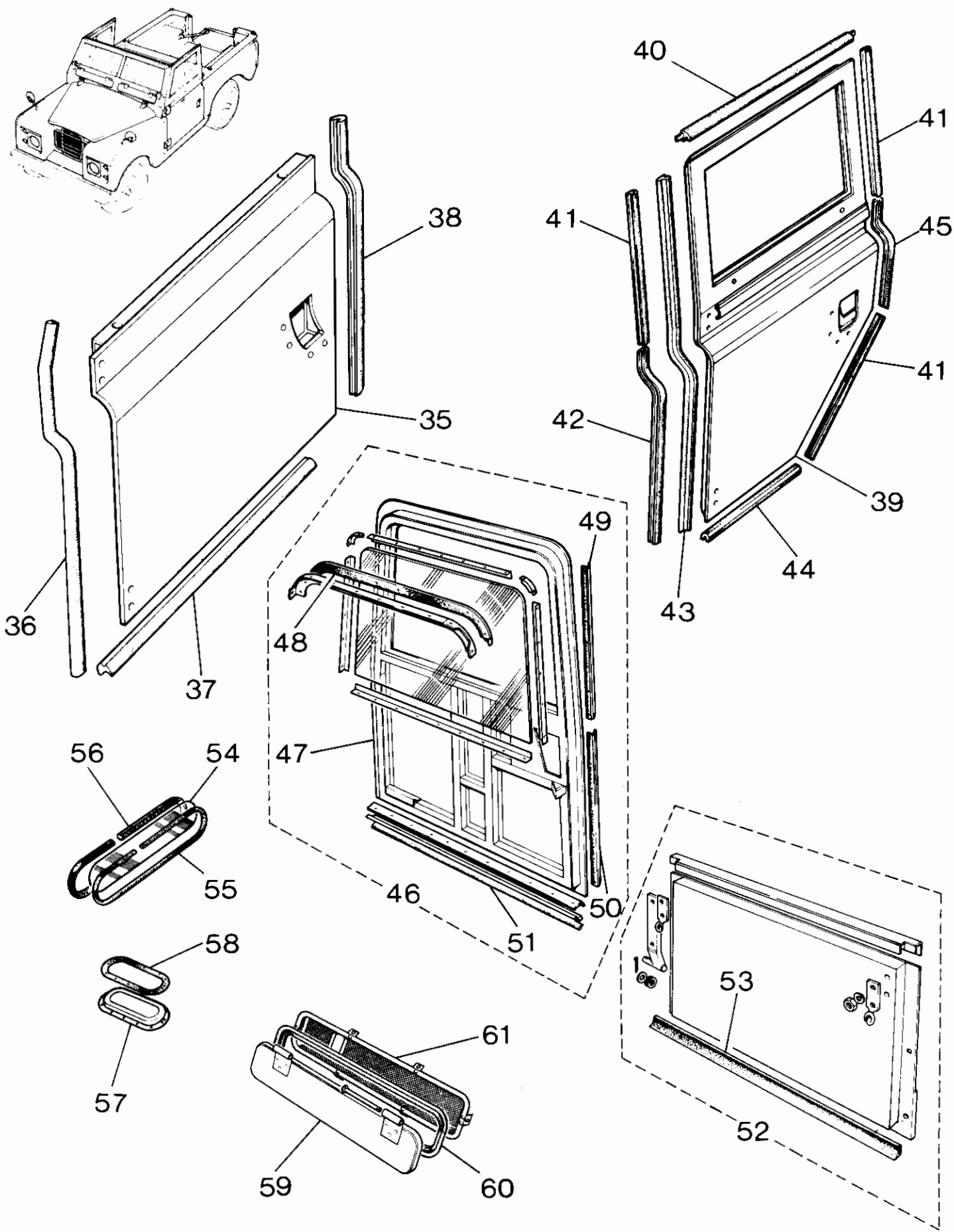
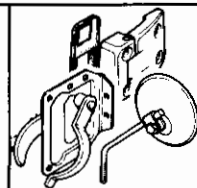


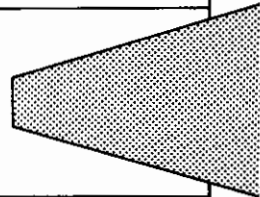
FIG.	DESCRIPTION	88"	109"
35	Panel—front door RH LH	395529 395530	395529 395530
36	Rubber—front door sealing Front RH LH	395598 395599	395598 395599
37	Bottom	330542 (2)	330542 (2)
38	Rear RH LH	395670 395671	395670 395671
39	Panel—rear side door RH LH	— —	320857 320858
40	Seal—rubber—door top Rubber—rear side door sealing	—	333228 (2)
41	Upper	—	395674 (2)
42	Lower RH LH	— —	395670 395671
43	Front	—	333229 (2)
41	Rear	—	395674 (2)
44	Bottom	—	333233 (2)
41	Bottom—rear	—	395674 (2)
45	Side—rear—lower RH LH	— —	333261 333262
46	Door assembly—rear	RTC1421	RTC1421
47	Panel—door Rubber—sealing	337781	337781
48	Top	396113	396113
49	Upper Lower RH Lower LH	395674 (2) 395674 332563	395674 (2) 395674 332563
50	Bottom	332564	332564
51	Tailboard	320604	320604
52	Rubber—tailboard sealing	303975	303975
53	Sidelight—roof	308070 (2)	308070 (2)
54	Strip—filler	302178 (2)	302178 (2)
55	Weatherstrip	302177 (2)	302177 (2)
56	Ventilator—roof		
57	Front Rear	333835 (2) 333836 (2)	333836 (2) 333836 (2)
58	Seal—rubber—ventilator	348678 (4)	348678 (4)
59	Lid and hinge—dash ventilator RH LH	345845 345846	345845 345846
60	Rubber—sealing Ser. IIA Ser. III	330621 (2) 396139 (2)	330621 (2) 396139 (2)
61	Flyscreen Ser. IIA (optional) Ser. III RH LH	332995 395185 395186	332995 395185 395186

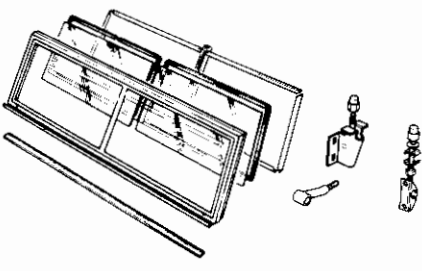
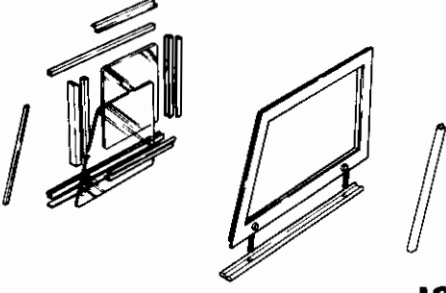
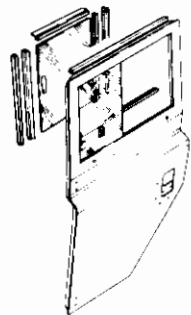
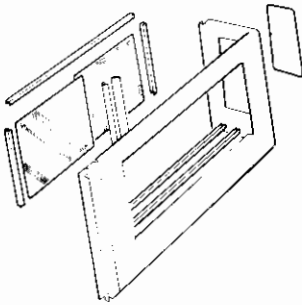
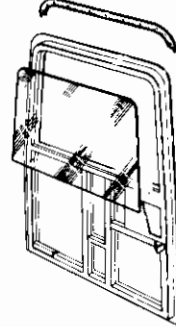
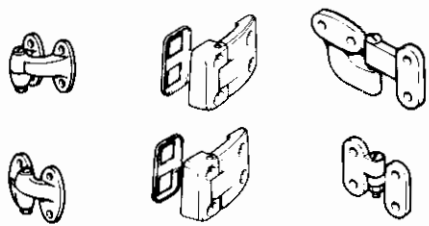
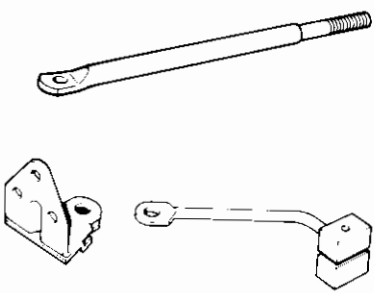
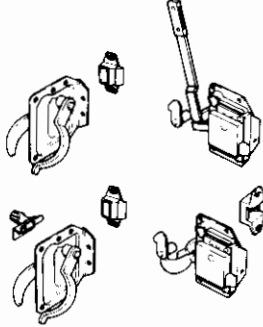







Station Wagon

BODY FITTINGS



J



 <p style="text-align: right;">J2</p>	 <p style="text-align: right;">J2</p>	 <p style="text-align: right;">J2</p>
 <p style="text-align: right;">J2</p>	 <p style="text-align: right;">J2</p>	 <p style="text-align: right;">J3</p>
 <p style="text-align: right;">J3</p>	 <p style="text-align: right;">J3</p>	 <p style="text-align: right;">J3</p>
		
		

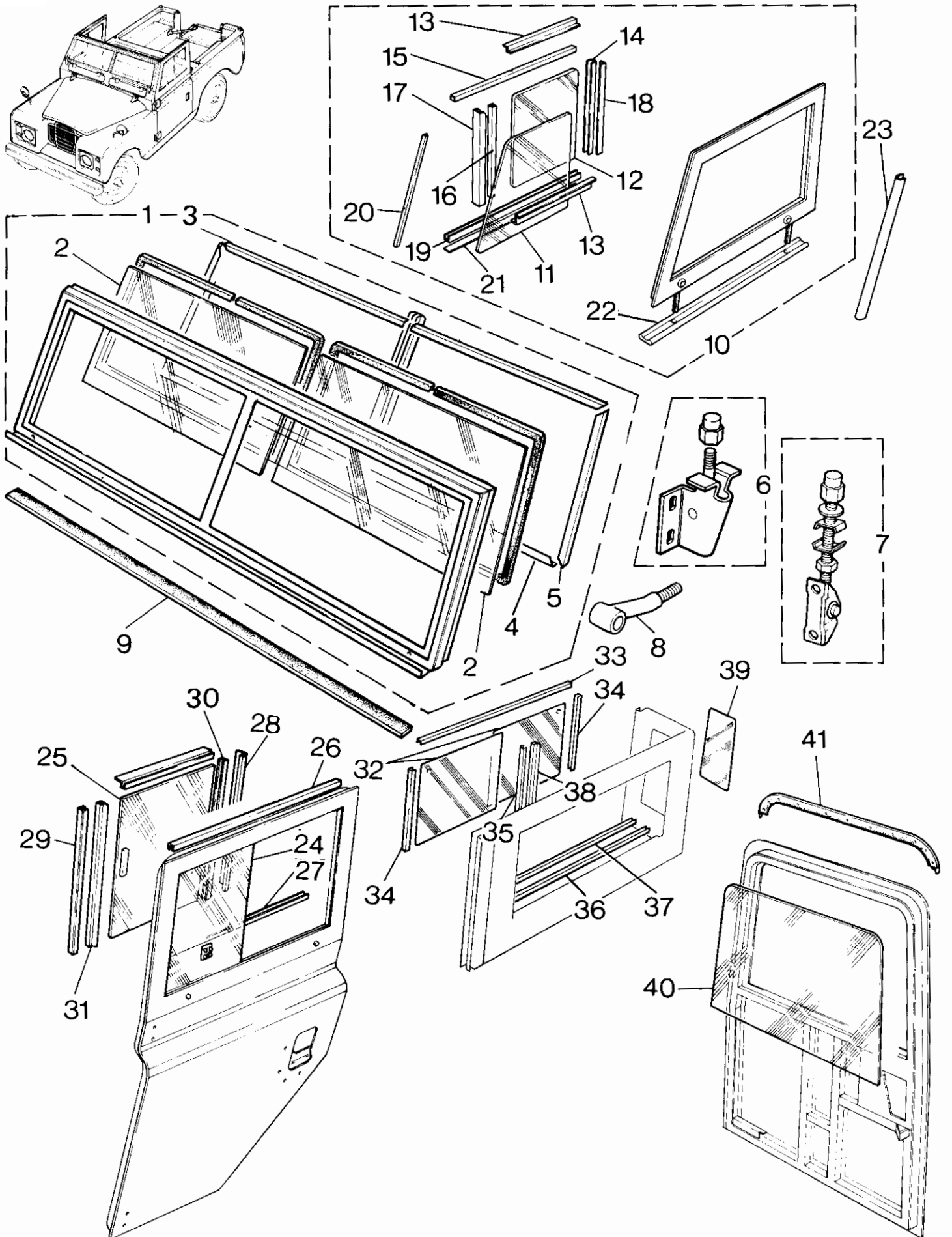


FIG.	DESCRIPTION	88"	109"
1	Windscreen assembly Toughened Ser. IIA Ser. III Laminated Ser. IIA Ser. III	337643 346689 338845 346703	337643 346689 338845 346703
2	Glass—windscreen Toughened Laminated Retainer—windscreen	337644 (2) 345421 (2)	337644 (2) 345421 (2)
3	Top RH LH	330668 330669	330668 330669
4	Bottom RH LH	347637 347638	347637 347638
5	Side Clamp assembly—windscreen	330667 (2)	330667 (2)
6	Ser. IIA RH LH	338194 338195	338194 338195
7	Ser. III	346962 (2)	346962 (2)
8	Hinge—clamp arm to windscreen Ser. III	346984 (2)	346984 (2)
9	Seal—dash to windscreen	395430	395430
10	Side screen—front door RH LH Window—side screen	320853 320854	320853 320854
11	Fixed	330159 (2)	330159 (2)
12	Sliding Piece—filler—sliding window	330160 (2)	330160 (2)
13	Top and bottom	330202 (4)	330202 (4)
14	Rear	330203 (2)	330203 (2)
15	Channel—window—top	336451 (2)	336451 (2)
16	Rubber—sealing Channel—sliding window	330660 (2)	330660 (2)
17	Front	330661 (2)	330661 (2)
18	Rear	336454 (2)	336454 (2)
19	Channel—window—bottom	347488 (2)	347488 (2)
20	Retainer—fixed window	330198 (2)	330198 (2)
21	Strip—packing—bottom	346460 (2)	346460 (2)
22	Strip—sealing—side screen to door	330163 (2)	330163 (2)
23	Seal—door—windscreen side Glass—rear side door window	395672 (2)	395672 (2)
24	Fixed	—	333093 (2)
25	Sliding	—	333089 (2)
26	Channel—window—top	—	336453 (2)
27	Channel—window—bottom Ser. IIA Ser. III	— —	336453 (2) 347489 (2)
28	Piece—filler—sliding window Channel—sliding window Station Wagon	—	330203 (2)
29	Front	—	330661 (2)
30	Rear	—	336454 (2)
31	Rubber—sealing—sliding window	—	330660 (2)
32	Glass—rear side window Channel—window	332217 (4)	332217 (4)
33	Top	348396 (4)	348396 (4)
34	Front and rear	336454 (4)	336454 (4)
35	Centre	330661 (2)	330661 (2)
36	Bottom outer	348393 (2)	348393 (2)
37	Bottom inner	348394 (2)	348394 (2)
38	Rubber—sealing	332230 (2)	332230 (2)
39	Glass—rear window	332200 (2)	332200 (2)
40	Glass—rear door	333031	333031
41	Seal—rubber	396113	396113

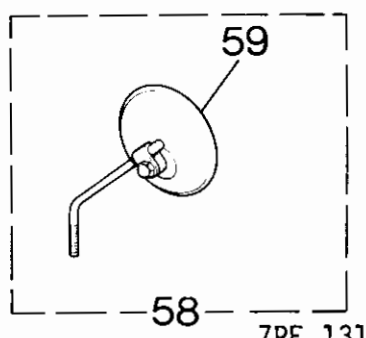
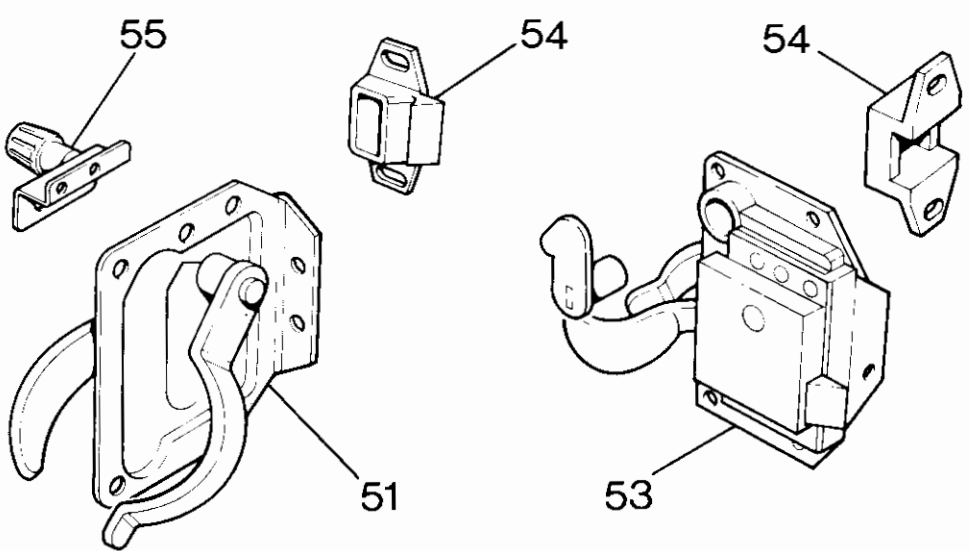
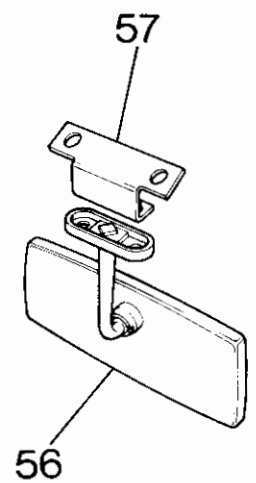
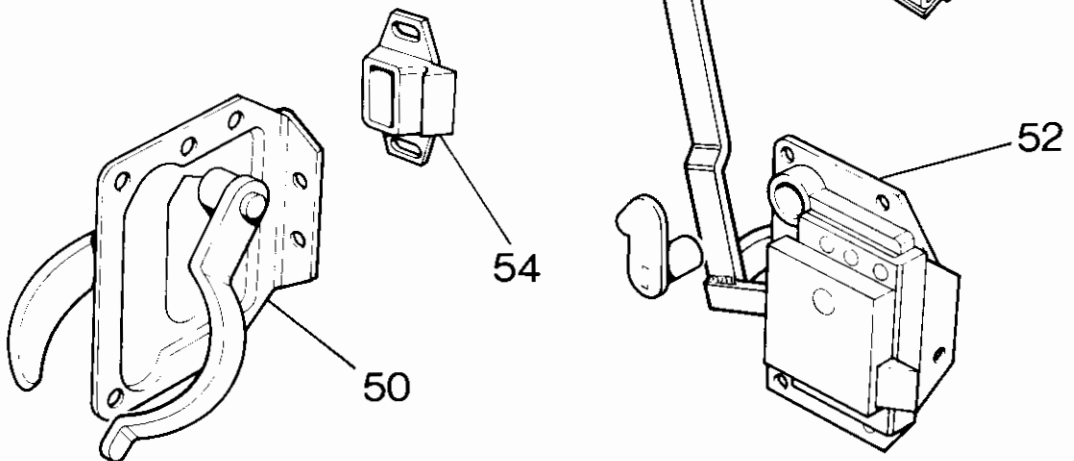
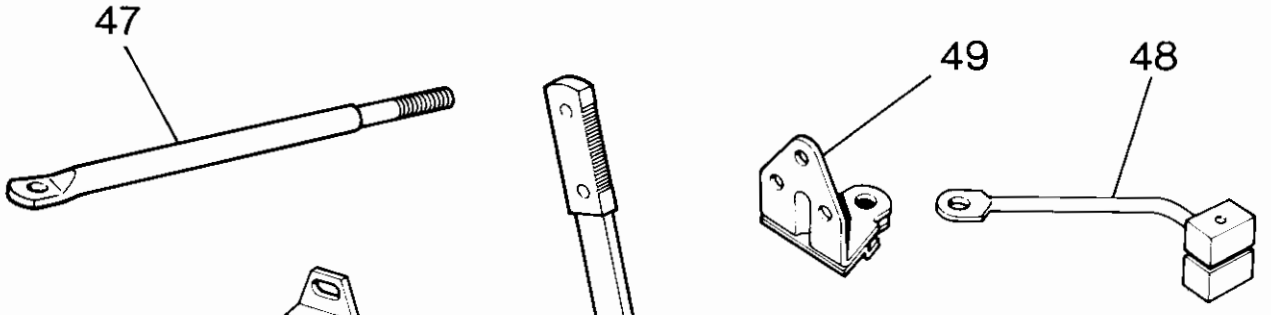
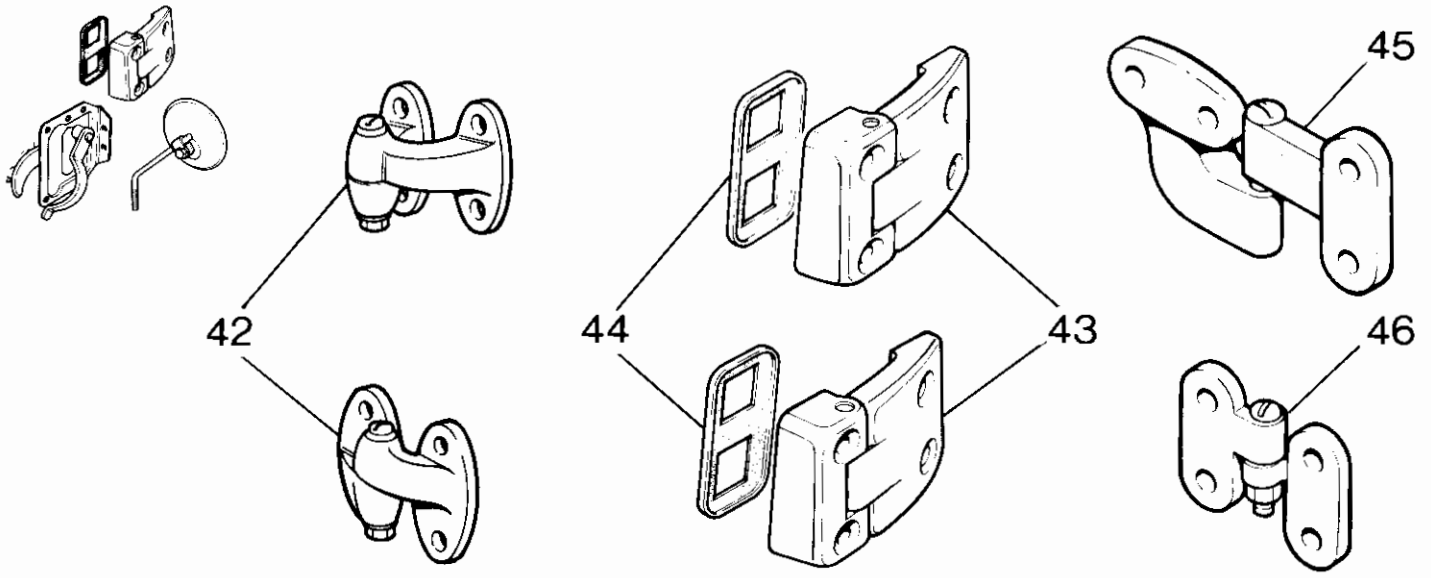
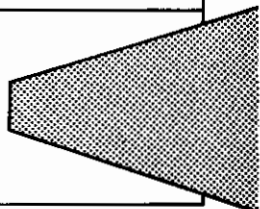


FIG.	DESCRIPTION	88"	109"
42	Hinge—front door		
	Ser. IIA		
	RH		
	Upper	346339	346339
	Lower	346341	346341
	LH		
	Upper	346340	346340
	Lower	346342	346342
	Hinge—rear side door		
	Ser. IIA		
RH			
Upper	—	346339	
Lower	—	346341	
LH			
Upper	—	346340	
Lower	—	346342	
	} Station Wagon		
43	Hinge—front door		
	Ser. III		
	RH	347362 (2)	347362 (2)
	LH	347363 (2)	347363 (2)
Hinge—rear side door			
Ser. III			
RH	—	347362 (2)	
LH	—	347363 (2)	
	} Station Wagon		
44	Washer—door hinge seating		
	Ser. III	347369 (8)	347369 (8)
45	Hinge—rear door		
	Ser. IIA, Ser. III		
46	Top	333036	333036
	Bottom	346341	346341
47	Rod—check strap		
	Ser. IIA	332715 (2)	332715 (2)
48	Ser. III		
	(→8/72)	347578 (2)	347578 (2)
	(9/72→)	395538 (2)	395538 (2)
49	Bracket—check strap retaining		
	Ser. III	346878 (2)	346878 (2)
50	Lock and mounting assembly—front door		
	RH	345433	345433
	LH	345434	345434
51	Lock and mounting assembly—rear side door		
	RH	—	395652
	LH	—	395653
	} Station Wagon		
52	Lock assembly—rear door—extended inner handle		
	Ser. IIA	337789	337789
53	Lock assembly—rear door—short inner handle		
	Ser. IIA, Ser. III	337801	337801
54	Plate—striker—front door	333140 (2)	333140 (2)
54	Plate—striker—rear side door. Station Wagon	—	333140 (2)
54	Plate—striker—rear door	333140	333140
55	Catch—locking		
	RH	—	345435
	LH	—	345436
56	Mirror—interior	345585	345585
57	Bracket—support—interior mirror	338275	338275
58	Mirror assembly—wing	562912 (2)	562912 (2)
59	Head—mirror	606187 (2)	606187 (2)

NUMERICAL INDEX

K



NUMERICAL INDEX

Part No.	Page No.	Part No.	Page No.	Part No.	Page No.
1510	D7	217445	C9	231943	C8
1510	D12	217453	D6	232464	C9
1643	C8	217454	D6	232557	D8
1643	E2	217455	D6	232557	D13
1645	C5	217476	C5	232813	C9
1645	C7	217476	C7	233241	C8
2228	D4	217477	C5	233326	B5
2500	B4	217477	C7	233328	B5
2995	B4	217478	C4	233398	C9
3292	D5	217490	C6	233406	C9
3294	D2	217490	C7	233409	C9
3294	D3	217507	D3	233416	C9
3294	D9	217507	D10	233419	B6
3294	D10	217546	C6	233419	B7
3649	C8	217546	C7	233437	C9
3739	B5	217623	C4	233438	C9
4560	D4	217694	E3	233441	C9
5852	C8	218243	C6	233449	C9
6009	D3	218243	C7	233625	E5
6009	D10	218244	C5	233677	D3
6397	C5	218244	C7	233677	D10
6397	C7	218270	C4	233678	D2
6421	C8	218983	D7	233678	D9
7316	D3	218983	D12	234532	D8
7316	D10	219098	D6	234532	D13
8407	D8	219098	D11	234658	C9
8407	D13	219466	C5	234789	D5
8566	B7	219468	C5	234835	C6
9065	B2	219469	C6	234889	D7
9210	B4	219521	C9	234928	D14
9960	C5	219544	D9	235416	C9
9960	C7	219547	D3	235438	C6
40756	D3	219547	D10	235455	C4
40756	D10	219548	D3	235592	D2
41045	D2	219549	D3	235592	D9
41045	D9	219550	D3	235592	F3
50453	D5	219550	D10	235770	B2
50702	C5	219544	D2	235968	D5
50702	C7	219548	D10	236022	B6
50703	C5	219549	D10	236067	B5
50703	C7	219709	C9	236070	D5
52459	C7	219714	C10	236072	D3
55638	C8	219721	C10	236072	D10
55714	C5	219723	C10	236074	C6
55714	C7	219995	C4	236074	C7
56102	C8	230007	D6	236074	C8
56102	C9	230034	B7	236173	B3
147990	G4	230140	C4	236174	B3
148776	G12	230279	C9	236175	B3
211502	C6	230313	B4	236176	B3
211502	C8	230438	D2	236305	C5
213340	E3	230438	D9	236305	C7
213637	C8	230439	D2	236417	C6
213660	C8	230439	D9	236417	C7
213666	C4	230440	D2	236417	C8
213700	C8	230440	D9	236541	C8
213744	B5	230511	D5	236546	D3
213959	F2	230759	E3	236546	D10
214649	E3	230760	E3	236547	D3
214662	E3	230858	D5	236547	D10
214685	E3	231071	C8	236632	D3
214793	C8	231074	C8	236632	D10
214794	C8	231075	C8	236969	E6
214795	C7	231155	B3	237339	D2
215808	C9	231242	D3	237339	D9
217268	D6	231242	D10	237982	C6
217325	C8	231348	B7	237982	C7
217330	C6	231349	B7	238329	C9
217330	C7	231576	B7	238553	D5
217361	D13	231601	D13	239017	D5
217400	D2	231737	C5	239564	G12
217421	D5	231737	C7	239565	G12

NUMERICAL INDEX

Part No.	Page No.	Part No.	Page No.	Part No.	Page No.
239710	F6	252165	E6	269960	C4
239711	F6	252210	E3	270251	G3
239712	F6	252210	E4	270287	D6
239715	F6	253004	D4	270520	E5
239716	F6	254881	B4	270521	E5
240087	F6	254881	B7	270741	E5
240908	G11	255066	D4	270741	E6
241283	E5	256006	E3	271013	E2
241388	E3	256006	E4	271372	E2
241598	C8	256062	D4	271379	E2
241649	C5	261414	F4	271384	E2
241650	C5	261503	G10	271386	E2
241651	C5	261850	E2	271614	G4
241690	D14	261857	E2	271872	F3
241999	D2	261858	E2	272206	B6
241999	D9	261862	E2	272309	D13
242127	E6	261865	E2	272596	C8
242520	D5	261869	E2	272597	C8
242522	D5	262342	G5	272835	B5
242522	D8	262468	D8	272922	D2
242522	D13	262468	D13	272922	D9
242742	D5	262469	D8	272934	D2
242863	E5	262469	D13	272934	D9
243121	E5	264250	C5	273069	B7
243123	E6	264563	E5	273069	B8
243124	E6	264806	C8	273163	B3
243126	E5	264807	C8	273306	B4
243611	C8	264886	F6	273307	B4
243714	C9	264889	F6	273441	D2
243958	F3	265295	G9	273441	D9
243959	B5	265601	F6	273521	B8
243959	B7	265627	E5	273937	G11
244150	D5	265642	E6	274115	B4
244151	D5	266034	F6	274116	B4
244162	E6	266321	B6	274117	B4
244163	E6	266661	B5	274379	G5
244711	G3	266662	B5	274423	C9
244718	G3	266684	D7	274711	B4
245015	G2	266687	D12	274772	B7
245766	C5	266694	C3	274773	B7
245767	C5	266956	C8	274774	B7
245926	F6	266992	C9	274775	B7
246169	B7	267451	B5	274870	F6
246565	D7	267572	C5	275234	B5
246566	D7	267572	C7	275552	B6
247040	B7	267573	C5	275565	B8
247070	B4	267573	C7	275565	B10
247179	B8	267574	C5	275744	D7
247186	B6	267574	C7	275744	D12
247212	B8	267575	C5	276034	E5
247512	B3	267575	C7	276133	B4
247554	B5	267782	C6	276201	D8
247555	B5	267782	C8	276201	D13
247583	B3	267828	B5	276317	G7
247614	B7	267828	C5	276484	D8
247631	B10	267828	C6	276541	B4
247651	B9	267828	C8	276719	D5
247653	B5	267837	F3	276720	D5
247726	B8	268292	B4	276784	E3
247737	B7	268292	B7	277259	F3
247738	B7	268293	B4	277311	D6
247824	B9	268293	B7	277311	D7
247912	B5	268791	C6	277388	B5
251323	E5	268791	C8	277593	B7
251323	E7	268847	C9	277961	C4
251324	E5	268849	C8	278025	C5
251324	E6	268887	B10	278286	B3
252163	E3	269265	D5	279340	G12
252164	E5	269266	D5	279341	G12
252164	E6	269267	E4	279342	G12
252164	E7	269269	E4	279343	G12
252165	E5	269270	E4	279412	D14

NUMERICAL INDEX

Part No.	Page No.	Part No.	Page No.	Part No.	Page No.
279678	E6	333228	H5	347363	J3
279679	E6	333229	H5	347369	J3
279969	E6	333233	H5	347474	H2
279970	E6	333253	H4	347475	H2
300824	H2	333254	H4	347488	J2
302177	H5	333261	H5	347489	J2
302178	H5	333262	H5	347578	J3
303975	H5	333452	H3	347637	J2
308070	H5	333487	H4	347638	J2
320604	H5	333562	H3	347955	H2
320608	G9	333835	H5	348393	J2
320853	J2	333836	H5	348394	J2
320854	J2	334612	H4	348396	J2
320857	H5	334613	H4	348678	H5
320858	H5	336451	J2	348871	H3
320902	E3	336453	J2	348872	H3
320904	E4	336454	J2	395014	H2
330149	H2	336466	H2	395185	H5
330159	J2	336786	H2	395186	H5
330160	J2	337643	J2	395430	J2
330163	J2	337644	J2	395459	H2
330198	J2	337710	H4	395529	H5
330202	J2	337711	H4	395530	H5
330203	J2	337781	H5	395538	J3
330214	H3	337789	J3	395598	H5
330215	H3	337801	J3	395599	H5
330237	H4	337932	H4	395652	J3
330238	H4	337933	H4	395653	J3
330248	H3	337938	H4	395670	H5
330249	H3	337939	H4	395671	H5
330295	H3	337942	H4	395672	J2
330296	H3	337943	H4	395674	H5
330326	H4	337969	H2	395702	H3
330327	H4	338194	J2	395703	H3
330336	H4	338195	J2	395719	H3
330337	H4	338275	J3	395720	H3
330366	H4	338845	J2	396113	H5
330426	H2	345421	J2	396113	J2
330427	H2	345433	J3	396139	H5
330436	H2	345434	J3	500132	B3
330437	H2	345435	J3	500133	B3
330542	H5	345436	J3	500134	B3
330585	H4	345573	H2	500135	B3
330586	H4	345585	J3	500136	B3
330621	H5	345620	H2	500137	B3
330660	J2	345621	H2	500138	B3
330661	J2	345623	H2	500144	B6
330663	H3	345624	H2	500145	B6
330664	H3	345631	H2	500432	F3
330667	J2	345666	H2	500609	B7
330668	J2	345845	H5	500746	E6
330669	J2	345846	H5	500818	F3
332200	J2	346339	J3	501245	E2
332217	J2	346340	J3	501246	E2
332230	J2	346341	J3	501390	E6
332306	H4	346342	J3	501391	E6
332307	H4	346346	H2	501501	C5
332400	H2	346460	J2	501501	C7
332401	H2	346689	J2	501617	C5
332563	H5	346703	J2	502087	G11
332564	H5	346878	J3	502201	C8
332625	H2	346962	J2	502248	D2
332715	J3	346984	J2	502248	D9
332995	H5	347018	H4	502266	B4
333031	J2	347019	H4	502333	D14
333036	J3	347035	H3	502904	B4
333089	J2	347036	H3	503266	B5
333093	J2	347042	H3	503492	F3
333140	J3	347043	H3	503665	B2
333144	H3	347056	H3	503805	C7
333145	H3	347057	H3	503981	D7
333161	H4	347362	J3	503981	D12

NUMERICAL INDEX

Part No.	Page No.	Part No.	Page No.	Part No.	Page No.
504105	D14	516599	D12	530590	B8
504130	G6	517588	E6	530984	D6
504169	B6	517589	E6	530985	D6
504211	E5	517903	F4	530986	D6
504213	E5	518676	E2	530987	D6
504213	E6	518677	E2	530988	D6
504214	E5	519743	G13	530989	D6
504214	E6	519753	E4	530990	D6
504375	B5	519838	F3	530991	D6
504577	D7	521328	C6	530992	D6
504577	D12	521328	C7	531001	D6
504655	F3	521330	C5	531004	D5
504736	B8	521522	E2	531005	D5
504997	B5	521633	C5	531040	E3
505144	G6	521633	C7	531043	D5
505244	F3	521634	C5	531433	D6
505790	D7	521634	C7	531494	D5
506069	B7	521636	C5	531684	G7
506814	B7	521636	C7	531873	B4
506816	B7	521851	C5	531874	B4
506817	B4	521853	C4	531888	D12
507829	B4	521868	C6	531889	D12
508042	E5	521868	C7	531893	D12
508895	E6	522017	C5	532319	B6
509218	E6	522017	C7	532323	C5
509448	E2	522303	C9	532323	C7
509449	E2	522334	C9	532578	G3
509769	F2	522567	D2	532880	G7
510176	G7	522593	D7	532881	G7
510179	G6	522745	B5	532979	C6
510573	D7	522913	G4	532979	C7
510575	D12	523139	B4	533080	C5
511205	C5	524492	B3	533080	C7
511957	B8	524636	B2	533358	D3
512206	B7	524680	B6	533358	D10
512207	B7	524769	B5	533568	D4
512352	E4	524874	D5	533579	D11
512359	E4	524875	D5	533580	D11
512760	C8	525124	B7	533639	D13
512828	B6	525390	B7	533640	D7
513640	B5	525910	B7	533645	D4
514195	G4	525911	B7	533777	D2
514224	B6	526753	D13	533777	D9
515218	G5	526994	E4	533786	D2
515321	B5	527164	B3	533786	D9
515325	B5	527167	B2	533787	D2
515365	C9	527169	B3	533787	D9
515366	C9	527240	B7	533788	D2
515405	D7	527351	B2	533788	D9
515405	D12	528004	B3	533794	D2
515406	D7	528114	B2	533794	D9
515406	D12	528683	C5	533858	C4
515465	C9	528683	C7	535173	E6
515508	E2	528697	C8	535286	E3
515509	E2	528701	C5	535708	B2
515572	B6	528701	C7	535989	B7
515572	C9	528702	D6	536006	G5
515573	B6	528703	C5	536094	G9
515599	C4	528707	C8	536111	G5
515599	D2	528720	C5	536112	G5
515599	D9	528720	C7	536113	G5
515599	F3	528721	C5	536117	G6
515845	D2	528721	C7	536148	G9
515845	D9	528722	C5	536151	G6
515849	E2	528722	C7	536152	G9
515851	C6	529221	G4	536273	B3
515851	C7	529969	F3	536275	B3
515923	C9	529970	F3	536514	B9
515924	C9	530034	G11	536577	B5
515925	C9	530175	B5	536872	B4
516498	B2	530481	B4	536873	B4
516599	D7	530585	F2	536913	G11

NUMERICAL INDEX

Part No.	Page No.	Part No.	Page No.	Part No.	Page No.
537269	B3	540130	G12	549240	D3
537271	B3	540131	G12	549240	D9
537279	B2	540133	G12	549242	D3
537541	E2	540134	G12	549242	D9
537542	E2	540135	G12	549244	D3
537603	C3	540842	C9	549244	D9
537685	E6	540972	D5	549246	D3
537686	E6	540973	D5	549246	D10
537687	E5	541181	B5	549248	D3
537734	E6	541313	G4	549248	D10
537735	E5	541492	G2	549250	D3
537740	E6	541520	G7	549250	D10
537741	E5	541521	G7	549252	D3
537741	E6	541522	G7	549252	D10
537742	E5	541760	B7	549411	D4
537761	D14	541899	E2	549412	D4
537778	E6	541900	E2	549413	D4
537780	E5	541910	B2	549414	D4
537877	E3	542036	G8	549415	D4
537964	E6	542038	G6	549416	D4
538038	B5	542038	G9	549417	D4
538039	B5	542041	G8	549419	D4
538073	B4	542042	G9	549420	D4
538130	B2	542043	G7	549421	D4
538131	B2	542044	G7	549425	D4
538132	B2	542048	G9	549427	D4
538133	B2	542231	C5	549429	D4
538134	B2	542492	B2	549431	D4
538268	G4	542494	B2	549433	D4
538631	G4	542622	B2	549435	D4
538671	B8	542623	B2	549437	D4
539573	G2	543108	E5	549439	D4
539703	D2	543164	F3	549441	D4
539703	D9	543165	F3	549443	D4
539706	D2	543629	F2	549445	D4
539706	D9	543764	F3	549448	D4
539707	D3	543765	F4	549453	D4
539707	D10	543767	F4	549454	D4
539711	D2	543782	F3	549457	D4
539711	D9	544658	F3	549460	D4
539713	D2	544674	F3	549461	D4
539713	D9	544848	F2	549462	D4
539715	D2	544980	C3	549463	D4
539715	D9	545010	B6	549464	D4
539717	D2	546026	B5	549465	D4
539717	D9	546203	B10	549466	D4
539718	D3	546277	B10	549477	D6
539718	D10	546287	G4	549493	D4
539720	D3	546324	B2	549761	B10
539720	D10	546440	B10	550198	B7
539722	D3	546488	F3	550263	B9
539722	D10	546798	B7	550324	B8
539724	D3	546799	B7	550336	G4
539724	D10	547605	B10	550732	C3
539741	D5	548169	D12	550786	E6
539742	D6	548205	E5	550791	E6
539745	D3	548205	E6	550801	E5
539745	D10	549168	C9	550802	E5
539787	C4	549200	C4	551227	G10
539828	C5	549201	C9	551432	G9
539828	C7	549229	D8	551436	G8
539887	C9	549229	D13	551508	G11
539993	C8	549230	D3	551702	E2
540004	C6	549230	D9	551703	E2
540004	C7	549232	D3	551984	E4
540114	G12	549232	D9	551985	E4
540115	G12	549234	D3	552057	C3
540117	G12	549234	D9	552174	F3
540118	G12	549236	D3	552175	F3
540119	G12	549236	D9	552572	E4
540120	G12	549238	D3	552575	E4
540129	G12	549238	D9	552790	E2

NUMERICAL INDEX

Part No.	Page No.	Part No.	Page No.	Part No.	Page No.
552804	E4	562875	E3	576210	C9
552818	E6	562912	J3	576217	D8
552819	E5	562944	F2	576236	D3
552819	E6	563038	B8	576236	D10
553000	D8	563145	B4	576237	D3
553001	D13	563146	B8	576237	D10
553002	D13	563195	B8	576238	D3
553084	C7	564155	B2	576238	D10
553412	D3	564157	B8	576239	D3
553412	D10	564202	B6	576239	D10
554055	G4	564226	B3	576316	C10
554070	B7	564231	B3	576583	D6
554073	B7	564233	B3	576686	C7
554620	B3	564332	B8	576703	C8
554727	B6	564375	B2	576704	C8
554728	B6	564456	B5	576707	C7
554789	B3	564463	B2	576714	C4
554790	B3	564718	F2	576720	C3
554791	B3	564719	F2	576723	C3
554792	B3	564720	F2	576724	C4
555662	G11	564724	F2	576725	C7
555778	G11	564944	D14	576726	C7
555877	G11	564999	F2	576727	C8
555835	G13	565719	D14	576729	C8
555837	G13	566851	B7	576734	C7
555844	F3	567959	G10	576735	C7
555845	F3	568189	B10	576762	C4
555846	F3	568333	B2	576767	D11
555847	F3	568474	B4	576768	D11
556010	C7	568475	B7	576777	D5
556039	C4	568550	B7	576778	D5
556040	C5	568588	B3	576825	D6
556044	C4	568786	B4	576825	D11
556379	C4	568788	G4	576844	D6
556449	D7	568916	F2	576844	D11
556450	D13	569028	E5	576895	D3
556508	C3	569047	F2	576895	D10
556508	D7	569096	D14	576973	D7
556508	D12	569204	D13	576973	D12
557523	B5	569338	D14	576974	D7
557967	B7	569690	D13	577320	E4
558168	B6	569746	E5	577342	F2
559159	G12	571059	C4	577383	F2
559160	G12	571059	C7	577609	F2
559164	G12	571161	C3	577898	E3
559165	G12	571163	C3	577898	E4
559579	F2	571218	C5	579006	G11
559705	F6	571218	C7	579027	G11
560746	G13	571235	D6	579084	G11
560749	G10	571235	D11	579085	G11
560794	B6	571661	C10	579121	G11
560887	G10	571711	D6	579122	G11
560955	G5	571711	D11	579186	G12
560990	E4	571855	C9	579194	G12
561197	C6	574658	B10	579196	G12
561197	C7	574661	B9	579198	G12
561221	C9	574871	B8	587401	B9
561254	D13	575081	G11	587522	G4
561590	D6	575099	G5	589013	G11
561590	D11	575101	G5	589283	G6
561886	D6	575114	G11	589284	G6
561886	D11	575119	G6	589285	G9
561889	D6	575123	G9	589403	G6
561889	D11	575125	G9	589404	G6
561960	C5	575383	G11	589409	G9
562641	E5	575395	G11	589419	G7
562637	E5	576103	D13	589420	G7
562678	D14	576137	C3	589446	G7
562771	E5	576201	C6	589448	G7
562776	E5	576201	C7	589812	G7
562823	F6	576203	C3	591039	D7
562874	E3	576207	C5	591039	D12

NUMERICAL INDEX

Part No.	Page No.	Part No.	Page No.	Part No.	Page No.
591231	C3	600179	B2	607169	D10
591279	D13	600202	D7	607172	D9
591283	D13	600203	D7	607177	D11
591297N	C4	600210	D7	607178	D11
591298N	C4	600241	E2	607179	D11
591362	C7	600242	E2	607180	D11
591363	C7	600243	B7	607181	D11
591364	C7	600245	B2	607182	D11
591378	D11	600310	E6	607183	D11
591379	D11	600423	G9	607185	D11
591429	C6	600468	E2	607187	D11
591429	C7	600603	C9	607188	D11
591544	D9	600613	F4	607189	D11
591661	D7	600656	D8	607190	D11
591661	D12	600656	D13	607191	D11
592179	E6	600890	G10	607197	D11
592182	E6	600895	G13	607249	C9
592358	D14	600901	D4	607308N	B2
592992	E2	600902	D4	607312N	B2
592993	E2	600904	B8	607340N	B2
593692	D2	600916	C5	607342N	B2
593692	D9	600984	E2	607751	G3
594018	C7	601316	B2	607908N	C4
594019	C7	601469	B6	607909N	C4
594020	C7	601721	G7	607965	E2
594021	C7	601790	D8	607966	E2
594195	C5	601790	D13	607967	E2
594195	C7	601980	D14	607971	E2
594484N	D2	601999	G5	608004	G6
594484N	D9	602915	B2	608004	G8
594487	D2	603887	F4	608004	G9
594487	D9	605047	B3	608005	G6
594505	E2	605048	B3	608023	D5
594506	E2	605049	B3	608111	G2
594507	E2	605050	B3	608255	B3
594753	F3	605062	G4	608283	C7
594753	F4	605070	G5	608327	B2
595123	E3	605092	B10	608457	D2
596000	B9	605093	B10	608457	D9
596497	B10	605104N	B2	608463	E4
597501	B3	605127	D14	608464	E3
597503	B3	605157	B2	608464	E4
598086	B6	605183	F3	608465	E4
598089	B6	605482	B6	622006	C10
598104	B9	605483	B6	622007	C10
598107	B10	605539	B3	622042	C7
598110	B10	605540	B3	622045	C4
598214	B5	605541	B3	622046	C4
598231	B10	605542	B3	622047	C4
598473	B9	605622	G3	622048	C8
598483	B8	605716	B8	622155	C9
598539	F5	605759	B6	622284	D9
599233	F3	605760	B6	623035	G11
599234	F3	605857	B10	623036	G11
599698	D6	605904	G10	623037	G11
599698	D11	605933	C4	623038	G11
599826	D6	606098	B10	623055	G12
599827	D6	606187	J3	623065	G10
599828	D11	606253	G11	623097	F3
599869	C5	606406	D14	623098	F3
599869	C7	606415	D14	624027	E5
599943	D2	606700	D7	624028	E5
599943	D9	606880	C7	624034	E5
599944	D2	606881	C4	624077	E5
599944	D9	606988	B9	624078	E5
599945	D2	607125N	C4	624079	E5
599945	D9	607127N	C4	624080	E5
600174	B2	607141	G4	624084	E6
600175	B2	607164	D10	624170	F6
600176	B2	607166	D10	810502	E5
600177	B2	607167	D10	810502	E7
600178	B2	607168	D10	AAU3381	D11

NUMERICAL INDEX

Part No.	Page No.	Part No.	Page No.	Part No.	Page No.
AAU4071	G11	GDC115	G2	GHB162	D11
AAU6565	G2	GEG338	B6	GHB163	D6
ARA1501	F3	GEG339	B6	GHB163	D11
ARA1502	F3	GEG393	B6	GHC304	F2
AUD247	B10	GEG431	B7	GHC406	F4
AUF503	B10	GEG432	B7	GHC811	F2
BHA4602	G12	GEG433	B5	GHC913	F2
BHM1082	B10	GEG452	B7	GHC1217	F2
BLS109	E2	GEG537	B5	GHC1217	F3
ERC545	G2	GEG538	B5	GHC2228	F4
ERC1027	B3	GEG639	B9	GHS177	D6
ERC1029	B3	GEG640	B9	GHS177	D11
ERC1561	B4	GEG661	B9	GHS1002	D6
ERC1742	B8	GEG685	B9	GHS1002	D11
ERC1837	G2	GEG723	F6	GHS1003	D5
ERC2337	B3	GEU101	G4	GHS1007	D6
ERC2339	B3	GEU104	G4	GHS1007	D11
ERC2342	B3	GEU105	G4	GHT123	G2
ERC3305	B10	GEU205	G4	GHT127	G2
FRC1193	D3	GEU207	G4	GHT130	G2
FRC1193	D10	GEU411	G3	GLB207	G6
FRC1195	D3	GEU419	G3	GLB380	G7
FRC1195	D10	GEU430	G3	GLB382	G9
FRC1197	D3	GEU435	G3	GLB410	G5
FRC1197	D10	GEU437	G3	GLB411	G5
FRC1199	D3	GEU701	G10	GLB414	G5
FRC1199	D10	GEU708	G10	GLB415	G5
FRC1201	D3	GEU714	G10	GLB643	G11
FRC1201	D10	GEU918	G2	GLB987	G12
FRC1203	D3	GEX1369	F5	GLB987	G13
FRC1203	D10	GEX1370	F5	GLB989	G6
FRC1454	C10	GEX1372	F5	GLB989	G7
FRC1455	C10	GEX1373	F5	GLU104	G5
FRC1511	C8	GEX1375	F5	GLU131	G5
FRC1758	C5	GEX1376	F5	GLU133	G5
FRC1758	C7	GEX1377	F5	GLU501	G5
FRC1832	C10	GEX1378	F5	GLU513	G5
FRC1833	C10	GEX1380	F5	GMC309	D14
FRC1836	C10	GEX1381	F5	GMC310	C3
FRC1837	C10	GEX1383	F5	GMC310	D14
FRC2000N	C4	GEX1563	F5	GMC311	D14
FRC2001N	C4	GEX1564	F5	GMC312	D14
FRC2060	D2	GEX1623	F5	GMC314	D14
FRC2061	D2	GEX1681	F5	GRA101	G2
FRC2126	D9	GEX3301	F5	GRA102	G2
FRC2138	D2	GEX3302	F5	GRA119	G2
FRC2139	D2	GEX3307	F5	GRB223	C3
FRC2140	D2	GEX3478	F5	GRC118	F2
FRC2141	D2	GEX7325	F6	GRH366	F2
FRC2410	D2	GFB124	B8	GRH369	F2
FRC2411	D2	GFB189	B8	GRH371	F2
GBH130	D14	GFB243	B8	GRH439	F2
GBH134	C3	GFE111	B5	GRH585	F2
GBH134	D14	GFE130	B5	GRH586	F2
GBH302	D14	GFE144	B5	GSA195	E5
GBS160	D7	GFG103	D11	GSA196	E5
GBS178	D7	GFG106	D6	GSA199	E6
GBS178	D12	GFG106	D11	GSA200	E6
GBS179	D7	GFG107	D5	GSB101	G3
GBS550	D12	GFG108	D6	GSB103	G3
GBS552	C9	GFS435	G11	GSB112	G3
GCC112	C3	GFU103	G10	GSC111	G2
GCC127	C3	GFU107	G10	GSD133	G12
GCC181	C3	GGB101	G4	GSD138	G12
GCL110	G10	GGB102	G4	GTG109	B8
GCP109	C3	GGB504	G4	GTG110	B8
GCP129	C3	GGE804	G10	GTG118	B8
GCS101	G2	GHB130	C3	GTG119	B8
GCS107	G2	GHB130	C8	GTS109	B8
GDC101	G2	GHB159	C6	GTS114	B8
GDC103	G2	GHB159	C7	GTS116	B8
GDC107	G2	GHB162	D6	GUJ116	D8

NUMERICAL INDEX

Part No.	Page No.	Part No.	Page No.	Part No.	Page No.
GUJ116	D13	RTC1720010	B2	90502714	D5
GUJ117	D8	RTC1720020	B2	90508043	E6
GUJ117	D13	RTC1721	B3	90508152	D5
GUJ118	D5	RTC1721010	B3	90508153	D5
GWB127	G10	RTC1721020	B3	90509730	F4
GWB128	G10	RTC1729	B2	90511833	B2
GWB195	G10	RTC1729010	B2	90519866	G11
GWC301	D7	RTC1730	B3	90511958	B8
GWC302	D7	RTC1730010	B3	90512142	B4
GWC303	D7	RTC1730020	B3	90512143	B4
GWC304	D7	RTC1806	E3	90512144	B4
GWC305	D7	RTC1807	E4	90512205	B7
GWC305	D12	RTC1808	E3	90512208	B7
GWC306	D7	RTC1808	E4	90514149	G6
GWC306	D12	RTC1809	E3	90514150	G6
GWC1307	D12	RTC1809	E4	90514152	G7
GWC1308	D12	RTC1810	E4	90515323	B5
GWP305	B8	RTC1813N	B2	90515552	B8
GWP312	B8	RTC1945	C4	90516028	B5
JS495	G4	RTC1946	C4	90517567	F6
MRC2237	H4	RTC1956	C5	90517711	B8
MRC2238	H4	RTC1956	C7	90519054	B4
MRC2440	H2	RTC1958	C8	90519055	B4
MRC2479	H2	RTC1962	C5	90519206	D5
MRC2595	H2	RTC1962	C7	90519775	G11
MRC2744	H2	RTC1981	C5	90519841	G13
N5	G2	RTC1982	C5	90519864	B5
N8	G2	RTC2038	B10	90519875	F3
N12Y	G2	RTC2051	H2	90520940	B3
NRC62	F3	RTC2052	H2	90520941	B3
NRC132	E4	RTC2321	C4	90520942	B3
NRC141	E4	RTC2385N	B2	90520943	B3
NRC142	E3	8G2039	B10	90520978	B3
NRC2052	B2	8G8600	C3	90545107	G5
NRC2053	B2	8G8837	C3	90552791	E2
NRC2054	B2	8G8837	D14	90552971	F3
NRC2129	C3	8G8845	B8	90560612	F3
NRC2130	C3	18G8246	B10	90564334	B5
PRC1057	G12	18G8620	G4	90575150	G7
PRC1059	G12	24G1345	G11	90575153	G11
PRC1061	G12	1H9077	G11	90575201	E4
PRC1716	G10	27H3793	G4	90577193	E2
RTC210	G7	27H8204	G5	90577194	E2
RTC254	G3	27H8207	G5	90577197	E2
RTC324	E2	37H6836	G4	90577198	E2
RTC376	G10	37H6907	G3	90577434	E5
RTC430	G11	37H7847	G10	90577473	D13
RTC432	G11	37H7848	G10	90577611	D14
RTC445	G5	47H5531	G8	90577636	D14
RTC446	G5	90213636	C8	90577721	E5
RTC461	G10	90213662	C8	90577723	E5
RTC772	B6	90213663	C8	90605057	G4
RTC773	D10	90214684	E3	90606023	D14
RTC819	G10	90214787	C8	90607170	D10
RTC822	G10	90217389	C5	90607193	D10
RTC1004	G4	90217391	C8	90607688	G4
RTC1123	G3	90217398	D5	90607973	E2
RTC1139	D10	90217512	C6	90608178	G3
RTC1215	C4	90217512	C7	90608462	E3
RTC1392	D10	90217584	C9	90608545	D11
RTC1412	C5	90500139	B3	90623054	G12
RTC1412	C7	90500411	G7	90624031	E6
RTC1421	H5	90500610	B4	90624033	E5
RTC1443	C4	90502710	D5	90624083	E6
RTC1481	B10	90502713	D5	90624436	E3
RTC1720	B2				

